



US00D444350S

(12) **United States Design Patent**  
**Indekeu**

(10) **Patent No.:** **US D444,350 S**

(45) **Date of Patent:** **\*\* Jul. 3, 2001**

(54) **DISH**

(75) **Inventor:** **Erik Indekeu, Antwerp (BE)**

(73) **Assignee:** **De Ster Holding B.V., Amsterdam (NL)**

(\* **Notice:** This patent is subject to a terminal disclaimer.

(\*\*) **Term:** **14 Years**

(21) **Appl. No.:** **29/110,289**

(22) **Filed:** **Sep. 3, 1999**

(30) **Foreign Application Priority Data**

Mar. 3, 1999 (XH) ..... DM/047 414

(51) **LOC (7) Cl.** ..... **07-01**

(52) **U.S. Cl.** ..... **D7/566; D7/554.1; D7/570**

(58) **Field of Search** ..... **D7/505, 543, 566, D7/586, 587, 601, 602, 396.1, 550.1, 554.4, 558, 354, 409, 554.1, 570; 220/574, 575; 206/520, 518, 509**

(56) **References Cited**

**U.S. PATENT DOCUMENTS**

D. 75,523	*	7/1928	Engel	.....	D7/543
D. 180,329	*	5/1957	Highberger	.....	D7/543
D. 186,040	*	9/1959	Allison	.....	D7/566
D. 186,042	*	9/1959	Allison	.....	D7/543
D. 195,524	*	6/1963	Patton, Jr.	.....	D7/587
D. 195,525	*	6/1963	Forbes, Jr.	.....	D7/587
D. 214,678	*	7/1969	Weeber	.....	D7/587
D. 256,073	*	7/1980	Caroee et al.	.....	D7/543

D. 284,058	*	6/1986	Kahn et al.	.....	D7/587
D. 341,539	*	11/1993	Davis et al.	.....	D9/430
D. 402,509	*	12/1998	Indekeu	.....	D7/566
D. 422,842	*	4/2000	Rashid	.....	D7/555

**FOREIGN PATENT DOCUMENTS**

1055623	12/1988	(GB)	.
2054610	3/1996	(GB)	.
2054611	3/1996	(GB)	.
DM/003 803	5/1984	(XH)	.
DM/040 753	10/1984	(XH)	.
DM/015 565	1/1990	(XH)	.
DM/032 552	3/1995	(XH)	.
DM/032 814	4/1995	(XH)	.
DM/042 830	12/1997	(XH)	.
DM/046 467	12/1998	(XH)	.

\* cited by examiner

*Primary Examiner*—M. N. Pandozzi

(74) *Attorney, Agent, or Firm*—Shlesinger, Arkwright & Garvey LLP

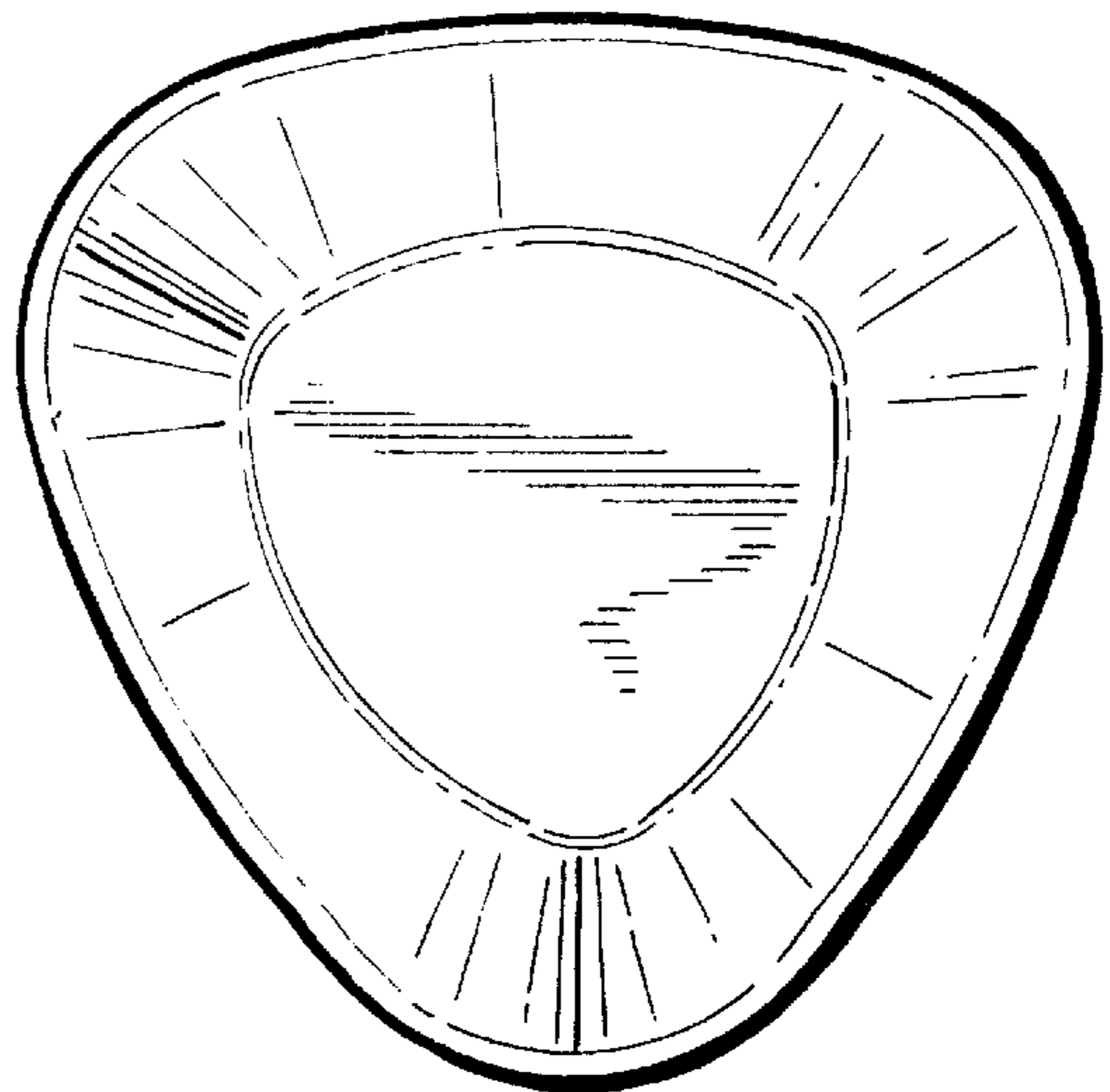

(57) **CLAIM**

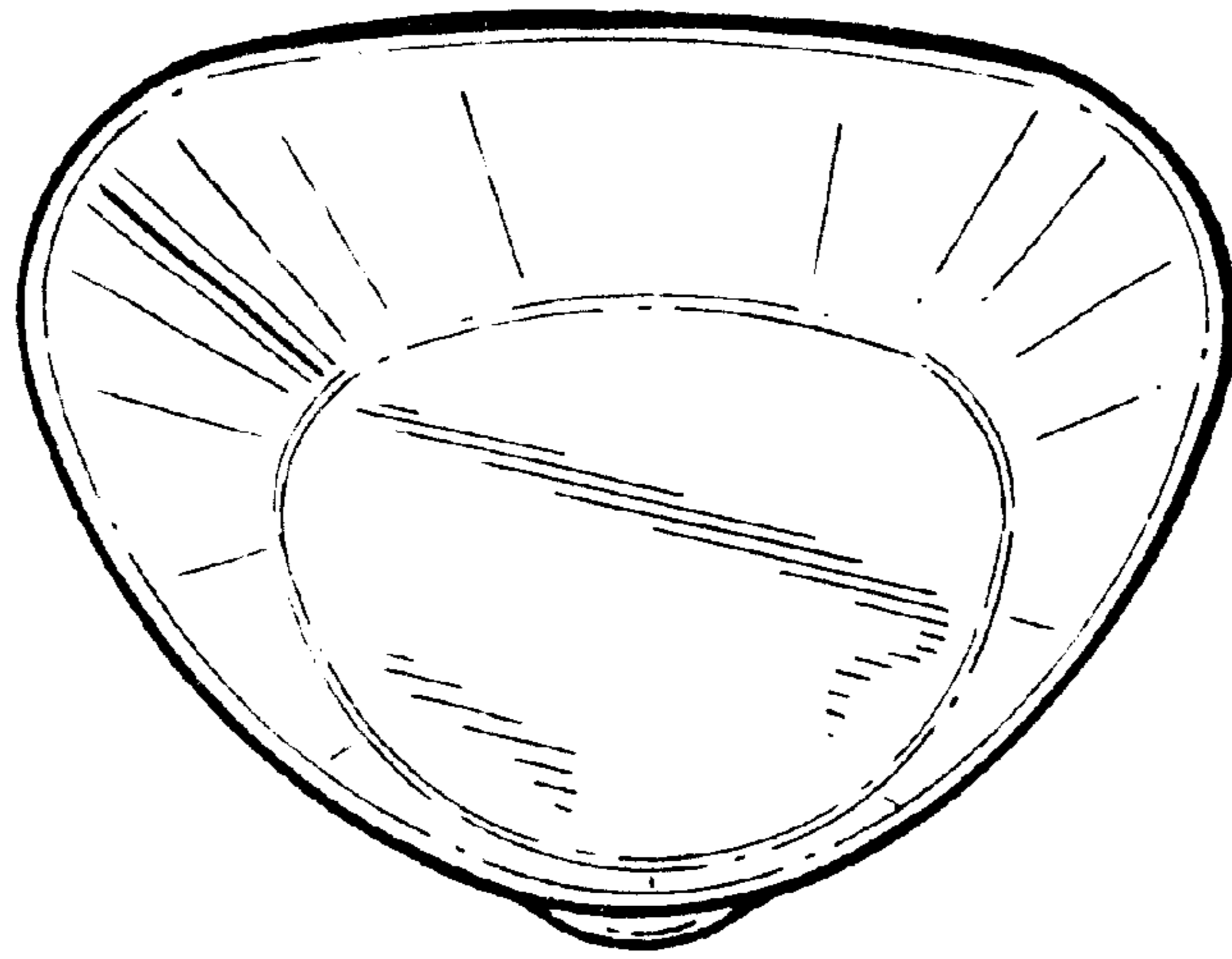
The ornamental design for the dish, as shown and described.

**DESCRIPTION**

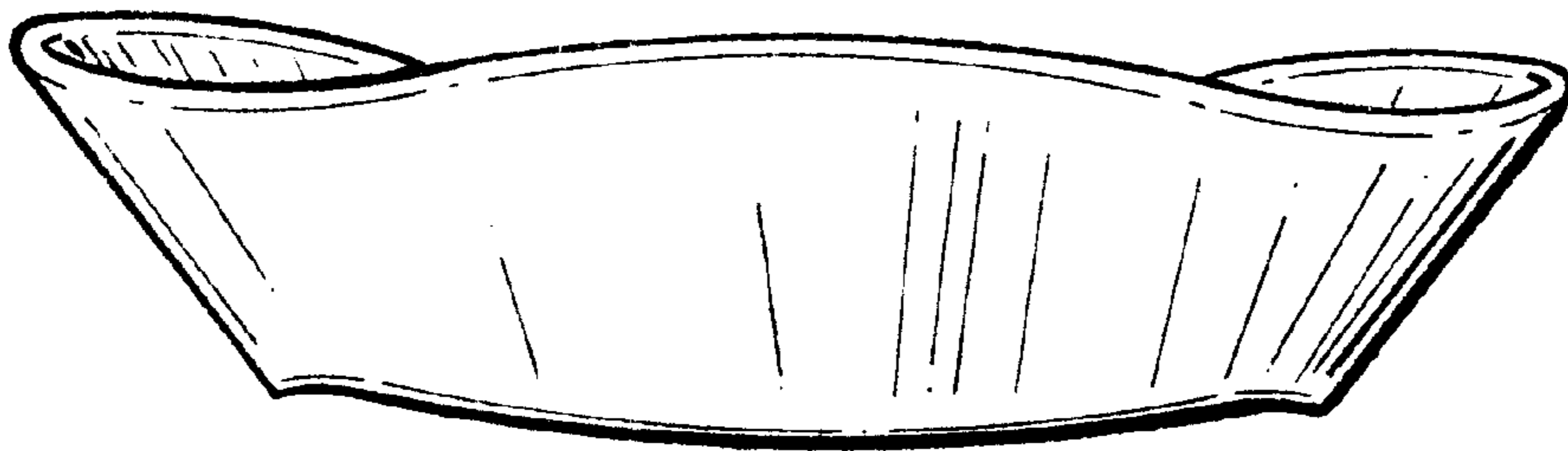
FIG. 1 is a top perspective view of a dish showing a preferred embodiment of my design; FIG. 2 is a side view of a first side of the dish of FIG. 1; FIG. 3 is a side view of a second side of the dish of FIG. 1; FIG. 4 is a top view of the dish of FIG. 1; and, FIG. 5 is a bottom view of the dish of FIG. 1.

**1 Claim, 3 Drawing Sheets**

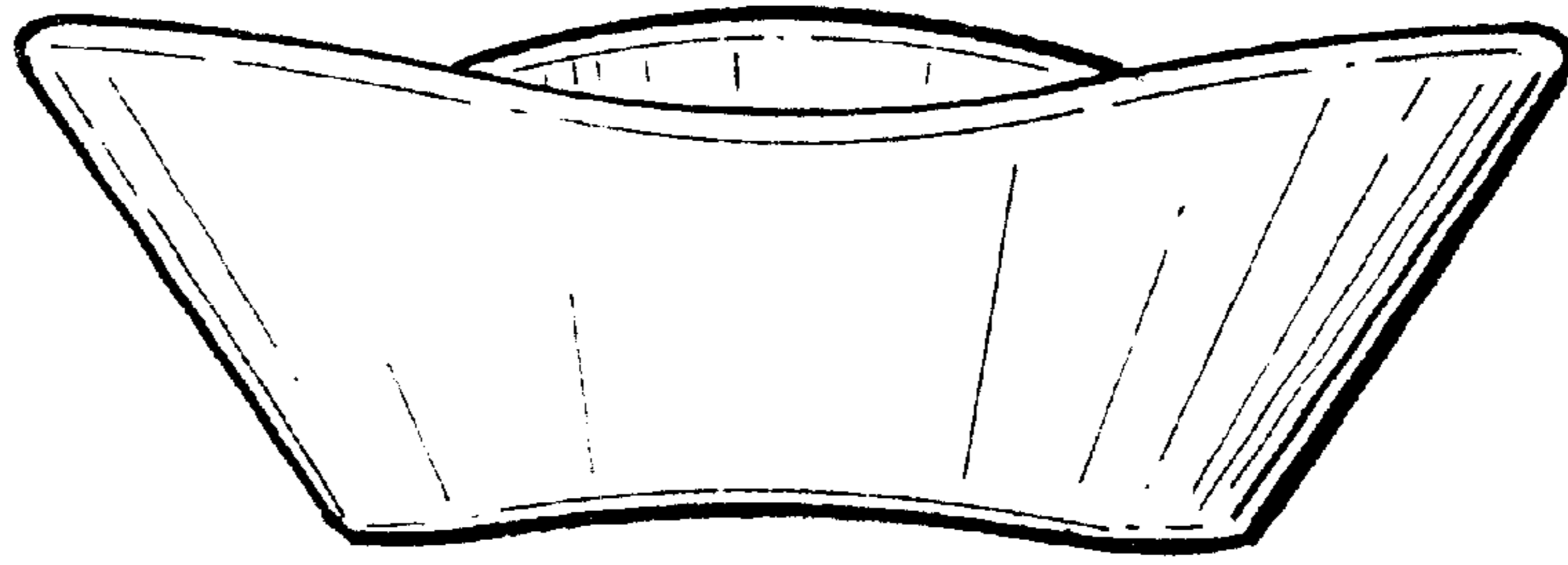




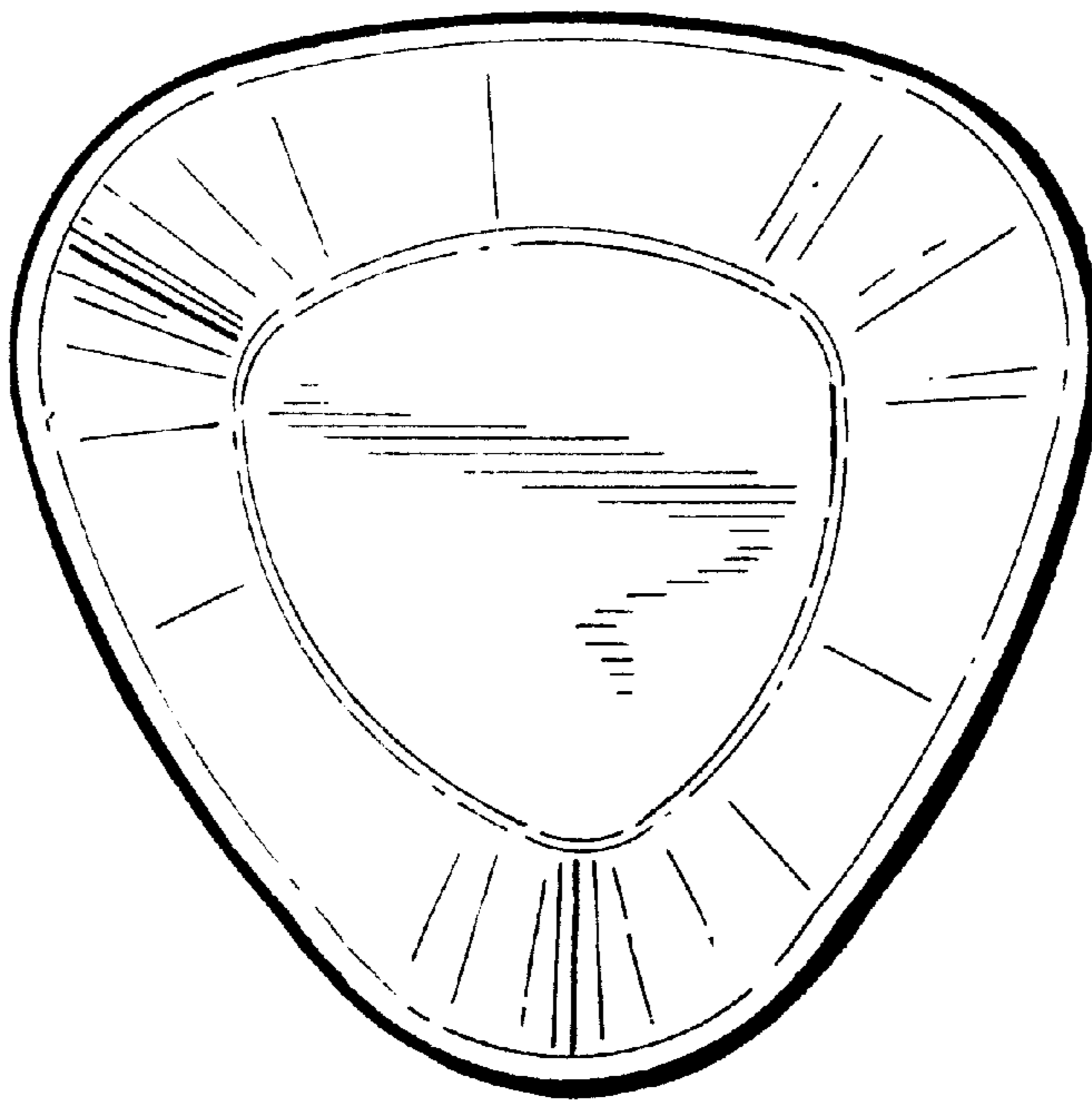
*FIG. 1*



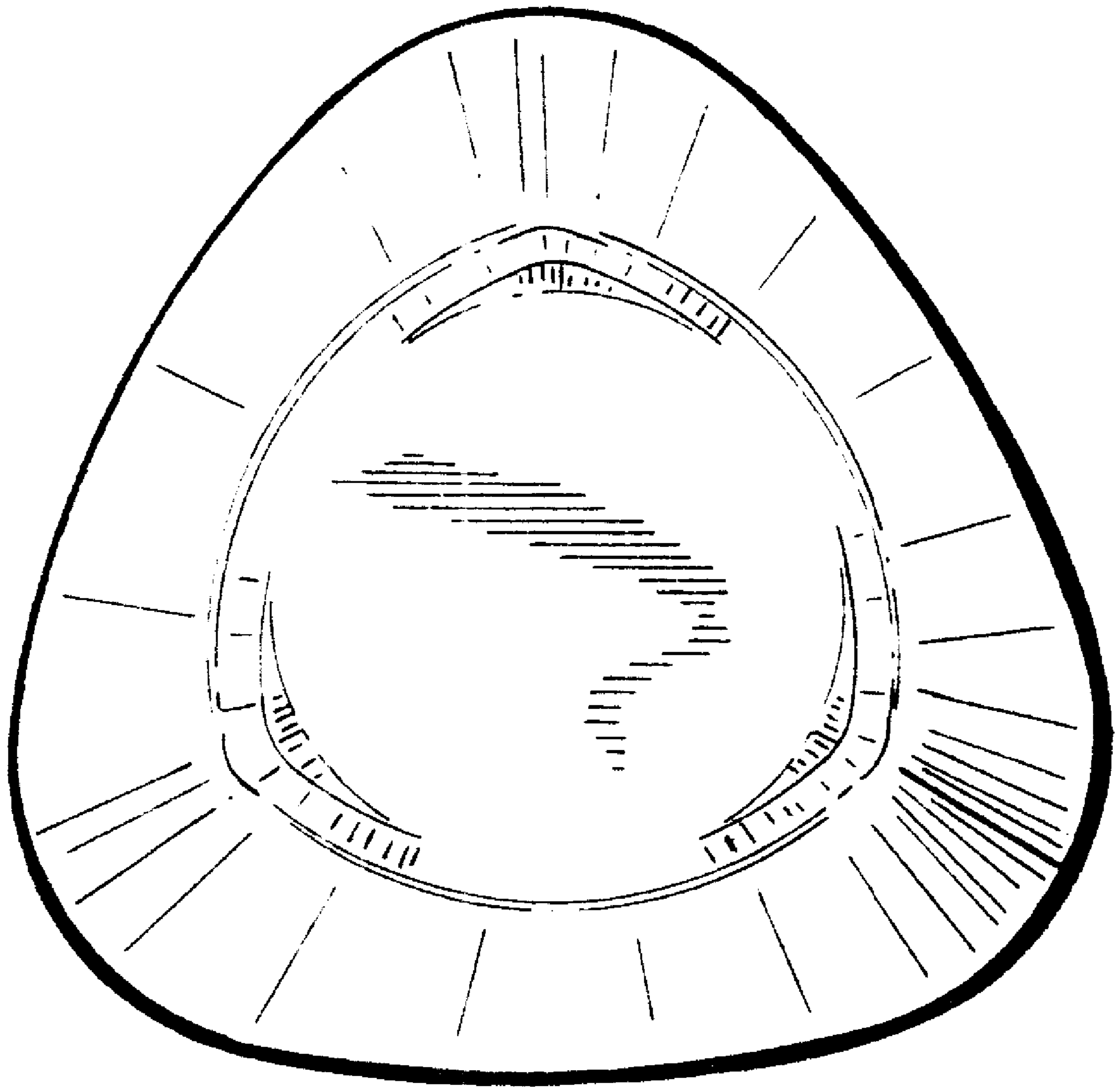
*FIG. 2*



*FIG. 3*



*FIG. 4*



*FIG. 5*