



US00D444349S

(12) **United States Design Patent**  
**Lin**

(10) **Patent No.:** **US D444,349 S**

(45) **Date of Patent:** **\*\* Jul. 3, 2001**

(54) **DUAL WALL DESIGNER COFFEE CUP**

(76) **Inventor:** **Shin-Shuoh Lin**, 27022 Falling Leaf Dr., Laguna Hills, CA (US) 92653

(\*\*) **Term:** **14 Years**

(21) **Appl. No.:** **29/135,764**

(22) **Filed:** **Jan. 19, 2001**

(51) **LOC (7) Cl.** ..... **07-01**

(52) **U.S. Cl.** ..... **D7/510; D7/511; D7/536**

(58) **Field of Search** ..... **D7/507, 509, 510, D7/511, 536, 533, 622; D12/419, 415; 222/714, 715, 23.86, 713, 703; 215/256, 255, 376, 396; 229/400; 220/631, 737; 294/27.1, 31.2**

D. 406,011	*	2/1999	Hatsumoto et al. ....	D7/510
D. 410,174	*	5/1999	Sheu .....	D7/510
D. 411,713		6/1999	Bridges .	
D. 416,757		11/1999	Ginuntoli .	
D. 417,819		12/1999	Kelly-Pollet .	
D. 418,013	*	12/1999	Fujii .....	D7/510
D. 420,254	*	2/2000	Park .....	D7/510
D. 425,758		5/2000	Freed .	
D. 428,769	*	8/2000	Mensch et al. ....	D7/533
D. 429,959	*	8/2000	Otake .....	D7/510
D. 431,159	*	9/2000	Otake .....	D7/510
D. 436,294	*	1/2001	Marck .....	D7/511
D. 438,429	*	3/2001	Otake .....	D7/510
5,249,703		10/1993	Karp .	
5,918,761		7/1999	Wissinger .	

\* cited by examiner

*Primary Examiner*—M. N. Pandozzi

(74) *Attorney, Agent, or Firm*—Gordon K. Anderson

(56) **References Cited**

**U.S. PATENT DOCUMENTS**

D. 209,533	*	12/1967	Cole et al. .	
D. 346,933		5/1994	Denny et al. .	
D. 362,156		9/1995	Goto et al. .	
D. 362,369		9/1995	Bridges .	
D. 363,641	*	10/1995	Goto et al. ....	D7/511
D. 372,838		8/1996	Feltman et al. .	
D. 372,839	*	8/1996	Laib .....	D7/536
D. 373,051		8/1996	Kramer et al. .	
D. 382,174	*	8/1997	Grimm .....	D7/510
D. 386,948	*	12/1997	Wissinger .....	D7/533
D. 396,777	*	8/1998	Inoue .....	D7/511
D. 398,187	*	9/1998	Parker .....	D7/510
D. 398,815	*	9/1998	Hatsumoto et al. ....	D7/533
D. 404,613	*	1/1999	Hatsumoto et al. ....	D7/510

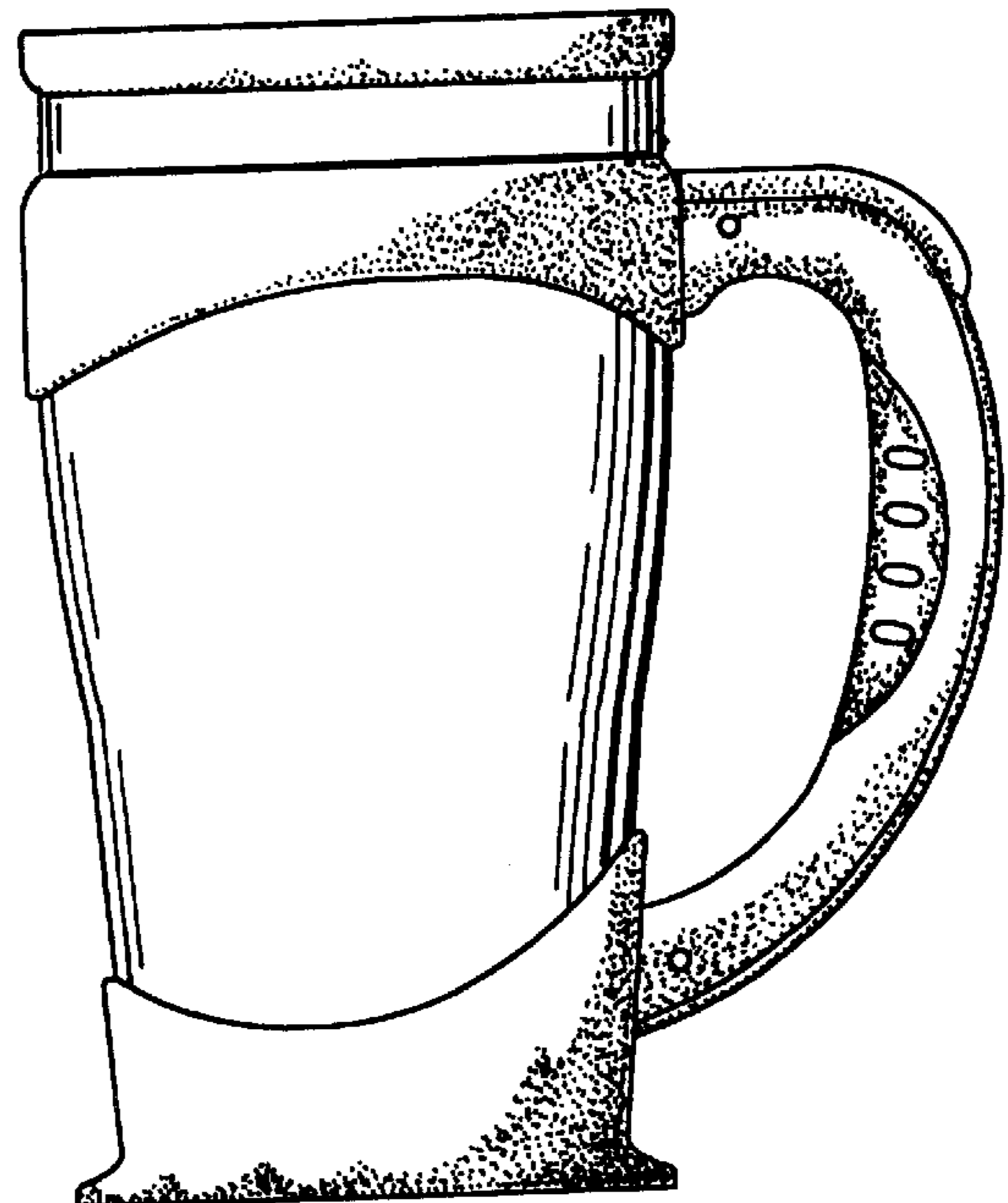

(57) **CLAIM**

The ornamental design for a dual wall designer coffee cup, as shown and described.

**DESCRIPTION**

FIG. 1 is a perspective view of a dual wall designer coffee cup showing my new design; FIG. 2 is a right side elevation view thereof; FIG. 3 is a front elevation view thereof; FIG. 4 is a rear elevation view thereof; FIG. 5 is a left side elevation view thereof; FIG. 6 is a bottom plan view thereof; and, FIG. 7 is a top plan view thereof.

**1 Claim, 2 Drawing Sheets**






FIG. 1

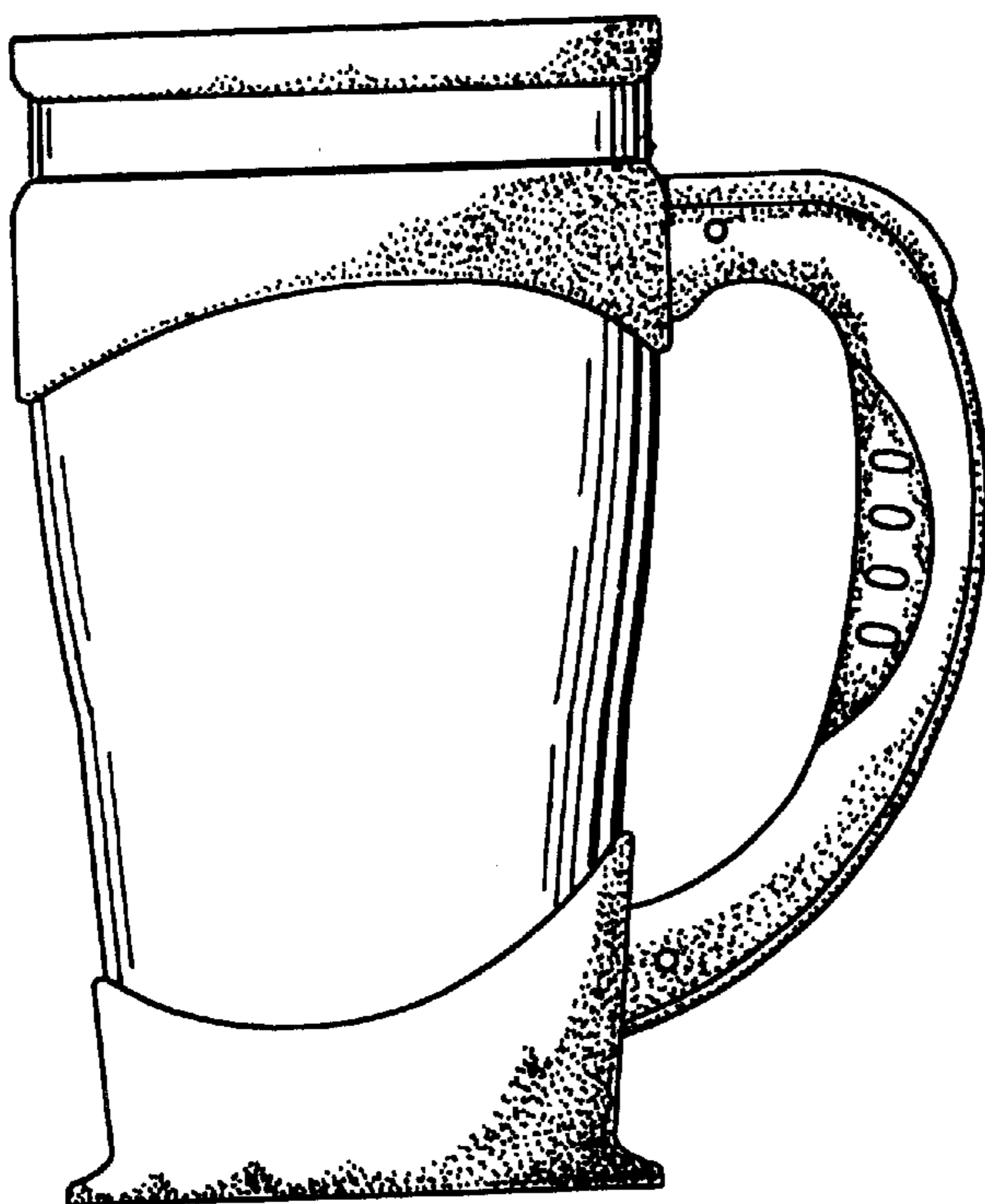


FIG. 2

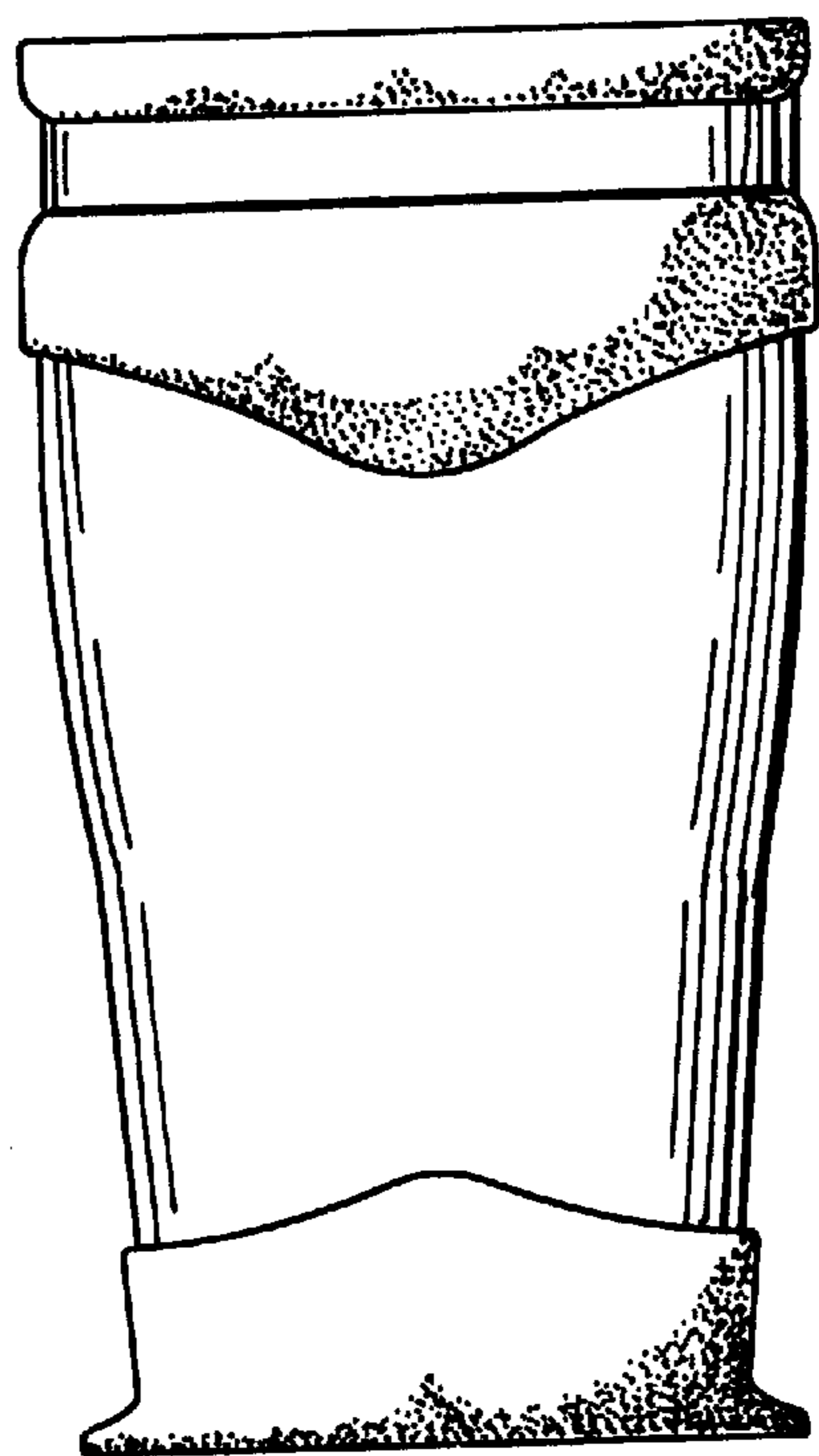


FIG. 3

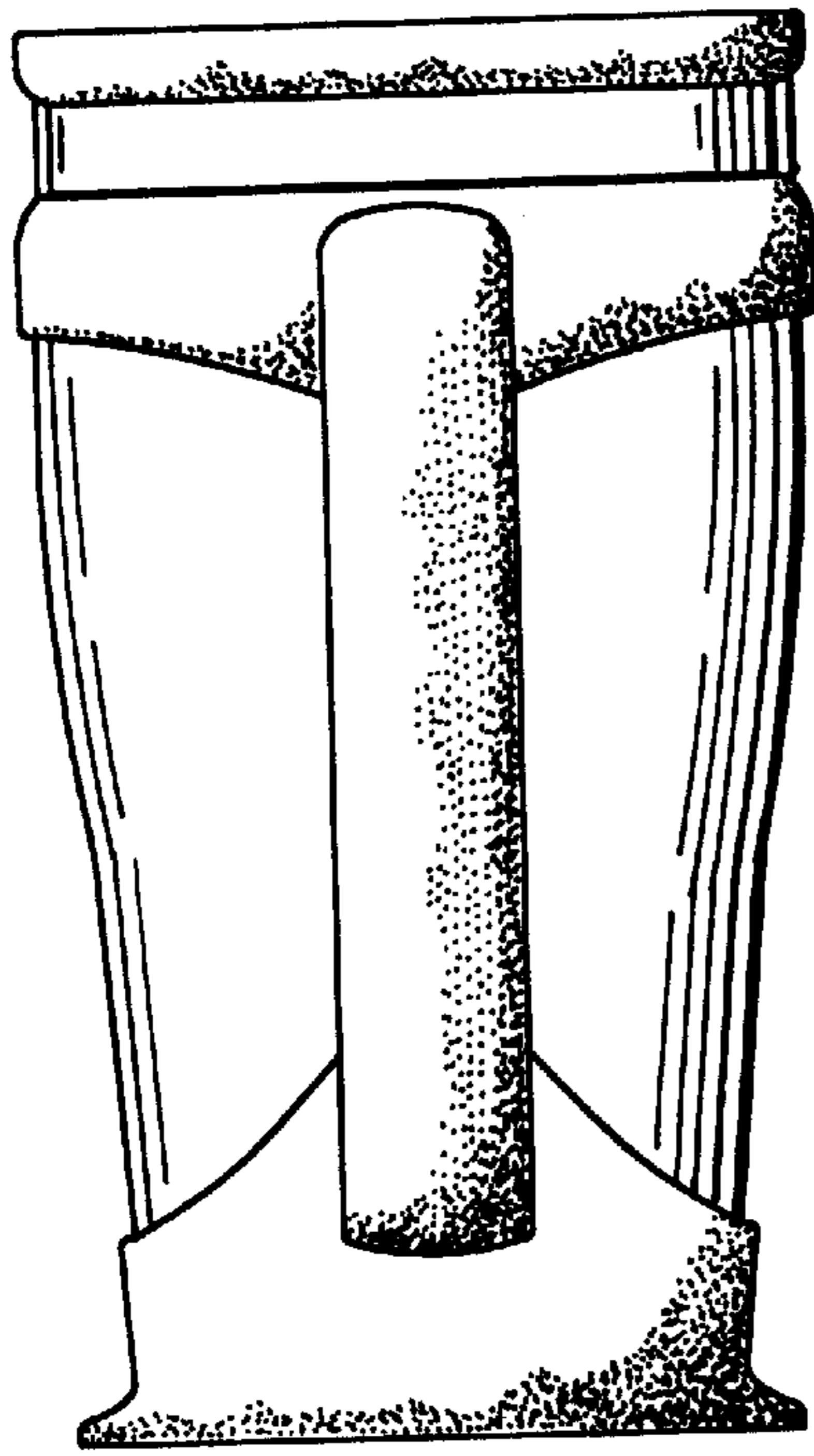


FIG. 4




FIG. 5

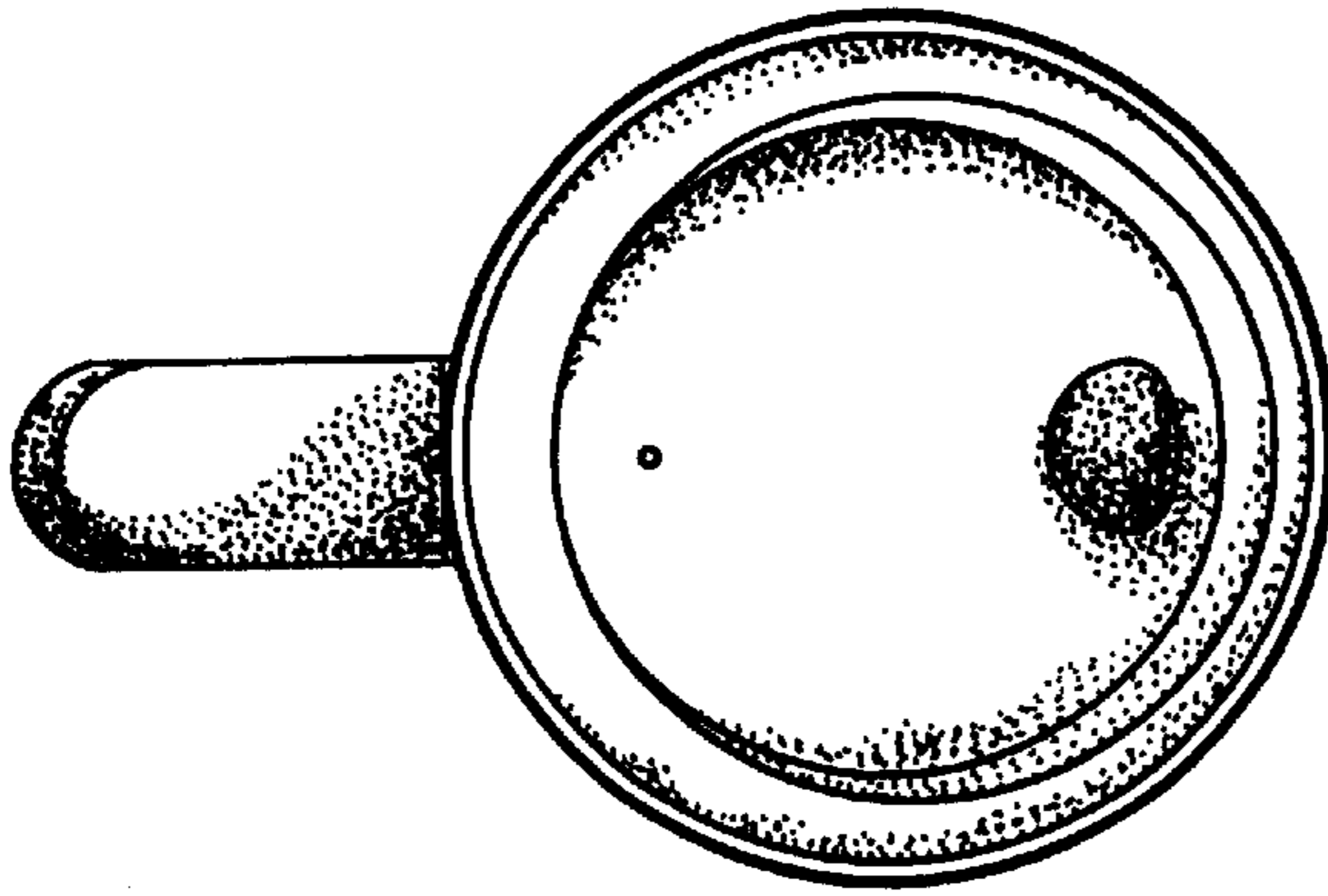


FIG. 6

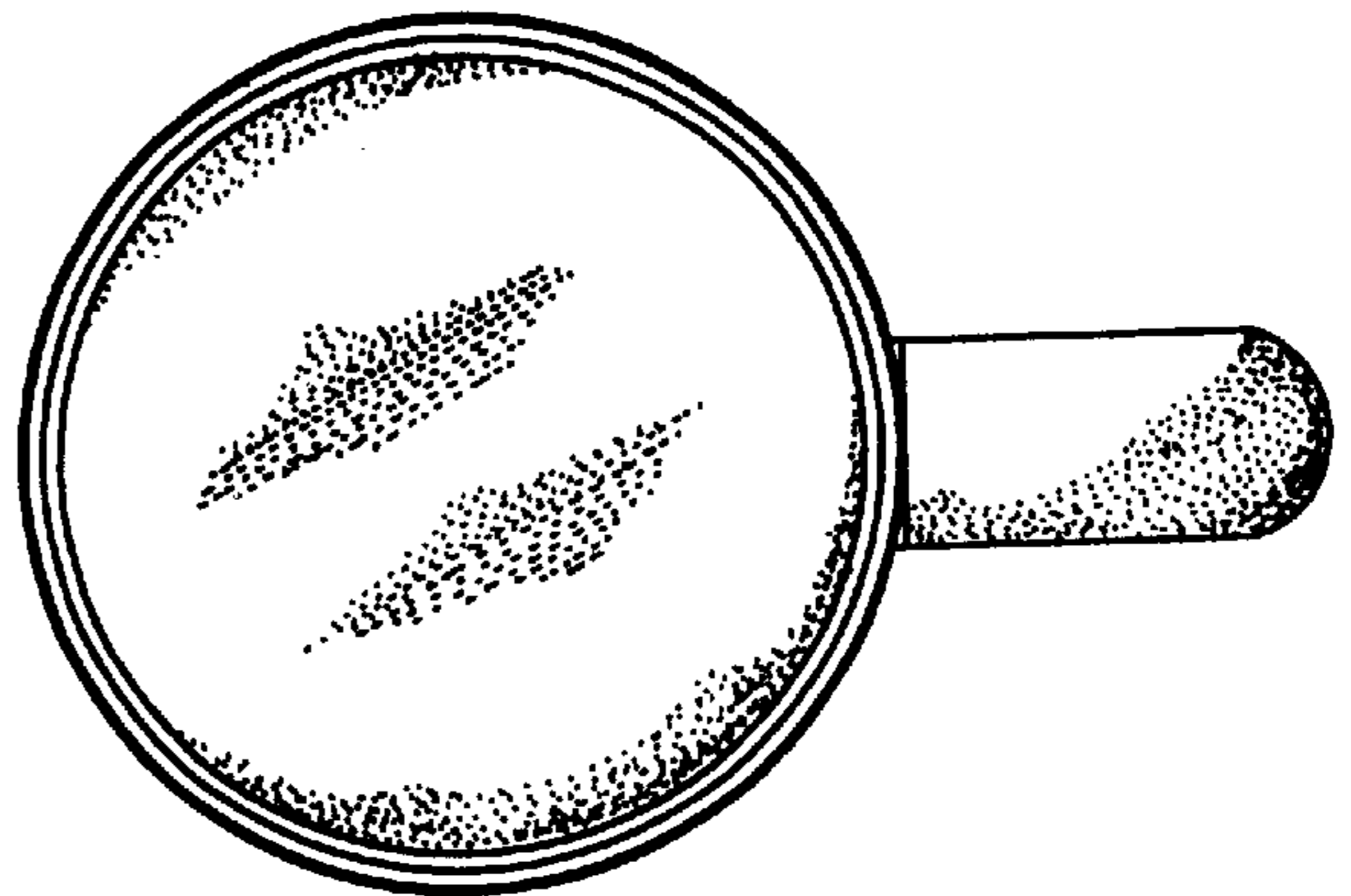


FIG. 7