



US00D444348S

(12) **United States Design Patent**
Ghasham

(10) **Patent No.:** **US D444,348 S**

(45) **Date of Patent:** **** Jul. 3, 2001**

(54) **TIPPING DRINKING VESSEL**

(76) **Inventor:** **Ibrahim Ghasham**, 1162 Broadway,
2nd Floor Rm 203, New York, NY (US)
10001

(**) **Term:** **14 Years**

(21) **Appl. No.:** **29/133,081**

(22) **Filed:** **Nov. 21, 2000**

(51) **LOC (7) Cl.** **07-01**

(52) **U.S. Cl.** **D7/509; D7/513; D7/312**

(58) **Field of Search** D11/152, 153,
D11/146; D7/509, 512, 513, 589, 312, 316,
333; D9/524, 500; D27/163, 166, 162;
131/173, 180, 198.2; 164/377

(56) **References Cited**

U.S. PATENT DOCUMENTS

| | | | | | |
|------------|---|---------|----------|-------|---------|
| D. 229,152 | * | 11/1973 | Franklin | | D7/312 |
| D. 230,775 | * | 3/1974 | Frost | | D27/162 |
| D. 240,938 | * | 8/1976 | Kahler | | D27/162 |
| D. 248,572 | * | 7/1978 | Graham | | D27/162 |
| D. 253,038 | | 10/1979 | Plummer | | D7/536 |
| D. 271,833 | * | 12/1983 | Okada | | D11/143 |
| D. 278,016 | | 3/1985 | Myrbo | | D9/500 |
| D. 313,348 | * | 1/1991 | Ali | | D9/524 |
| D. 358,227 | * | 5/1995 | Heine | | D27/162 |
| D. 358,228 | * | 5/1995 | Heine | | D27/162 |

| | | | | | |
|------------|---|--------|--------|-------|---------|
| D. 368,325 | * | 3/1996 | Heine | | D27/162 |
| 3,863,646 | * | 2/1975 | Kahler | | 131/173 |
| 3,882,875 | * | 5/1975 | Frost | | 131/173 |

OTHER PUBLICATIONS

Ward, Rachel, *Islamic Metalwork*, 1993, Thames&Hudson, New York. Please note pp. 27 & 28.
Rice, David Talbot, *Islamic Art*, 1985, Thames & Hudson, New York. Please note pp. 73,182,242.

* cited by examiner

Primary Examiner—M. N. Pandozzi

(74) *Attorney, Agent, or Firm*—Carrie Anne Juliano

(57) **CLAIM**

I claim the ornamental design for the tipping drinking vessel, as shown and described.

DESCRIPTION

FIG. 1 is a front elevational view of the tipping drinking vessel.

FIG. 2 is a top plan view thereof.

FIG. 3 is rear perspective view thereof.

FIG. 4 is a bottom plan view thereof.

FIG. 5 is a right side elevational view thereof.

FIG. 6 is a left side elevational view thereof; and,

FIG. 7 is a right perspective view thereof.

1 Claim, 5 Drawing Sheets

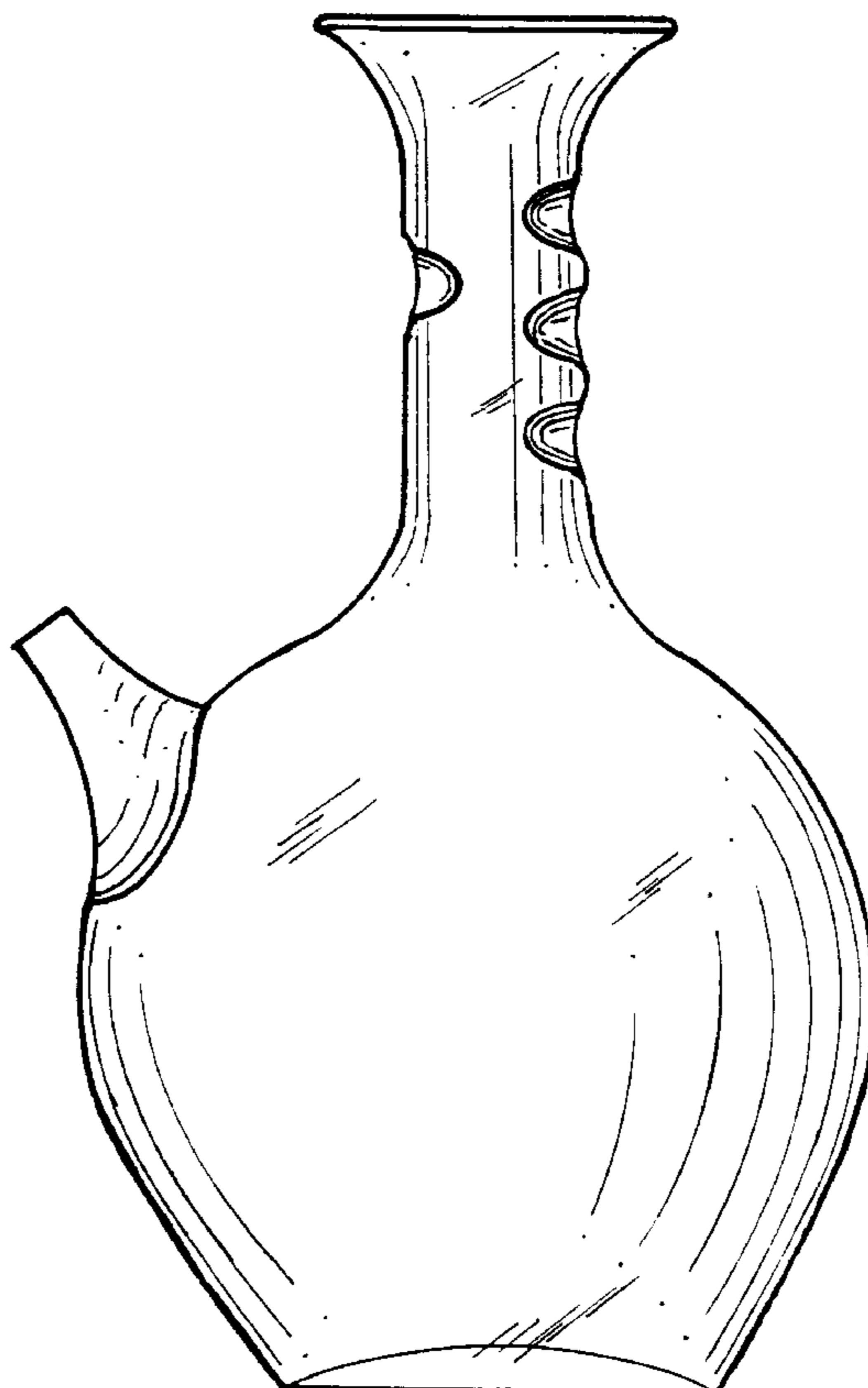


FIG. 1



FIG. 2

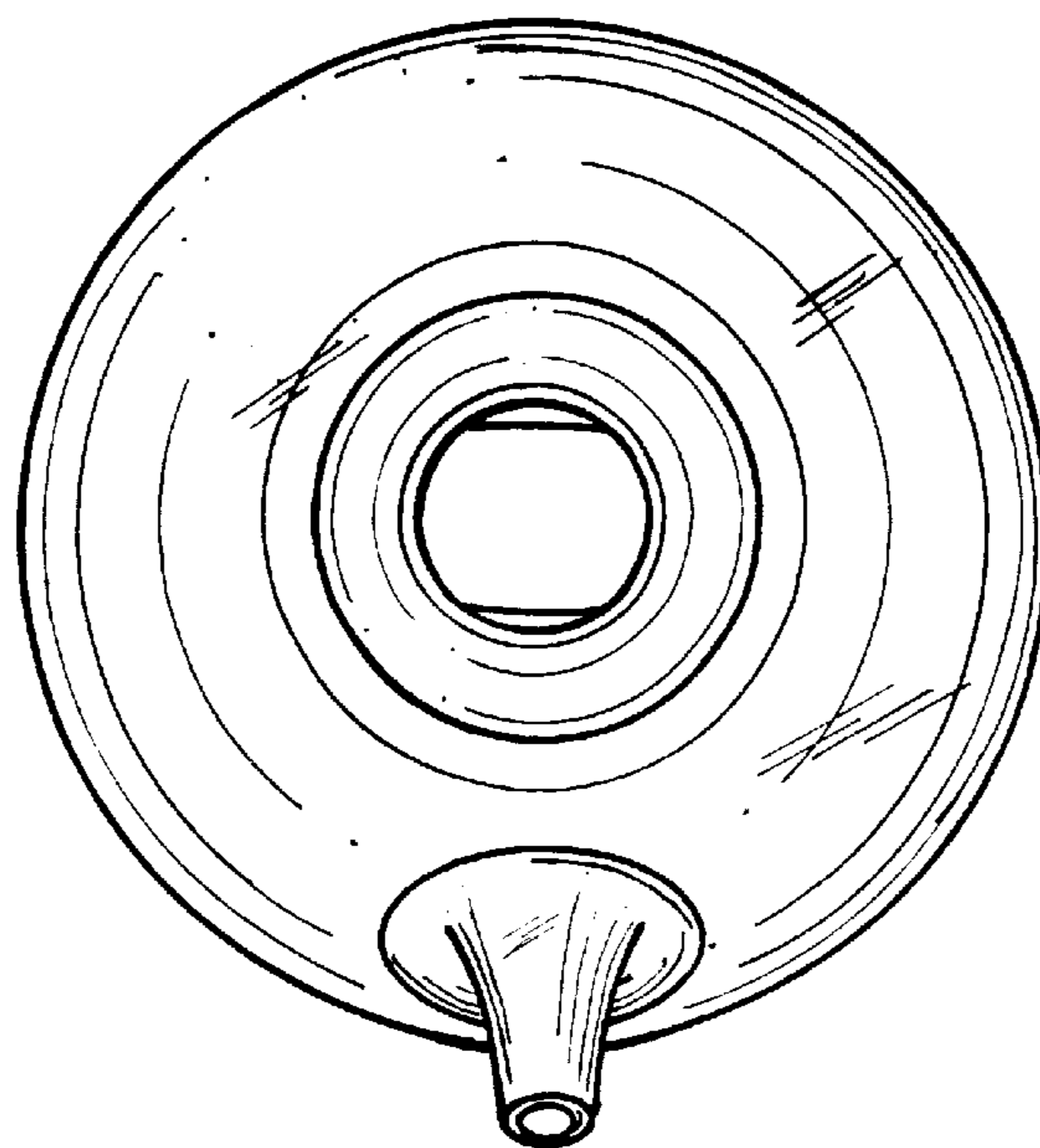


FIG. 3

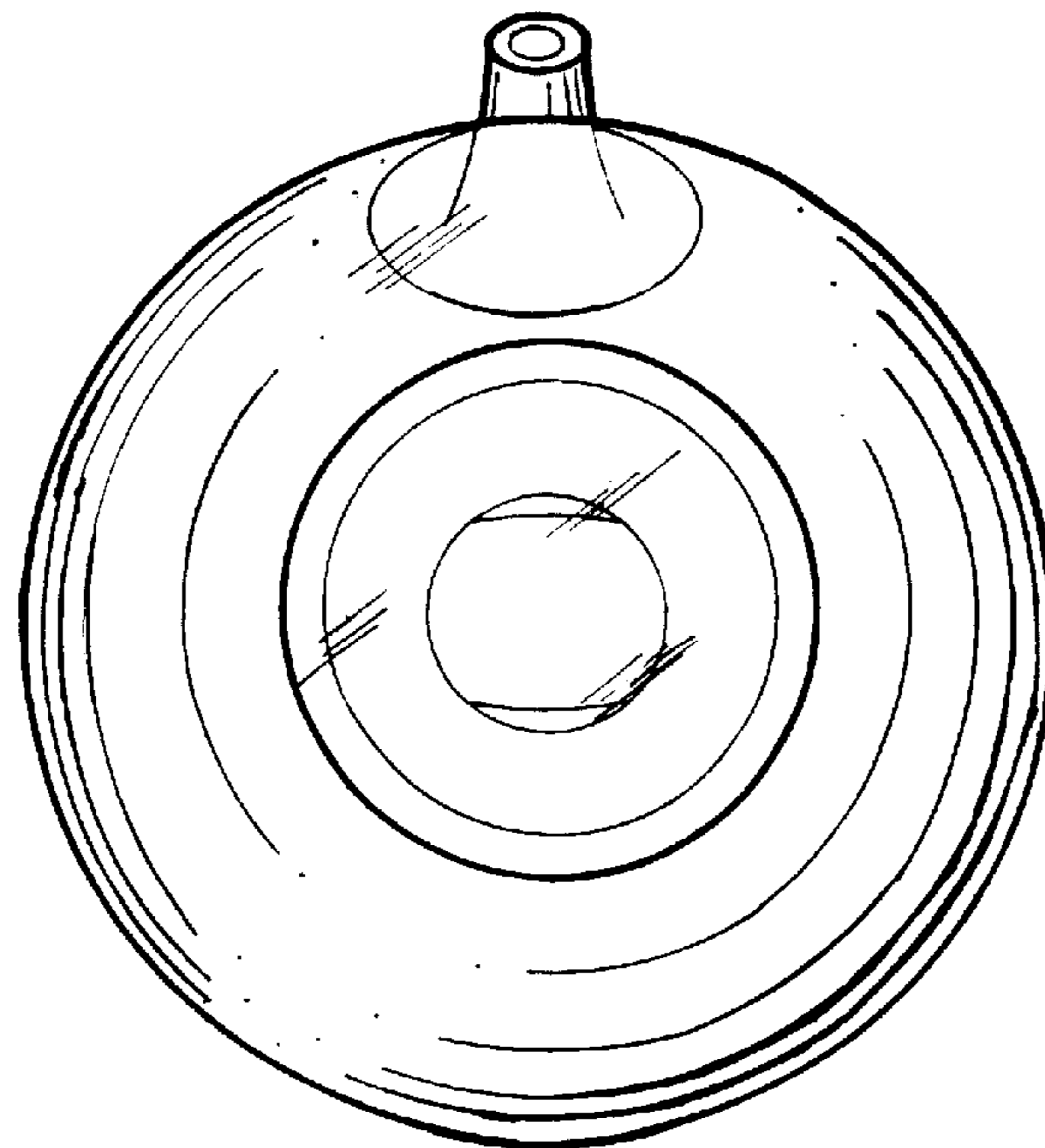
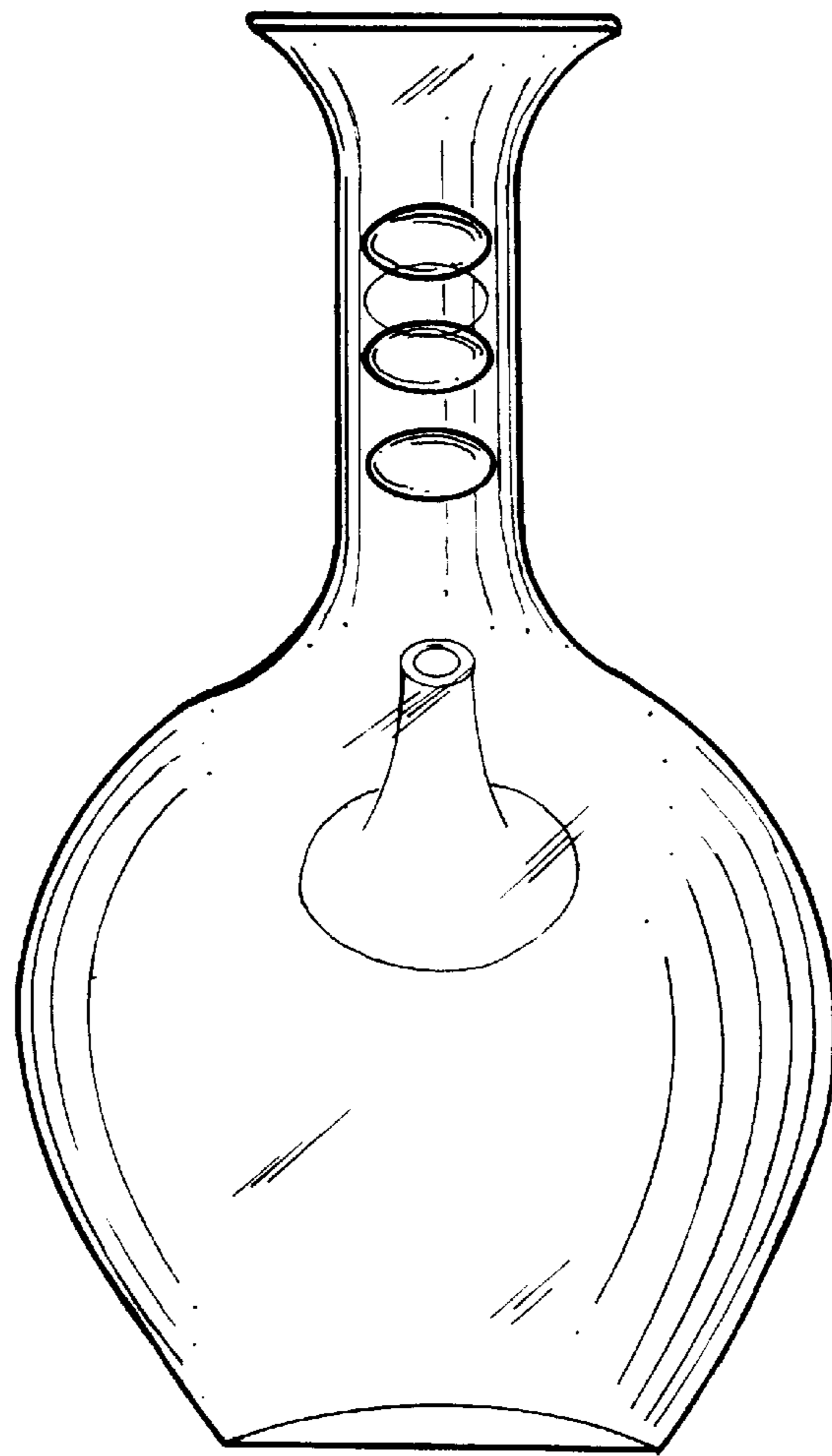


FIG. 4

FIG. 5

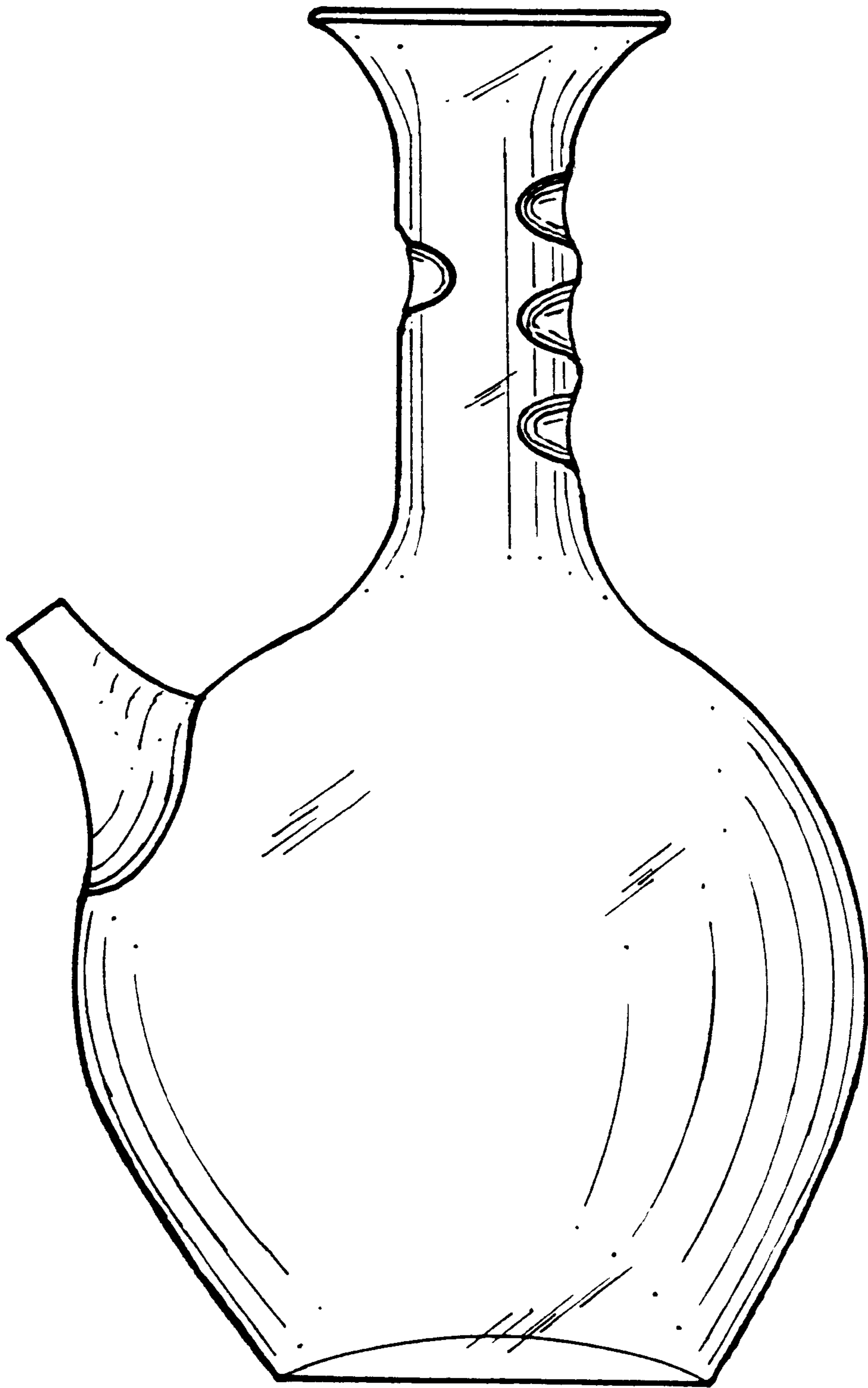


FIG. 6

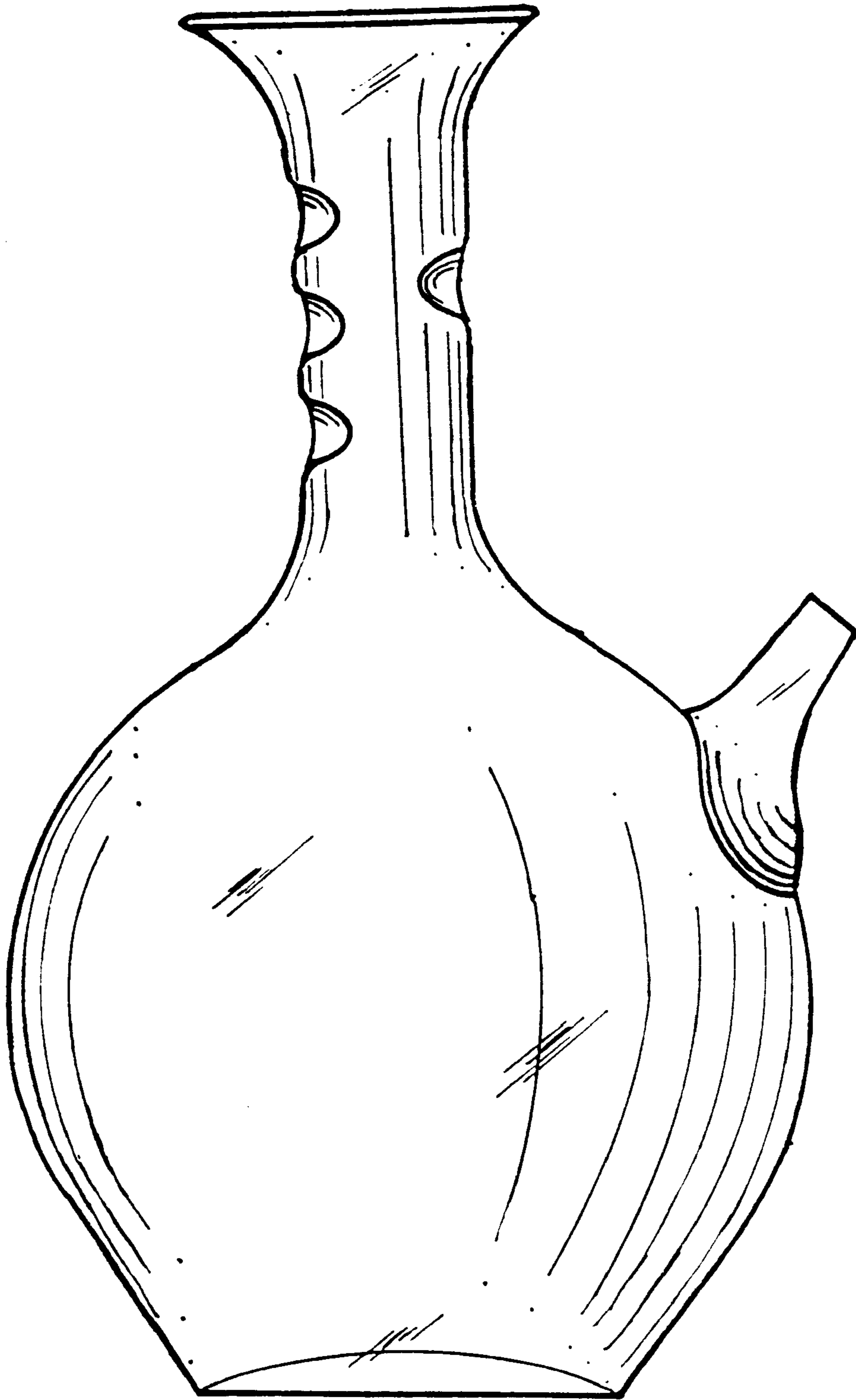


FIG. 7

