



US00D444325S

(12) **United States Design Patent**
DeJule

(10) **Patent No.:** **US D444,325 S**

(45) **Date of Patent:** **** Jul. 3, 2001**

(54) **FOOT FOR A TABLE LEG**

4,448,378 5/1984 Binfare .

5,388,792 2/1995 Hastings et al. .

(75) Inventor: **Aaron M. DeJule**, Chicago, IL (US)

* cited by examiner

(73) Assignee: **Krueger International, Inc.**, Green Bay, WI (US)

Primary Examiner—Janice E. Seeger

(74) *Attorney, Agent, or Firm*—Andrus, Scales, Starke & Sawall, LLP

(**) Term: **14 Years**

(21) Appl. No.: **29/135,172**

(57) **CLAIM**

(22) Filed: **Jan. 5, 2001**

The ornamental design of a foot for a table leg, as shown and described.

Related U.S. Application Data

DESCRIPTION

(62) Division of application No. 29/113,374, filed on Nov. 3, 1999.

(51) **LOC (7) Cl.** **06-06**

(52) **U.S. Cl.** **D6/495**

(58) **Field of Search** D6/480-489, 495-499, D6/423, 429; 108/153.1, 155, 156, 157.1, 161; 248/188, 188.1, 188.7, 188.8

FIG. 1 is a perspective view of a foot for a table leg, showing my new design; the broken lines are for environmental purposes only and form no part of the claimed design.

FIG. 2 is a left side elevation view thereof;

FIG. 3 is a front elevation view thereof;

FIG. 4 is a right side elevation view thereof;

FIG. 5 is a rear elevation view thereof;

FIG. 6 is a top plan view thereof;

FIG. 7 is a bottom plan view thereof;

FIG. 8 is a perspective view of a foot for a table leg, showing an alternate embodiment of my new design;

FIG. 9 is a left side elevation view thereof;

FIG. 10 is a front elevation view thereof;

FIG. 11 is a right side elevation view thereof;

FIG. 12 is a rear elevation view thereof;

FIG. 13 is a top plan view thereof; and,

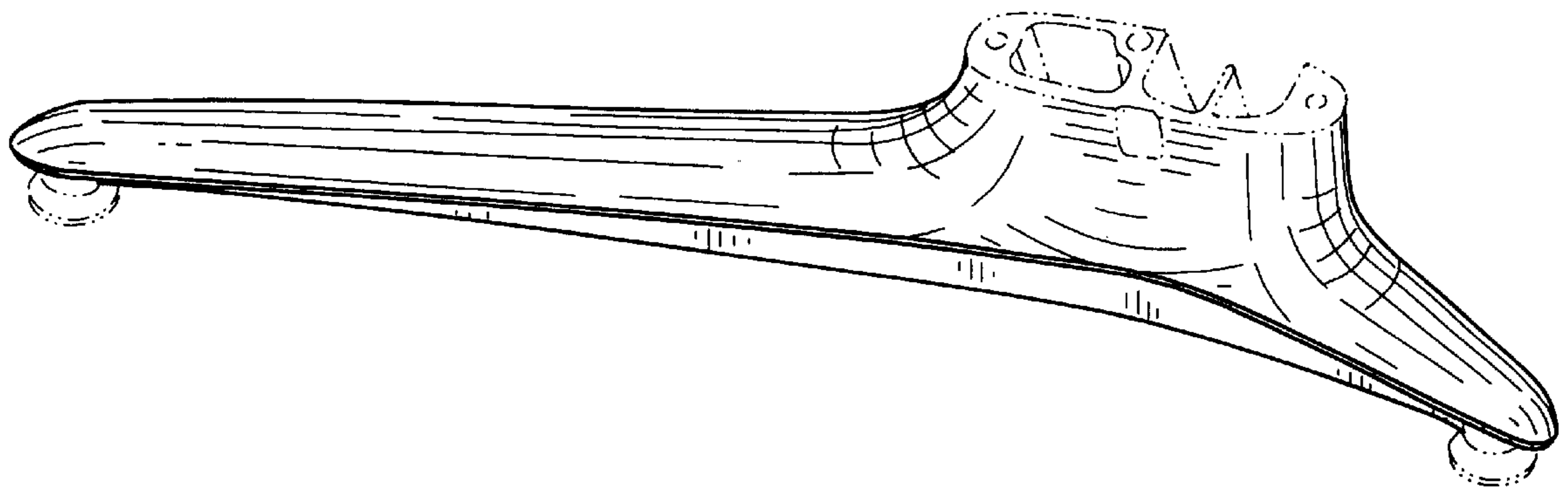
FIG. 14 is a bottom plan view thereof.

(56) **References Cited**

U.S. PATENT DOCUMENTS

- D. 319,935 9/1991 Heidmann .
- D. 330,302 10/1992 Heidmann .
- D. 345,266 * 3/1994 Koguma D6/422
- D. 372,150 7/1996 Funk .
- D. 407,925 * 4/1999 Cheng et al. D6/495
- D. 409,021 * 5/1999 Cheng et al. D6/495
- D. 423,256 * 4/2000 Schiavello D6/495
- 3,625,462 * 12/1971 Jordan 248/188.8

1 Claim, 4 Drawing Sheets



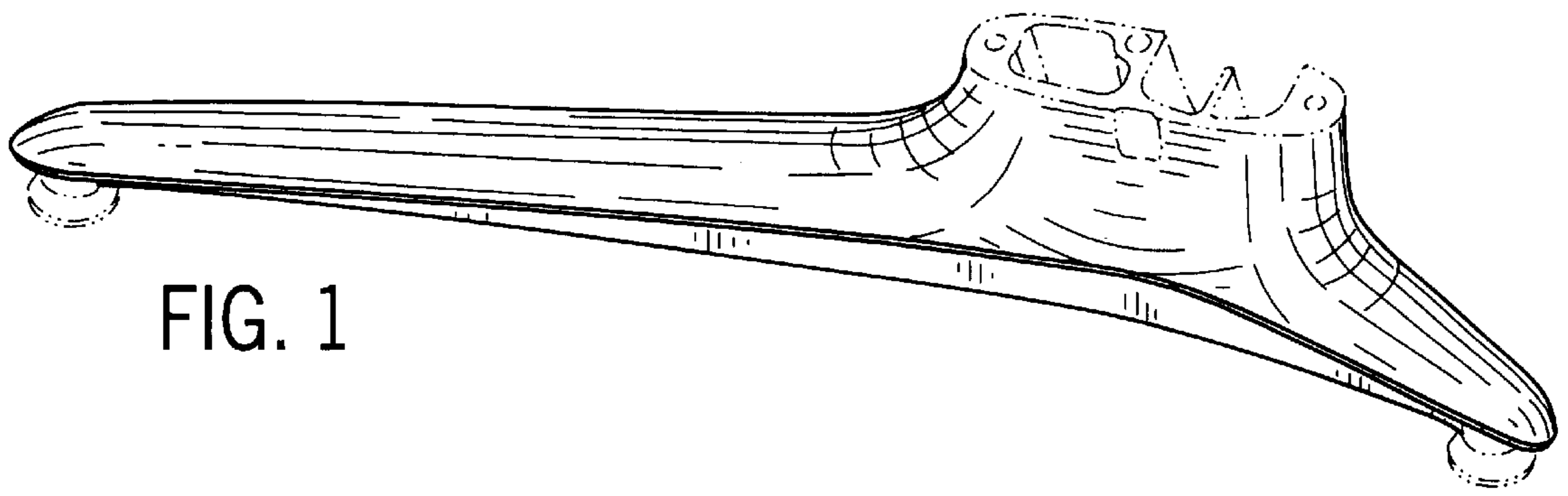


FIG. 1

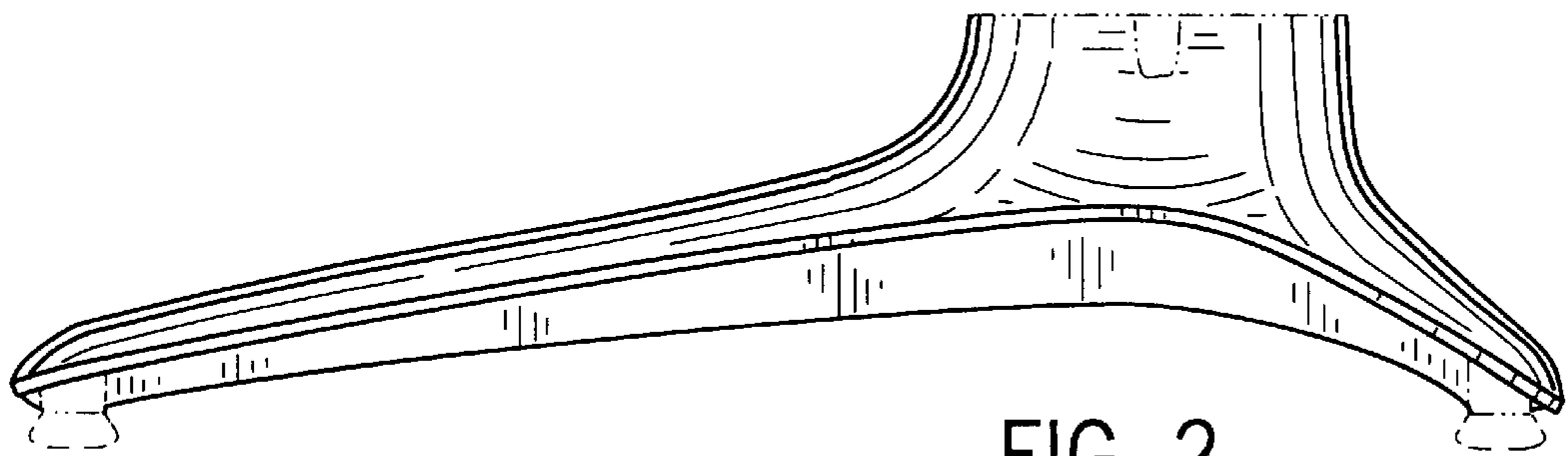


FIG. 2

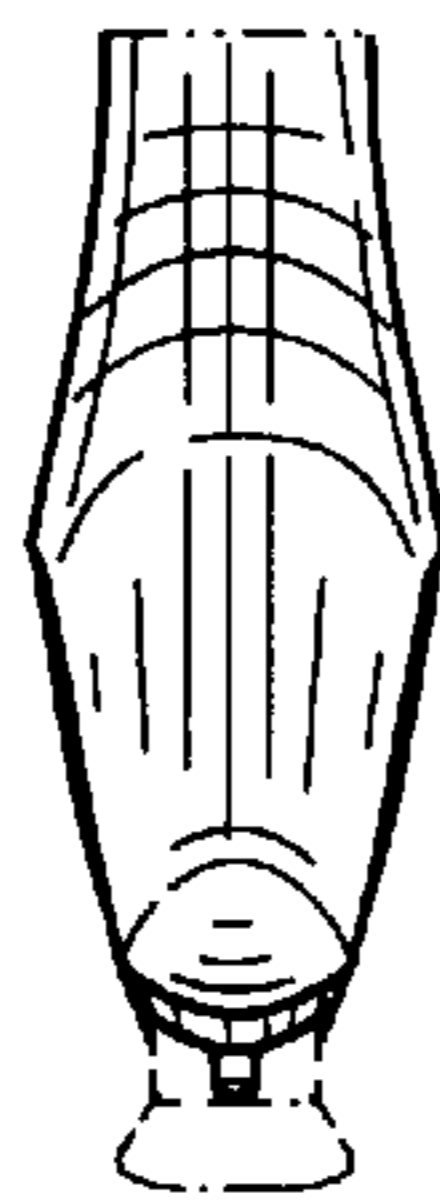


FIG. 3

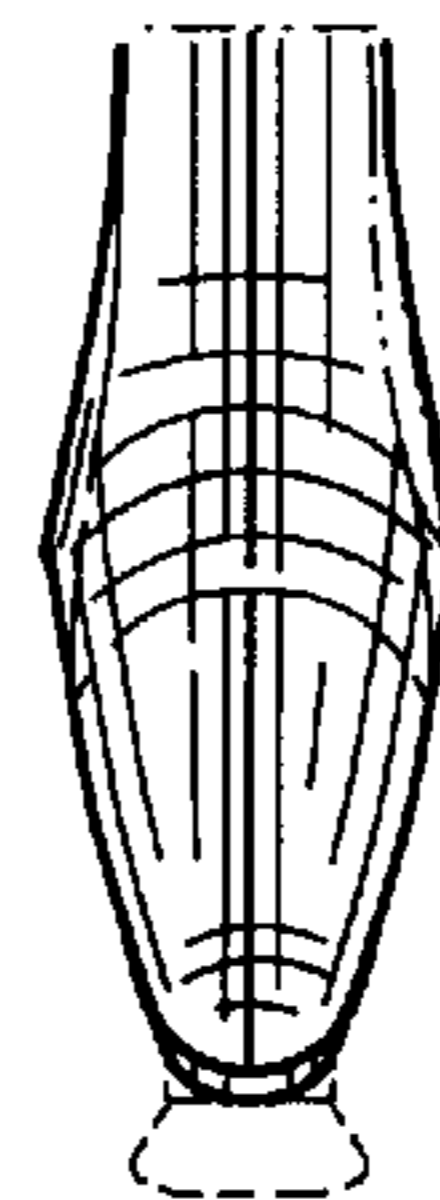


FIG. 5

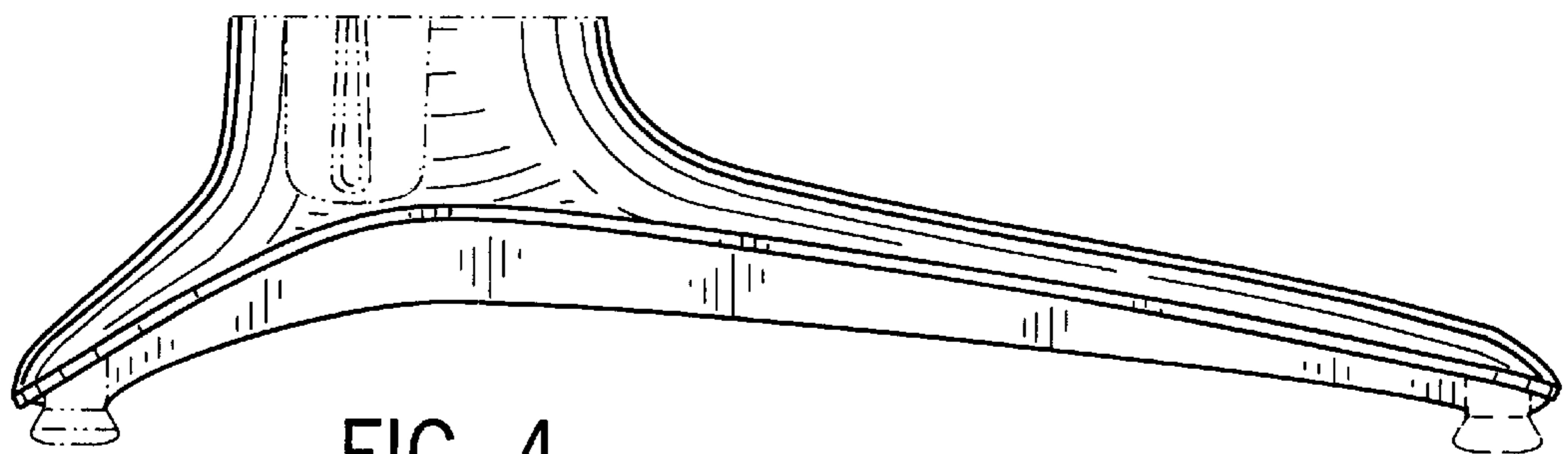


FIG. 4




FIG. 6




FIG. 7

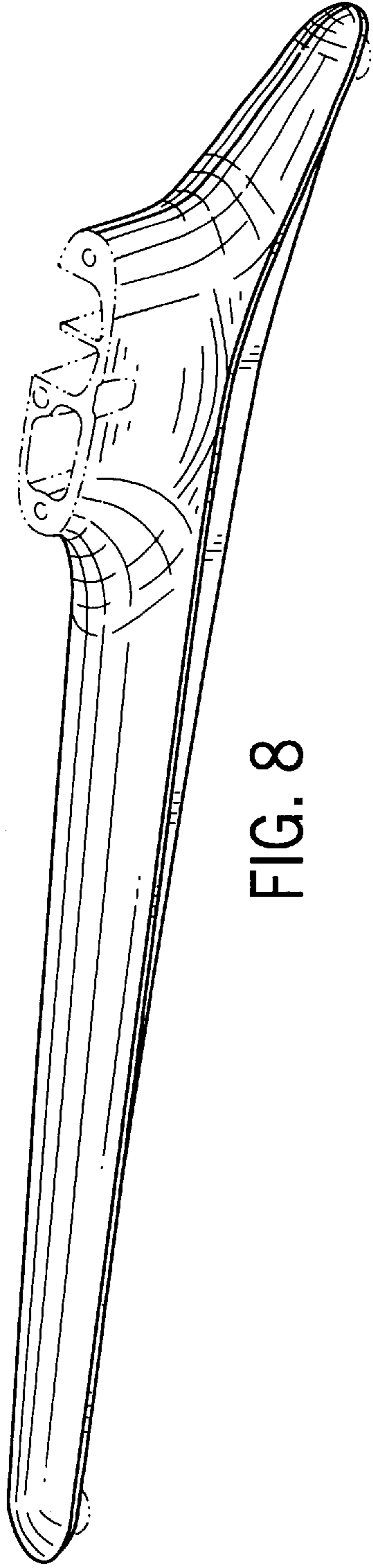


FIG. 8

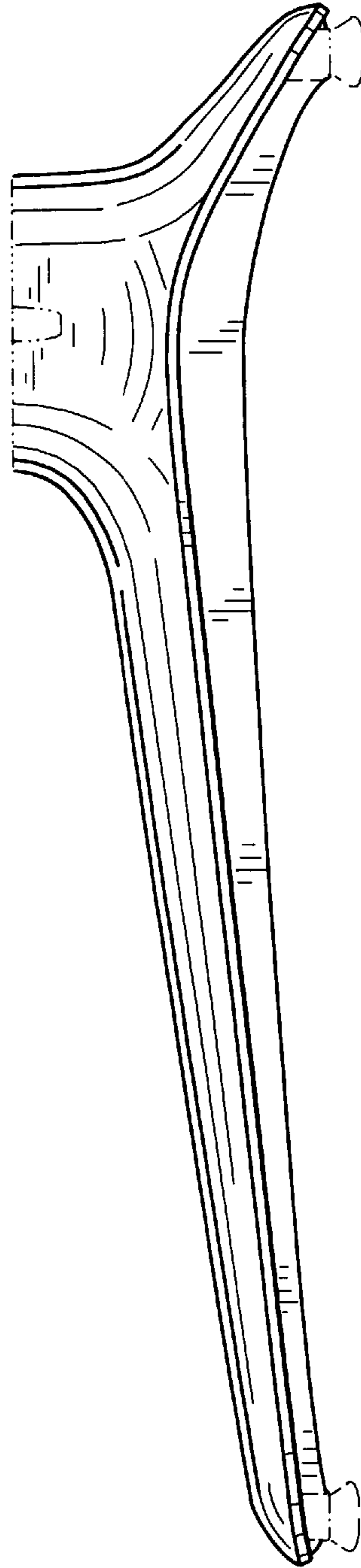


FIG. 9

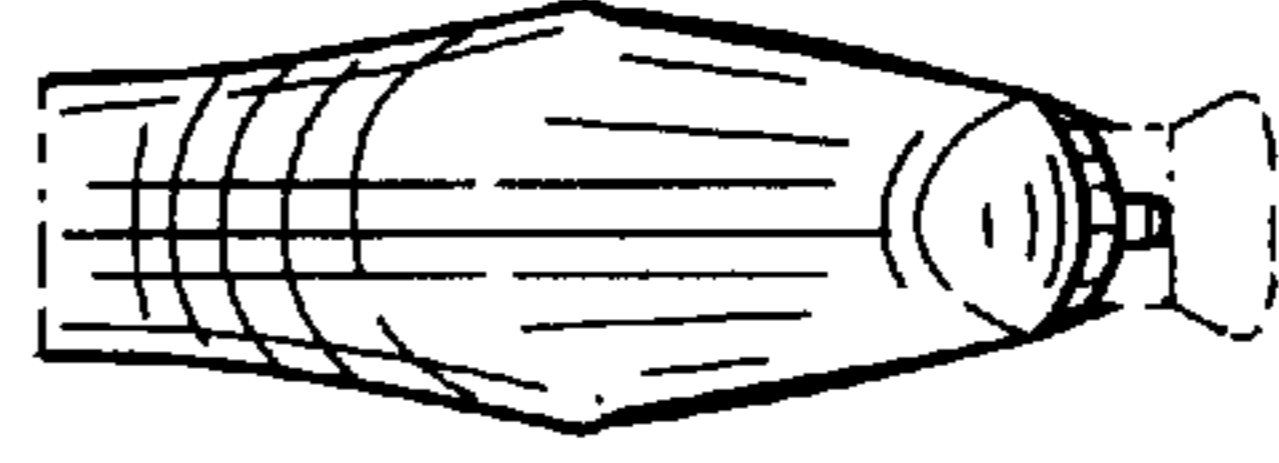


FIG. 10

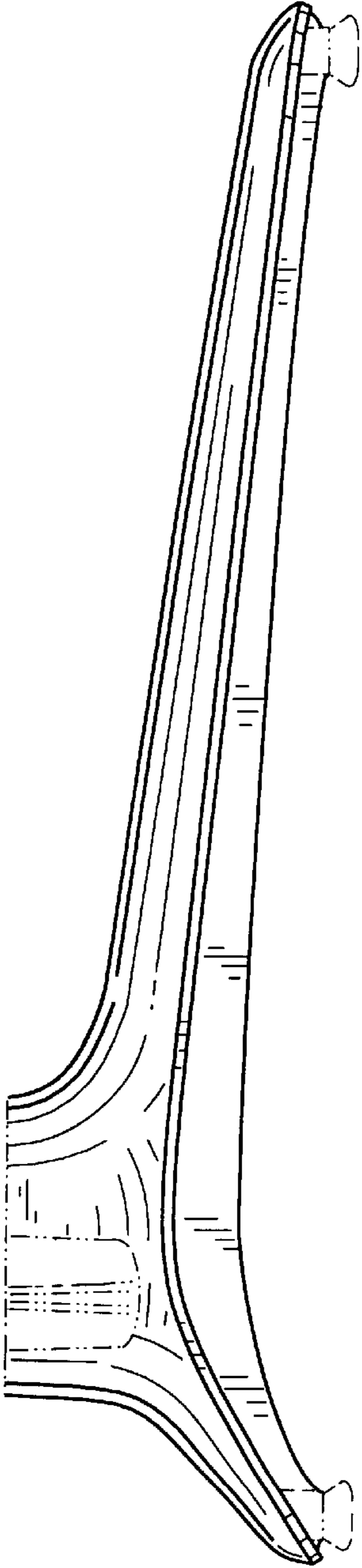


FIG. 11

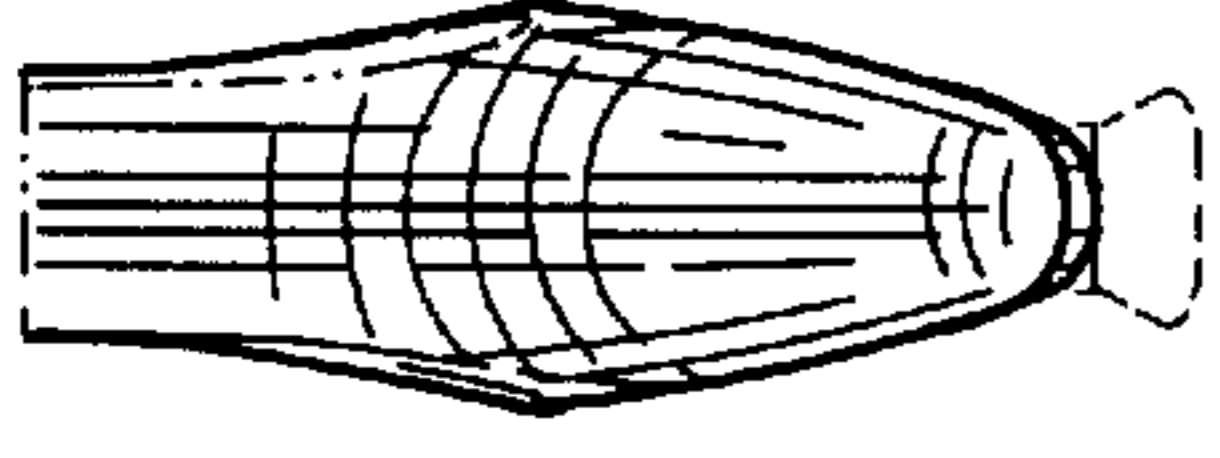


FIG. 12




FIG. 13

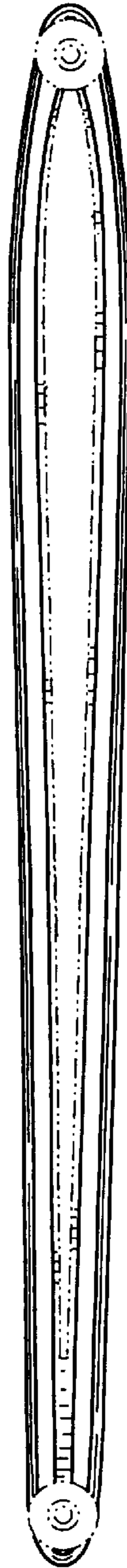


FIG. 14