



US00D444322S

(12) **United States Design Patent**  
**Yoshino**

(10) **Patent No.:** **US D444,322 S**

(45) **Date of Patent:** **\*\* Jul. 3, 2001**

(54) **TABLE**

(75) Inventor: **Toshiyuki Yoshino, Milan (IT)**

(73) Assignee: **Eremus S.r.l., Milan (IT)**

(\*\*) Term: **14 Years**

(21) Appl. No.: **29/124,195**

(22) Filed: **Jun. 1, 2000**

(30) **Foreign Application Priority Data**

Dec. 3, 1999 (XH) ..... DM/050452

(51) **LOC (7) Cl.** ..... **06-03**

(52) **U.S. Cl.** ..... **D6/484**

(58) **Field of Search** ..... D6/480-489, 495-499;  
108/153.1, 156, 157.1, 161; 248/188, 188.1,  
188.8

(56) **References Cited**

**U.S. PATENT DOCUMENTS**

D. 316,348 \* 4/1991 Livi ..... D6/484

D. 347,342 \* 5/1994 Ghini ..... D6/485  
D. 371,702 \* 7/1996 Reese ..... D6/484  
4,569,496 \* 2/1986 Fleishman ..... 248/165

\* cited by examiner

*Primary Examiner*—Janice E. Seeger

(74) *Attorney, Agent, or Firm*—Daniel J. O’Byrne

(57) **CLAIM**

The ornamental design for the “table”, as shown and described.

**DESCRIPTION**

FIG. 1 is a perspective view of the table, showing my new design;

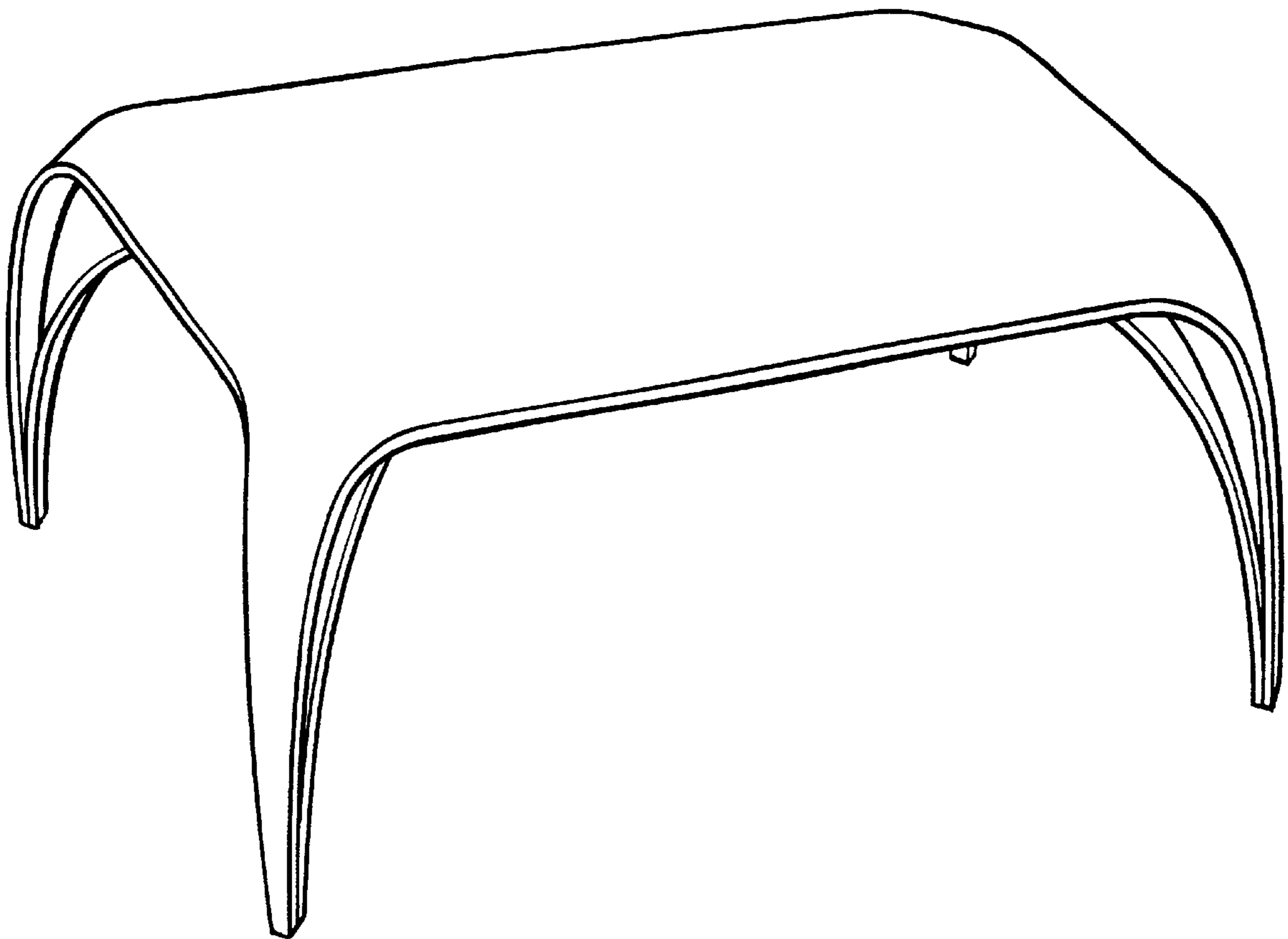
FIG. 2 is a front view thereof, the rear view being mirror-like;

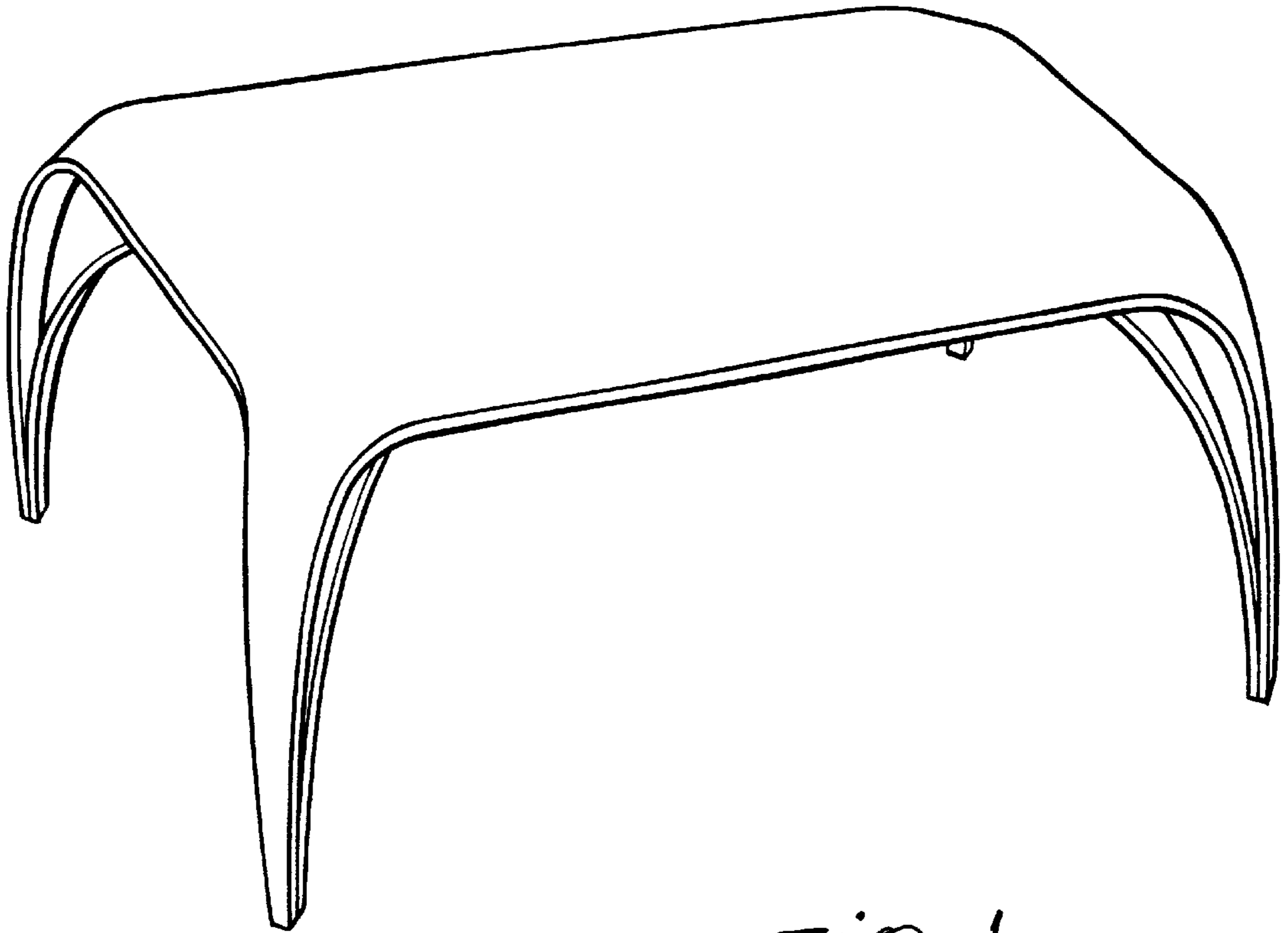
FIG. 3 is a side view thereof, the other side being mirror-like;

FIG. 4 is a plan view thereof, taken from above; and,


FIG. 5 is a plan view thereof, taken from below.

**1 Claim, 2 Drawing Sheets**

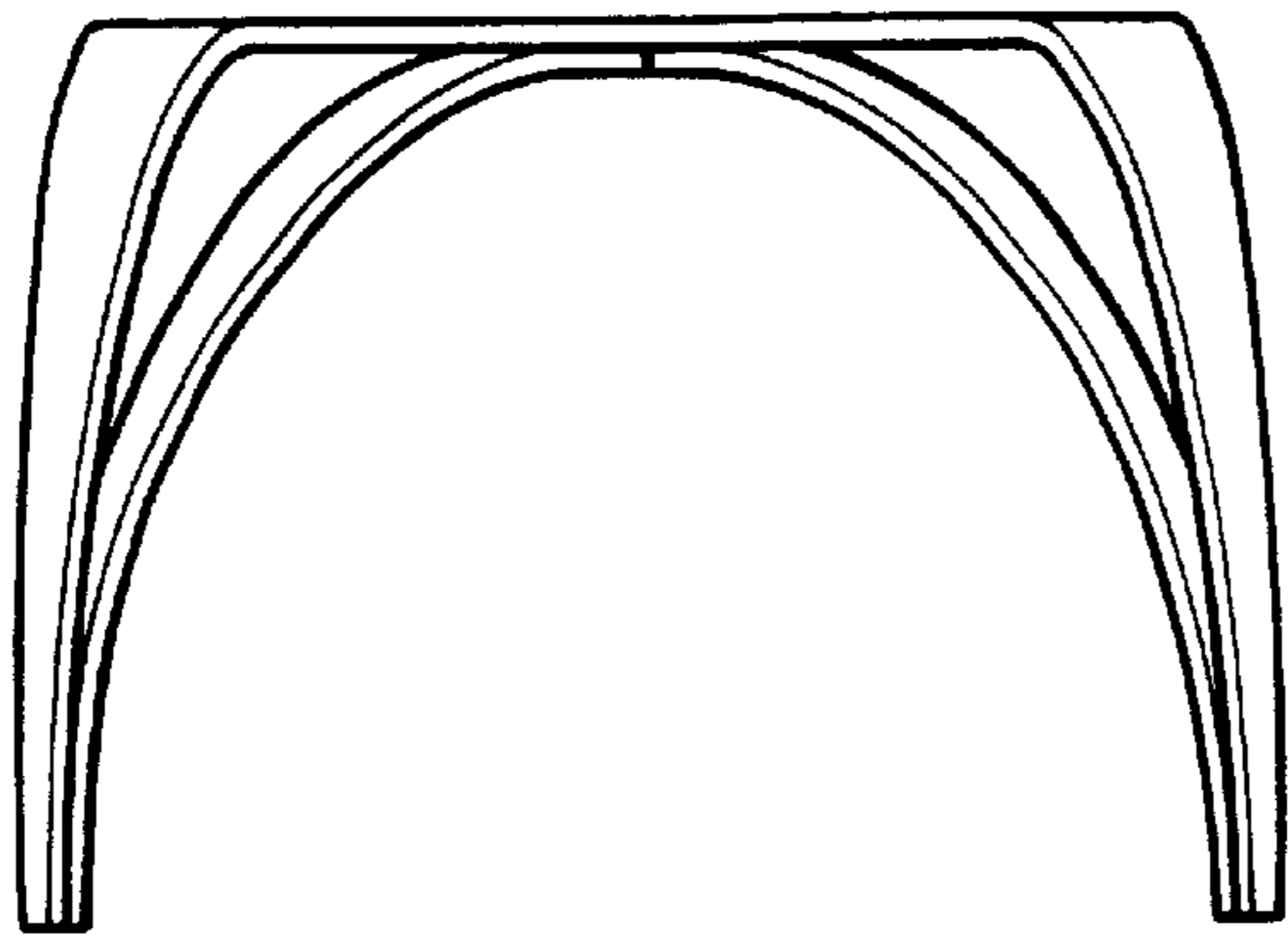





*Fig. 1*



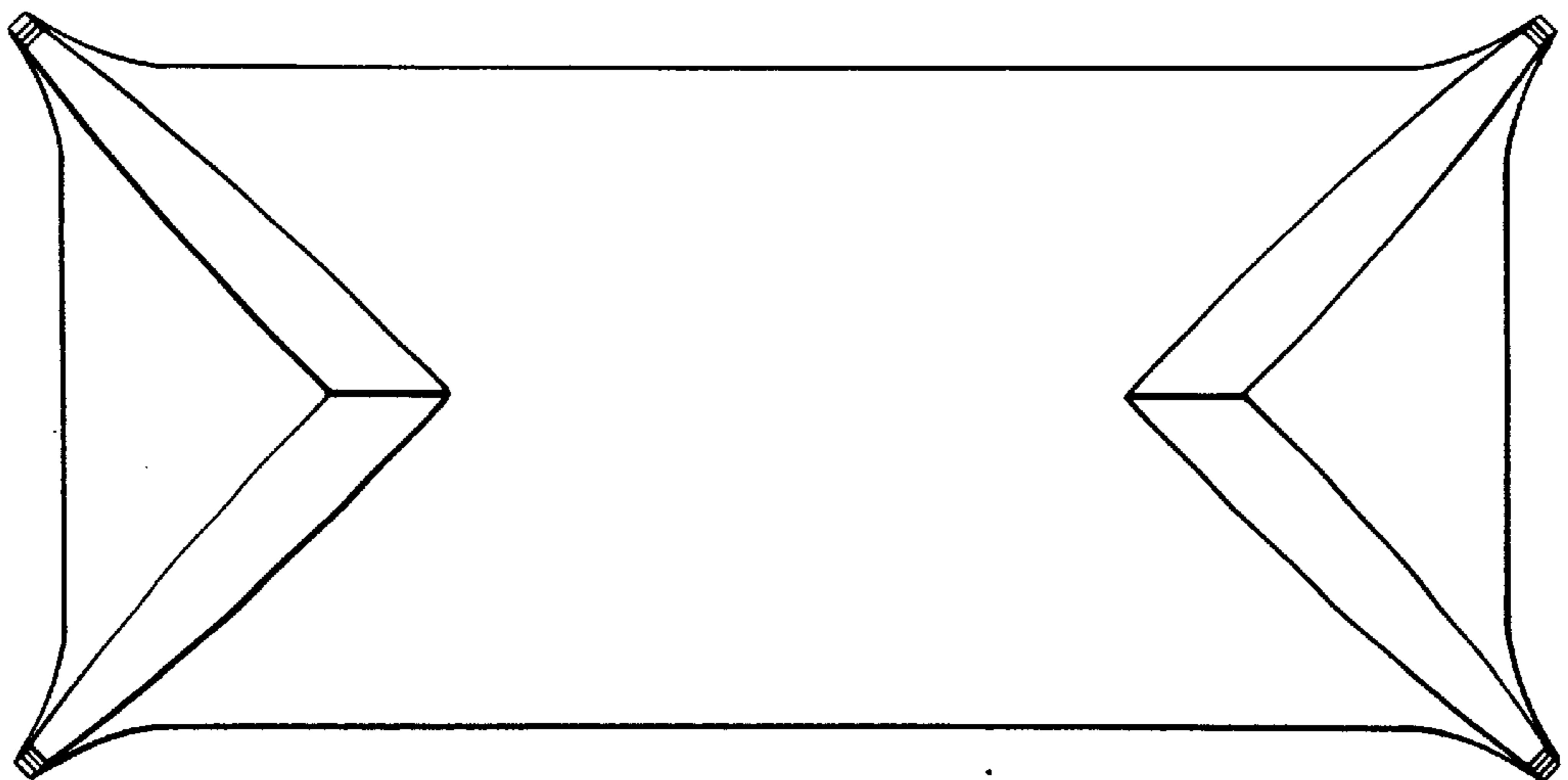
*Fig. 2*



*FIG. 3*



*FIG. 4*



*FIG. 5*