



US00D444319S

(12) **United States Design Patent** (10) **Patent No.:** **US D444,319 S**
Draheim et al. (45) **Date of Patent:** **** Jul. 3, 2001**

(54) **CHEST OF DRAWERS**

(75) Inventors: **Harvey J. Draheim**, Weyauwega; **Scott A. Krueger**, Appleton, both of WI (US)

(73) Assignee: **Simmons Juvenile Products Company, Inc.**, New London, WI (US)

(**) Term: **14 Years**

(21) Appl. No.: **29/129,437**

(22) Filed: **Sep. 13, 2000**

(51) **LOC (7) Cl.** **06-04**

(52) **U.S. Cl.** **D6/446**

(58) **Field of Search** D6/432-448; 312/107, 312/198, 204, 257.1, 278, 279

(56) **References Cited**

U.S. PATENT DOCUMENTS

- D. 222,080 * 9/1971 Carlson .
- D. 243,901 * 4/1977 Carter D6/446
- D. 370,365 * 6/1996 Brunner et al. D6/445
- D. 372,700 * 8/1996 Schauwecker et al. D14/102
- D. 414,055 * 9/1999 Draheim et al. D6/441

OTHER PUBLICATIONS

Simmons Juvenile Products Catalog, 1998 (4430 and 4630 Series).

* cited by examiner

Primary Examiner—Cathron C. Brooks

(74) *Attorney, Agent, or Firm*—Hoffmann & Baron, LLP

(57) **CLAIM**

The ornamental design for a chest of drawers, as shown and described.

DESCRIPTION

FIG. 1 is a top perspective view of a chest of drawers showing our new design;

FIG. 2 is a top plan view thereof;

FIG. 3 is a front elevation view thereof; and

FIG. 4 is a side elevation view thereof, the opposite side being a mirror-image thereof; and,

FIG. 5 is an enlarged sectional view taken along Line 5—5 of FIG. 3.

The rear and bottom views (not shown) form no part of the claimed design. The portions shown in broken lines form no part of the claimed design.

1 Claim, 4 Drawing Sheets




FIG. 1

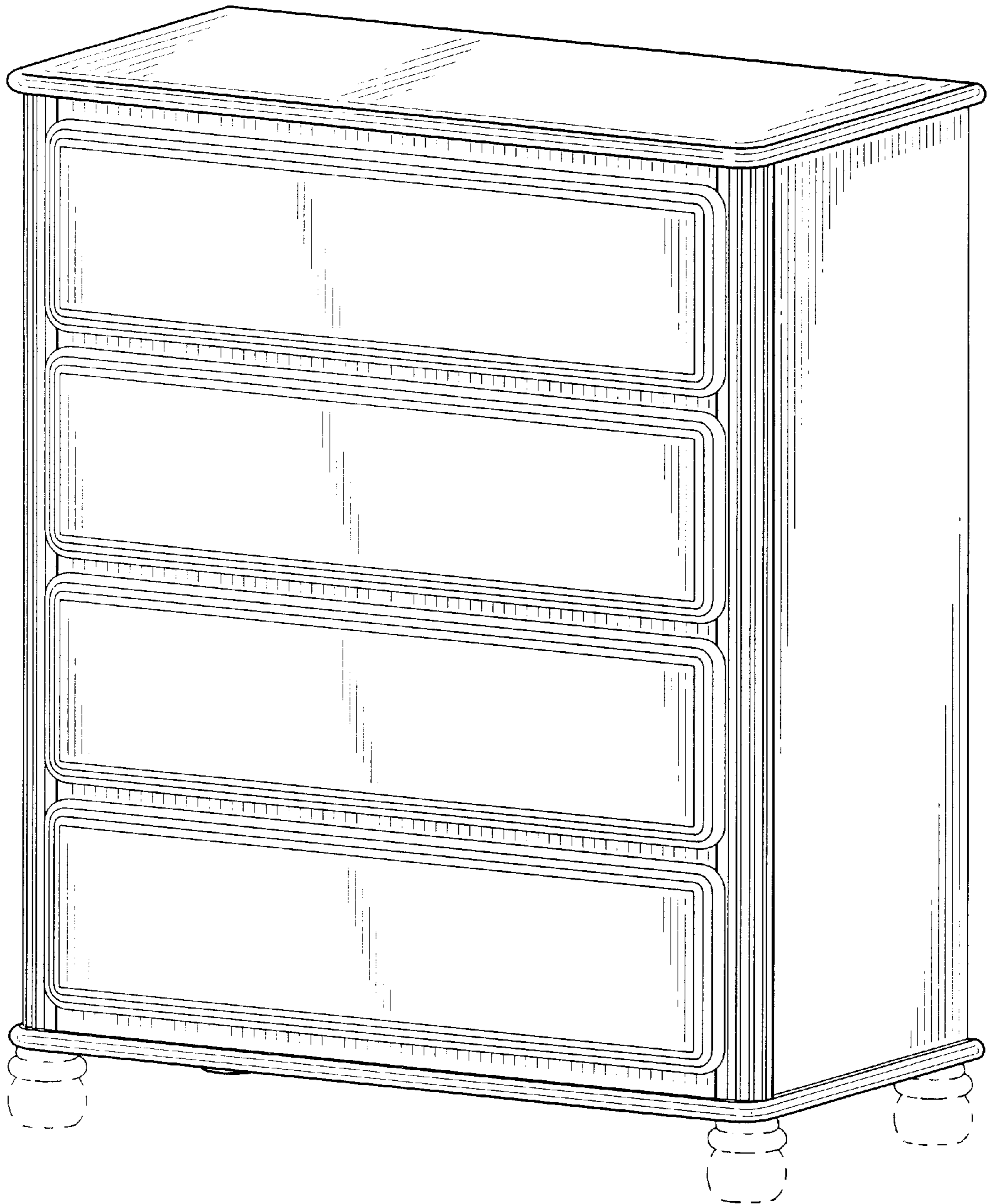


FIG. 2

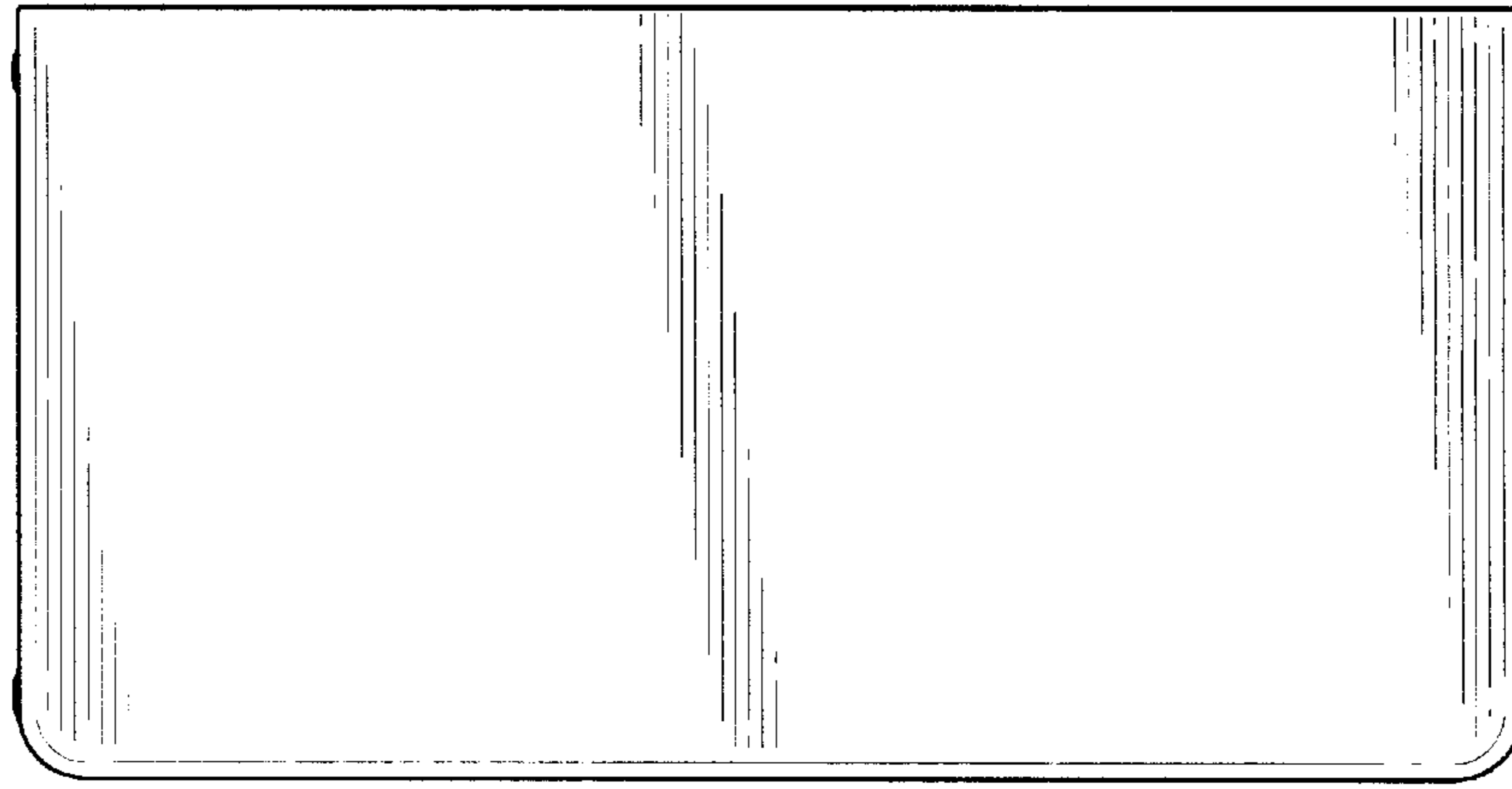


FIG. 3

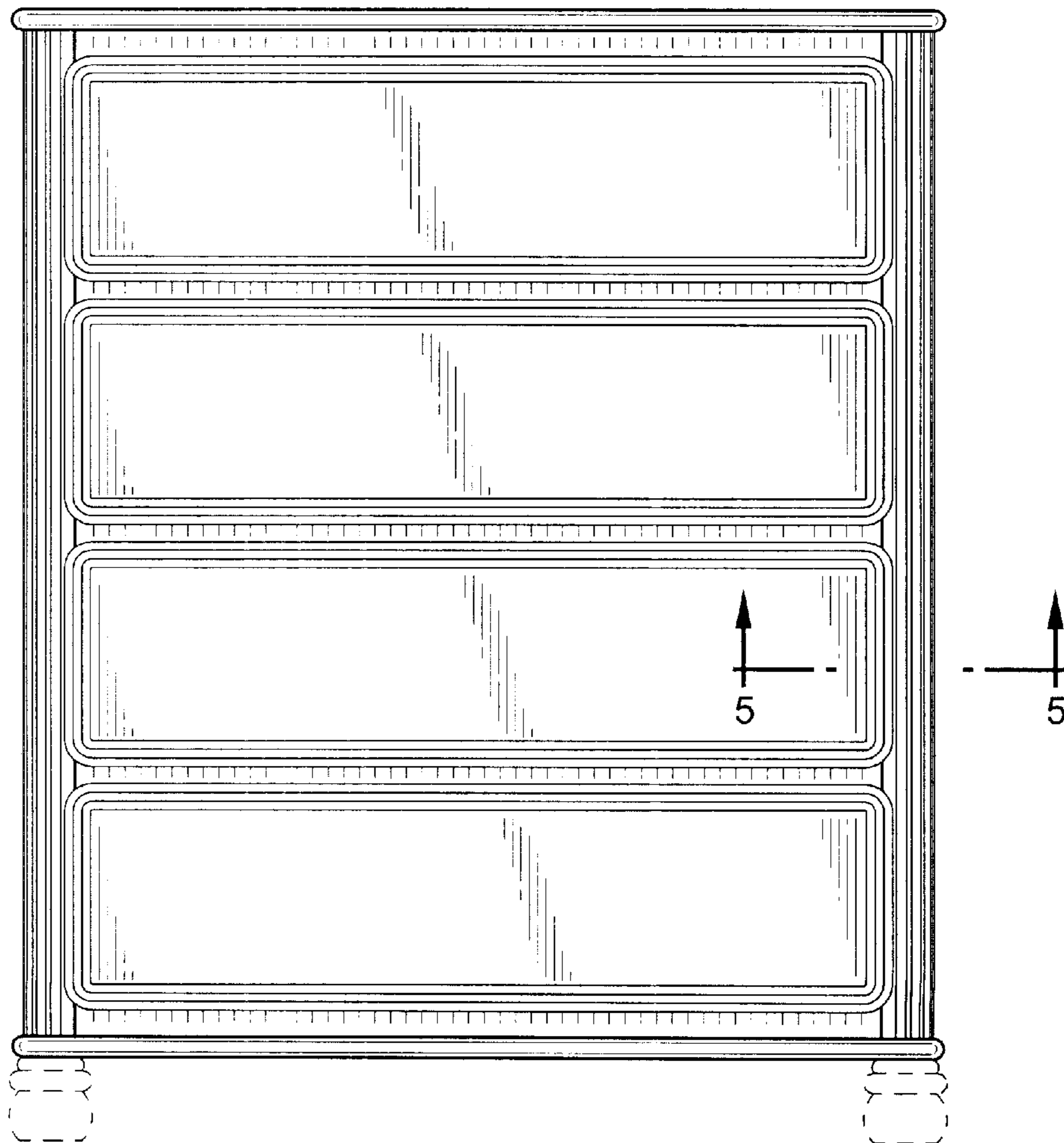


FIG. 4




FIG. 5

