



US00D444300S

(12) **United States Design Patent**
Leyshon

(10) **Patent No.:** **US D444,300 S**

(45) **Date of Patent:** **** Jul. 3, 2001**

(54) **MODULAR DOLL CASE**

(76) **Inventor:** **Frank A. Leyshon**, 803 N. Seventh St.,
Cambridge, OH (US) 43725

(**) **Term:** **14 Years**

(21) **Appl. No.:** **29/115,031**

(22) **Filed:** **Dec. 6, 1999**

(51) **LOC (7) Cl.** **03-01**

(52) **U.S. Cl.** **D3/295; D3/282; D3/283**

(58) **Field of Search** **D3/272, 273, 276,**
D3/281, 282, 283, 284, 291, 294; 190/110,
109, 111, 112, 113; 206/315.1

(56) **References Cited**

U.S. PATENT DOCUMENTS

D. 256,522	*	8/1980	Peterson	D3/284
D. 351,504	*	10/1994	Tarozzi	D3/276
D. 390,358	*	2/1998	Calmeise	D3/282
D. 402,106	*	12/1998	Buckingham et al.	D3/284
D. 405,262	*	2/1999	Cashdollar	D3/276

* cited by examiner

Primary Examiner—Philip S. Hyder

(74) *Attorney, Agent, or Firm*—Arter & Hadden LLP;
Robert R. Lech

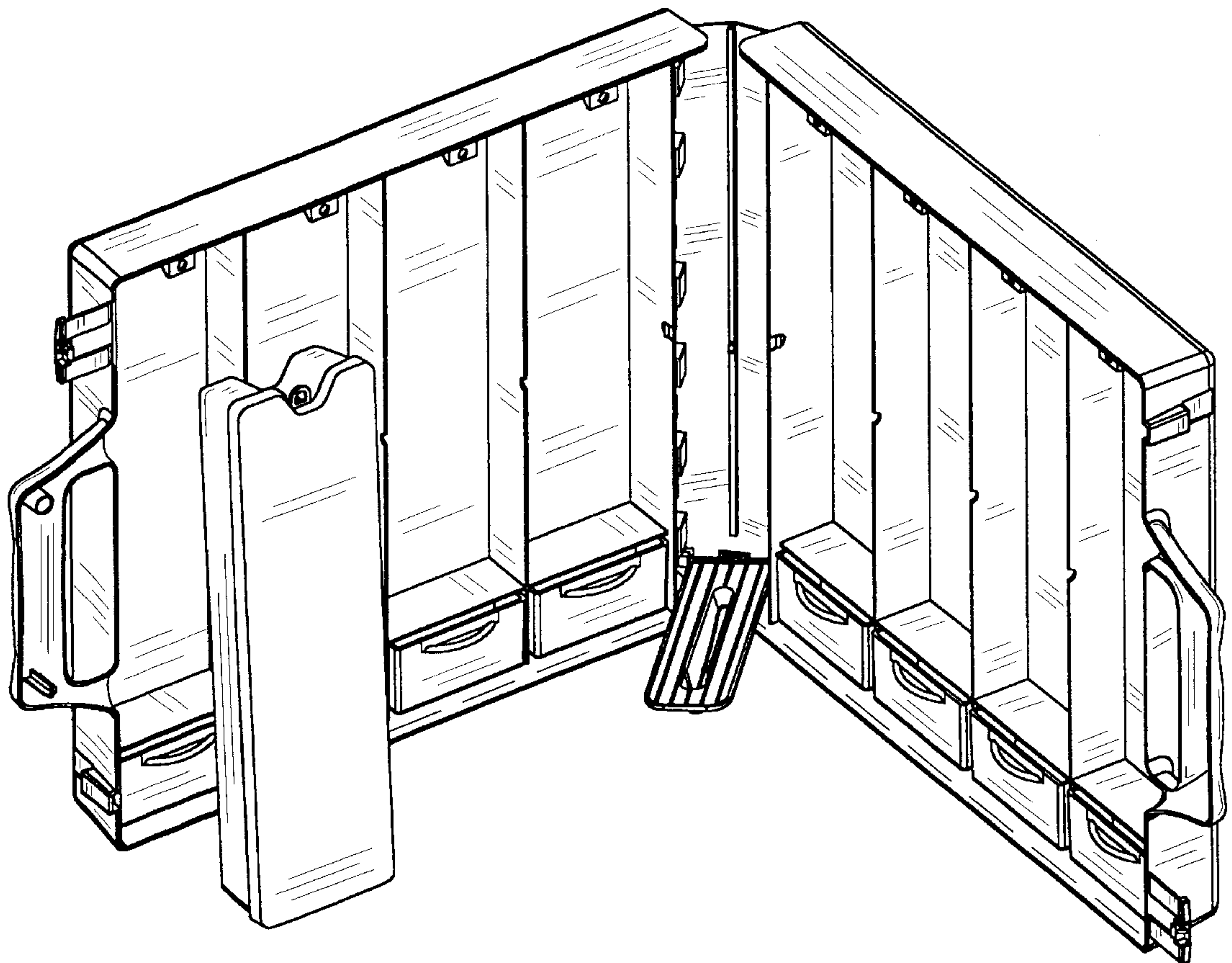
(57) **CLAIM**

I claim the ornamental design for a modular doll case, as shown.

DESCRIPTION

FIG. 1 is a front perspective view of the doll case of the present invention in a closed configuration;
FIG. 2 is a front elevational view of the doll case of FIG. 1;
FIG. 3 is a rear elevational view of the doll case of FIG. 1;
FIG. 4 is a right side elevational view of the doll case of FIG. 1;
FIG. 5 is a left side elevational view of the doll case of FIG. 1;
FIG. 6 is a top plan view of the doll case of FIG. 1;
FIG. 7 is a bottom plan view of the doll case of FIG. 1; and,
FIG. 8 is an perspective view showing the doll case of FIG. 1 in an open configuration with a transparent modular insert partially removed.

1 Claim, 8 Drawing Sheets






Fig. 1




Fig. 2




Fig. 3

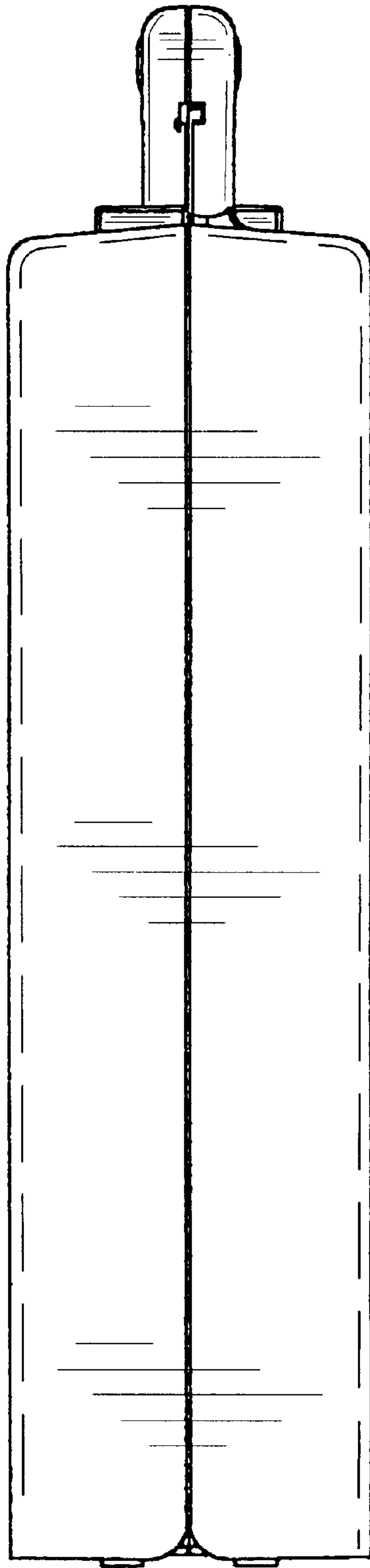


Fig. 4




Fig. 5

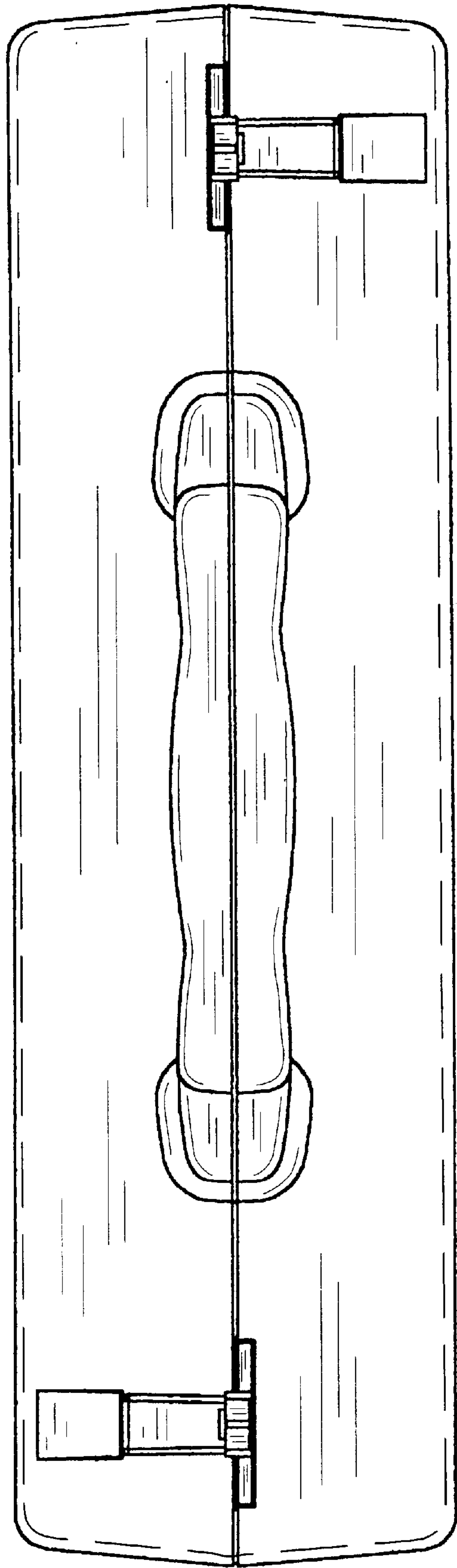


Fig. 6

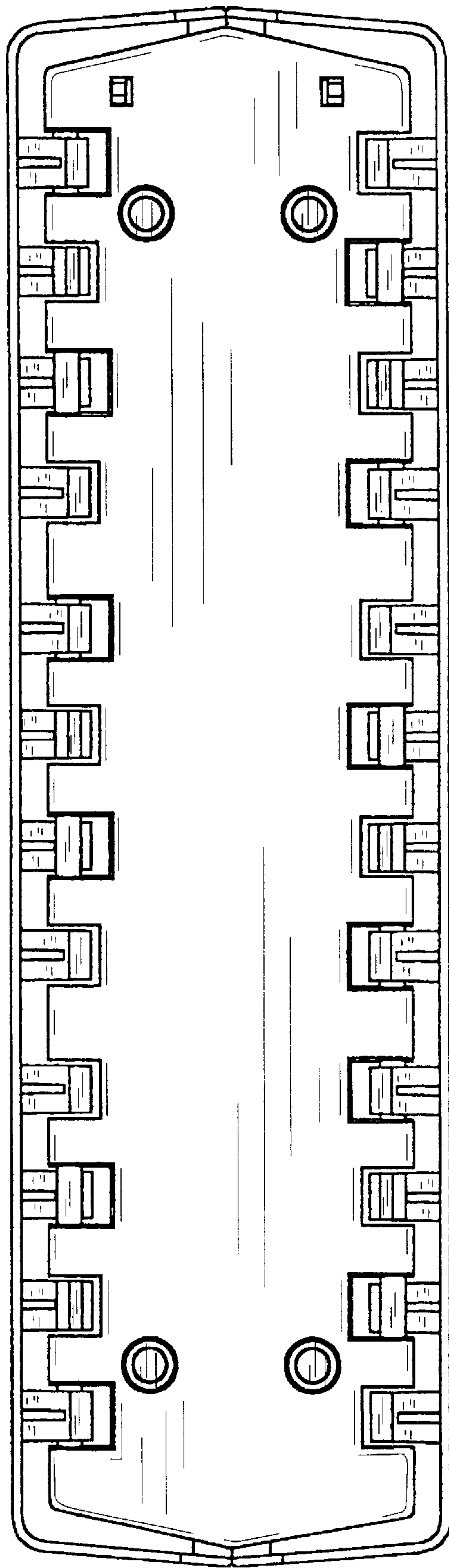


Fig. 7

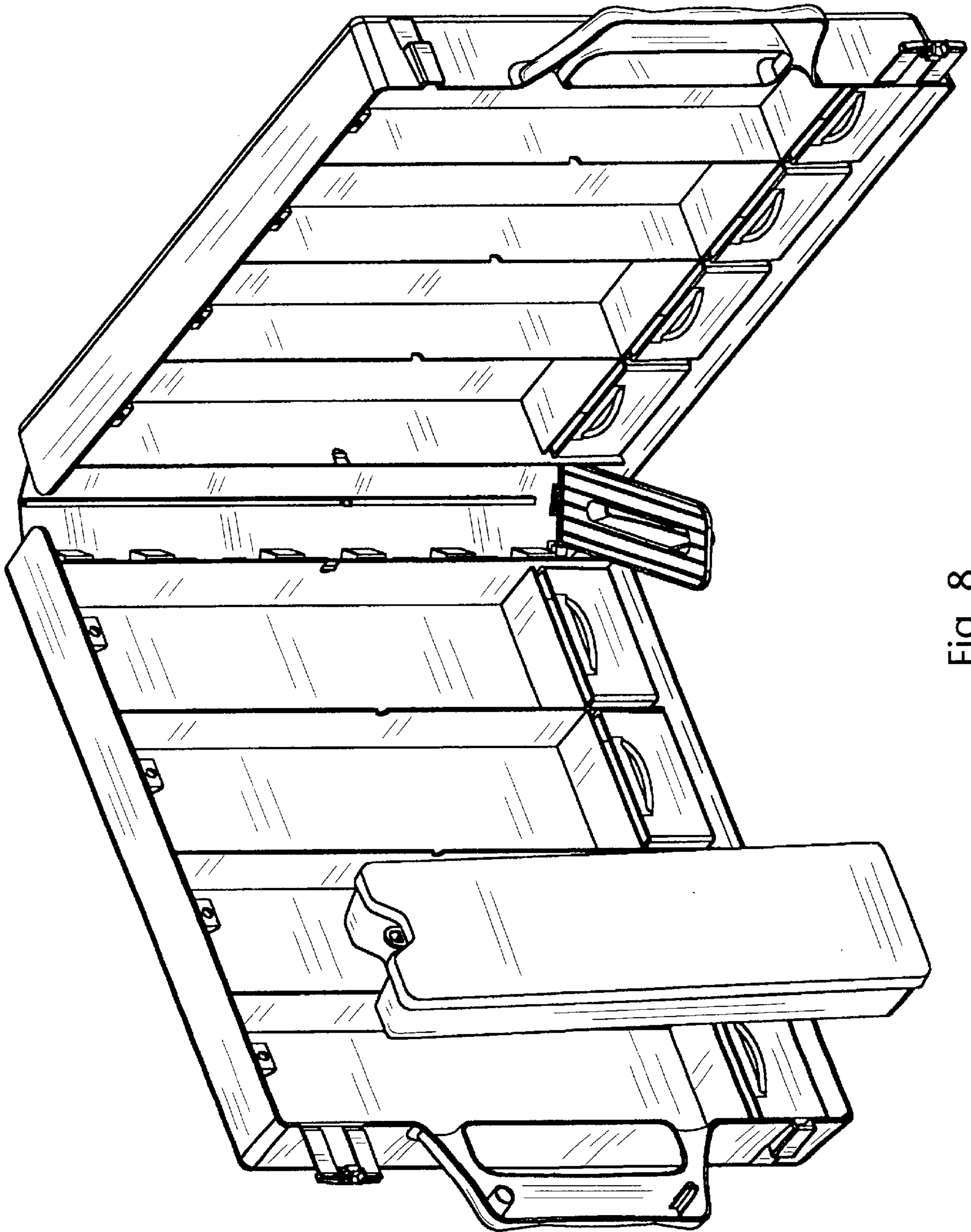


Fig. 8