



US00D444296S

(12) **United States Design Patent**
Minagawa et al.

(10) **Patent No.:** **US D444,296 S**

(45) **Date of Patent:** **** Jul. 3, 2001**

(54) **CARRYING CASE**

(75) Inventors: **Shozo Minagawa; Kenta Yamada,**
both of Tokyo (JP)

(73) Assignee: **Philip Morris Incorporated,**
Richmond, VA (US)

(**) Term: **14 Years**

(21) Appl. No.: **29/120,894**

(22) Filed: **Mar. 28, 2000**

Related U.S. Application Data

(62) Division of application No. 29/098,775, filed on Jan. 6,
1999, now Pat. No. Des. 438,003.

(51) **LOC (7) Cl.** **03-01**

(52) **U.S. Cl.** **D3/273; D9/529**

(58) **Field of Search** D3/272, 273, 294,
D3/302; D9/529, 420, 423; 206/811

(56) **References Cited**

U.S. PATENT DOCUMENTS

D. 305,300 * 1/1990 Kraft D9/529

D. 317,121 * 5/1991 Crawford et al. D9/529
D. 343,793 * 2/1994 Crawford D9/529
D. 352,242 * 11/1994 Crawford et al. D9/529
D. 379,309 * 5/1997 Crawford D9/529
D. 386,611 * 11/1997 Sheu D3/226
D. 402,105 * 12/1998 Erickson D3/215

* cited by examiner

Primary Examiner—Philip S. Hyder

(74) *Attorney, Agent, or Firm*—Connolly Bove Lodge and
Hutz LLP

(57) **CLAIM**

The ornamental design for a carrying case, shown and
described.

DESCRIPTION

FIG. 1 is a rear elevational view of a carrying case, showing
our new design;

FIG. 2 is a right side elevational view thereof, the left side
elevational view being identical;

FIG. 3 is a front elevational view thereof;

FIG. 4 is a top plan view thereof; and,

FIG. 5 is a bottom plan view thereof.

1 Claim, 2 Drawing Sheets




Fig. 4.

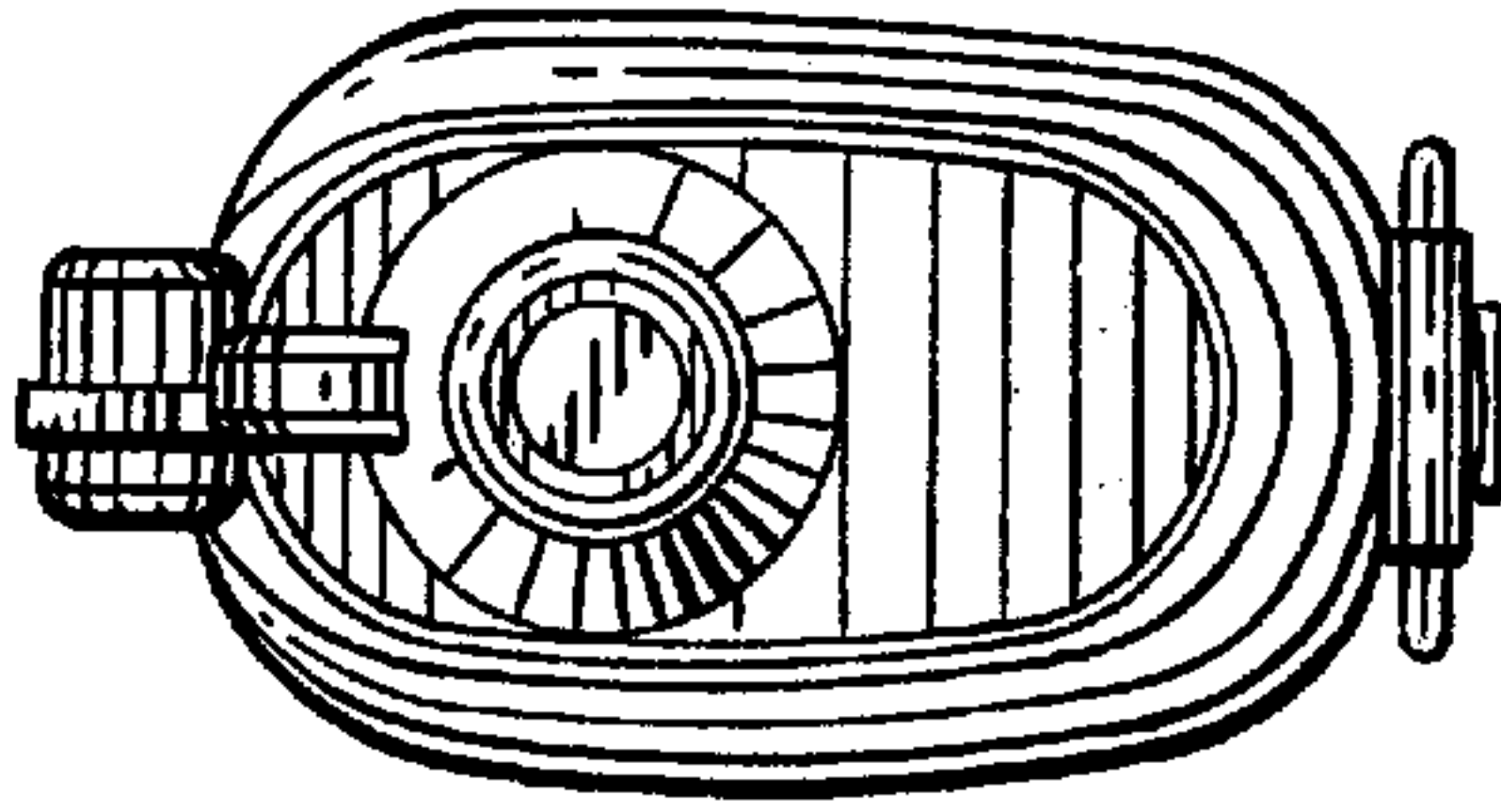


Fig. 1.




Fig. 2.

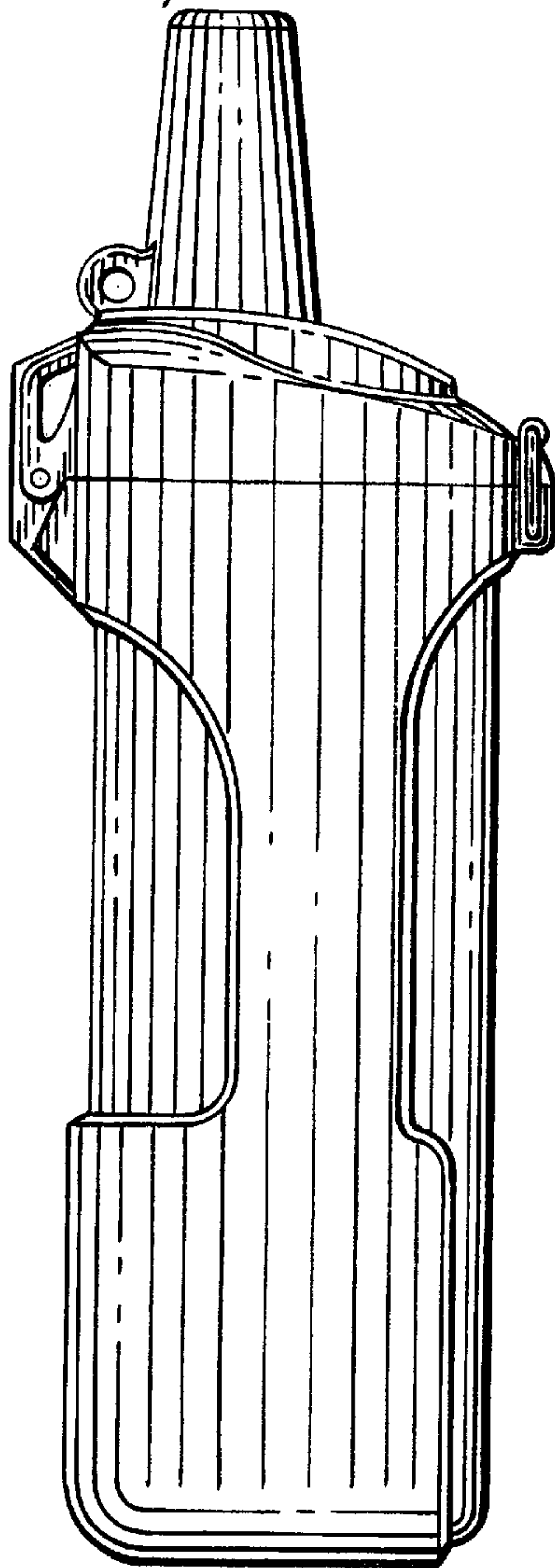


Fig. 3.

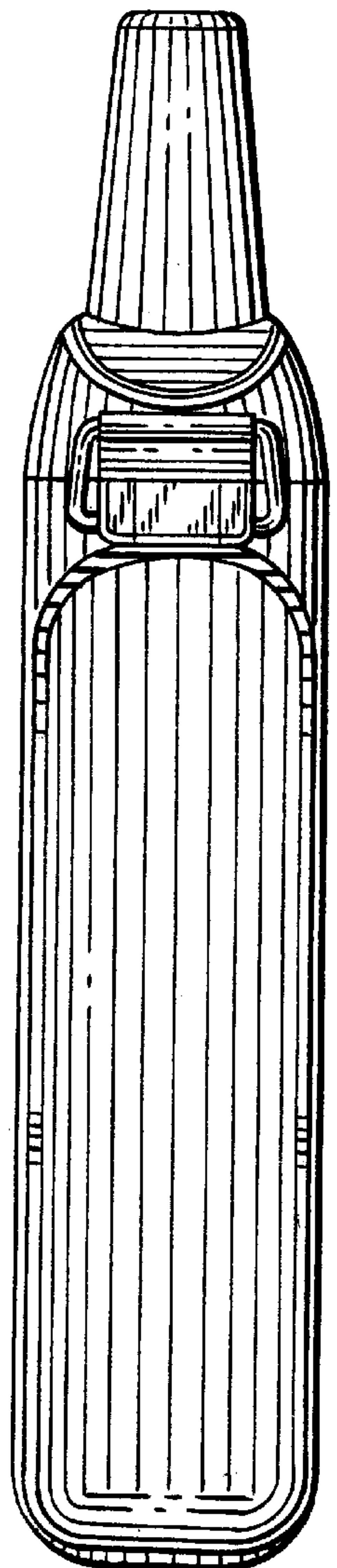


Fig. 5.

