



US00D444294S

(12) **United States Design Patent**
Fini

(10) **Patent No.:** **US D444,294 S**

(45) **Date of Patent:** **** Jul. 3, 2001**

(54) **PORTION OF A SHOE**

(75) Inventor: **Carlo Fini**, Bologna (IT)

(73) Assignee: **A. Testoni S.p.A.**, Bologna (IT)

(**) Term: **14 Years**

(21) Appl. No.: **29/124,336**

(22) Filed: **Jun. 2, 2000**

(30) **Foreign Application Priority Data**

Mar. 28, 2000 (IT) BO2000015

(51) **LOC (7) Cl.** **02-99**

(52) **U.S. Cl.** **D2/972; D2/977**

(58) **Field of Search** D2/896, 902, 907,
D2/943, 944, 947, 969, 972, 973, 977;
36/45, 50.1, 51, 24.5, 26 R, 26, 28, 31,
32 R, 77 M, 77 R, 81, 83, 88, 113, 114,
126-130

(56) **References Cited**

U.S. PATENT DOCUMENTS

D. 265,018 * 6/1982 Vermonet D2/977

D. 377,264 * 1/1997 Wunsch D2/977

D. 385,103 * 10/1997 Teague D2/972

D. 408,617 * 4/1999 Balbinot et al. D2/947 X

D. 418,282 * 1/2000 Von Conta et al. D2/947

D. 424,284 * 5/2000 Von Conta et al. D2/947

* cited by examiner

Primary Examiner—Dominic Simone

(74) *Attorney, Agent, or Firm*—Fay, Sharpe, Fagan,
Minnich & McKee, LLP

(57) **CLAIM**

The ornamental design for a portion of a shoe, as shown and described.

DESCRIPTION

FIG. 1 is a side view of the shoe-base, showing my new design;
FIG. 2 is a rear view thereof;
FIG. 3 is a top plan view thereof;
FIG. 4 is a front view thereof;
FIG. 5 is a bottom plan view thereof; and,
FIG. 6 is a perspective view thereof.

1 Claim, 1 Drawing Sheet

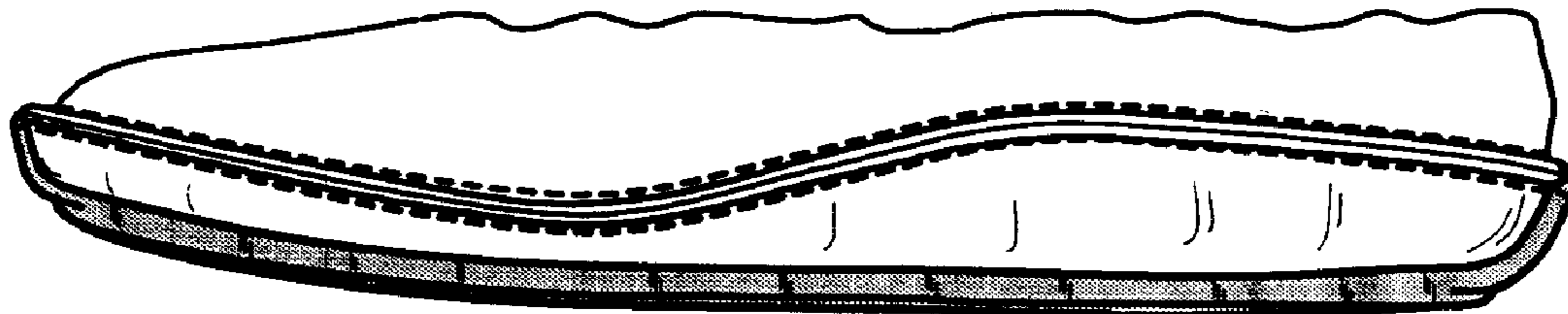


FIG. 2




FIG. 1

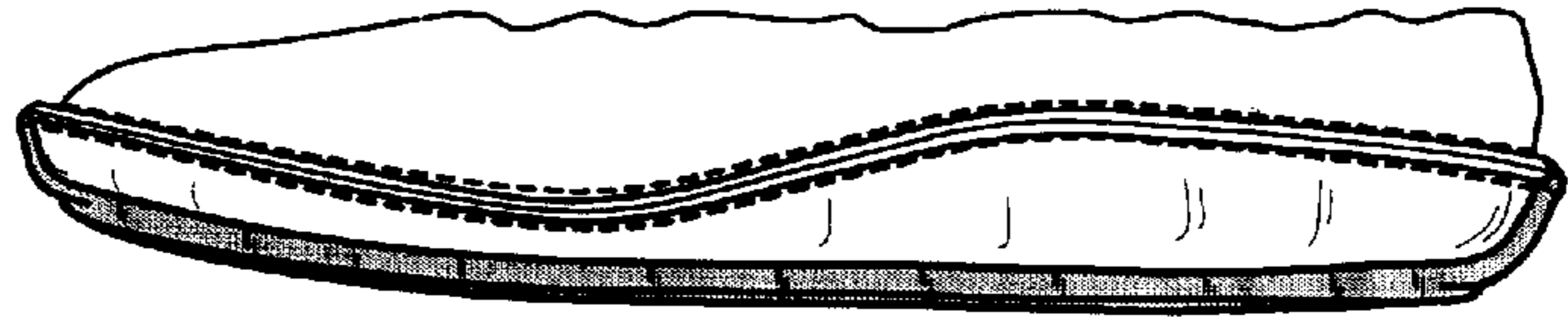


FIG. 3

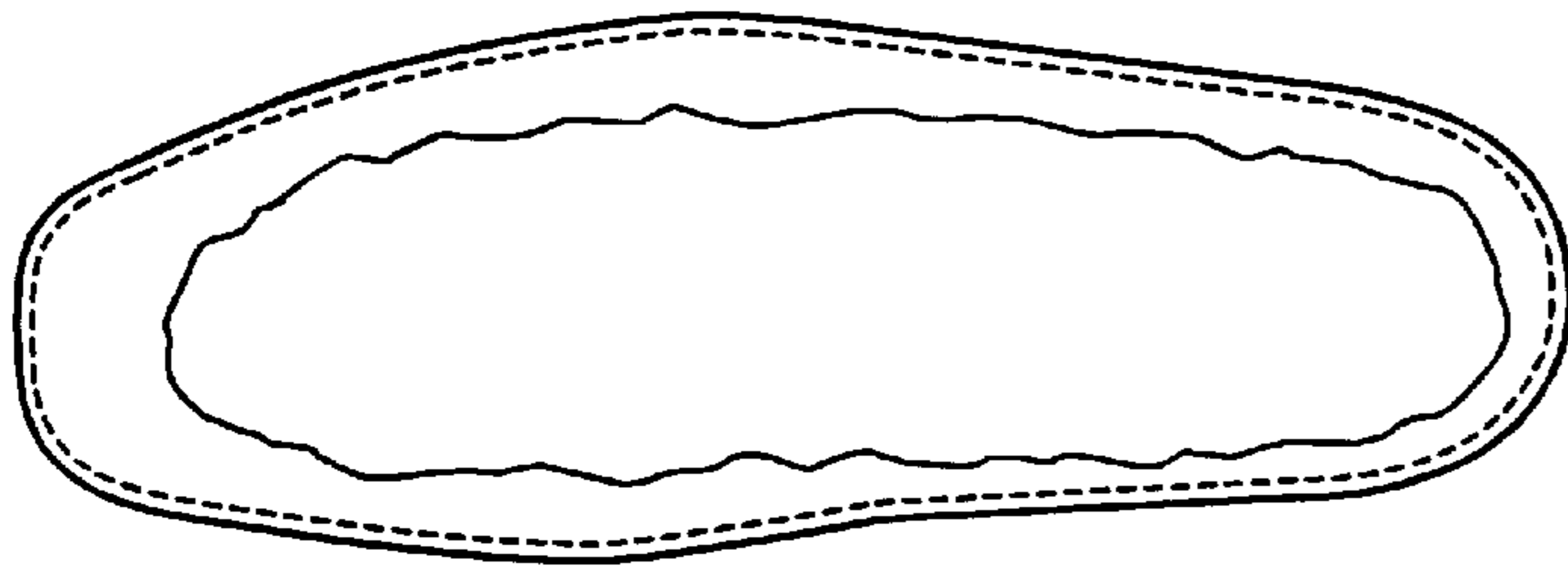


FIG. 4

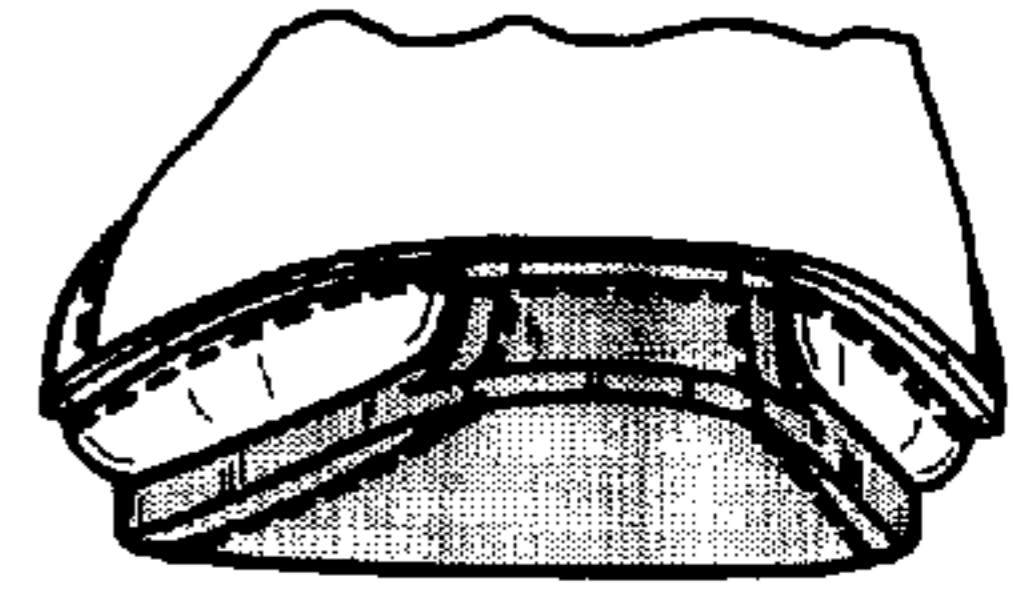


FIG. 5

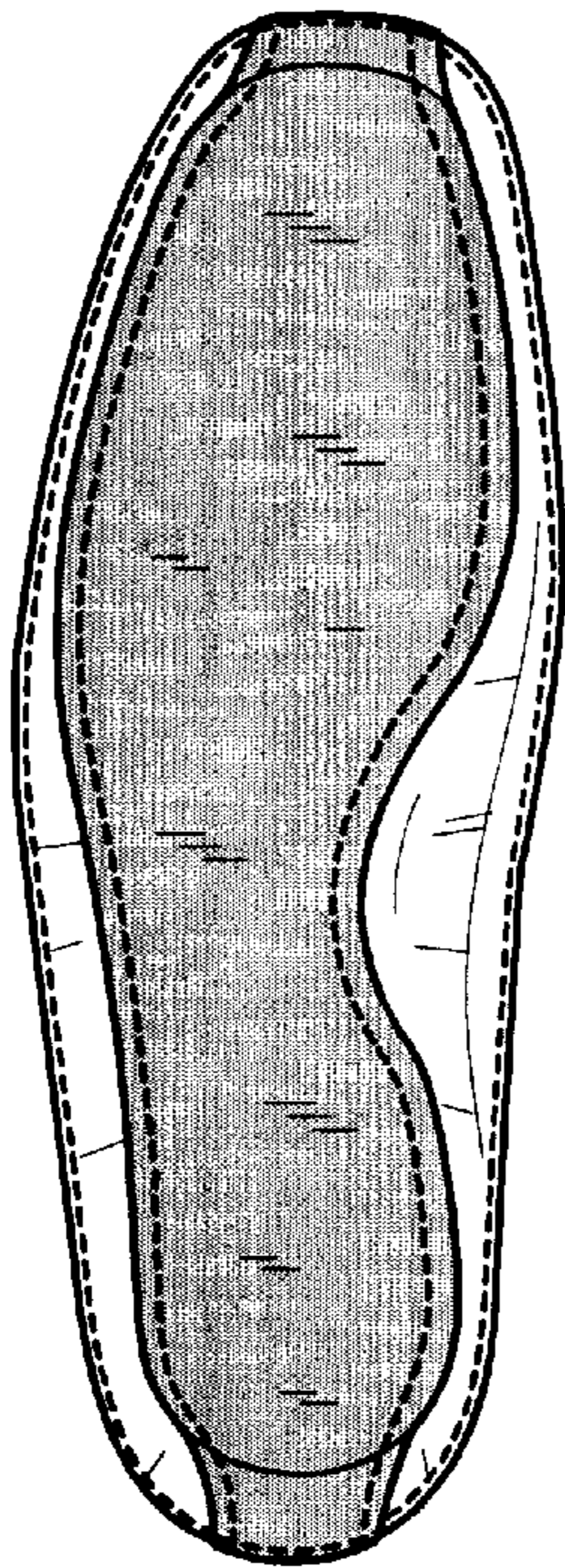


FIG. 6

