



US00D444291S

(12) **United States Design Patent**
Poradzisz

(10) **Patent No.:** **US D444,291 S**

(45) **Date of Patent:** **** Jul. 3, 2001**

(54) **DECORATIVE SHIRT**

(76) Inventor: **Kathleen M Poradzisz**, 620 Exchange Ave., Calumet City, IL (US) 60409

(**) Term: **14 Years**

(21) Appl. No.: **29/124,275**

(22) Filed: **Jun. 2, 2000**

(51) **LOC (7) Cl.** **02-02**

(52) **U.S. Cl.** **D2/844; D2/717; D2/840**

(58) **Field of Search** D2/700, 714, 717, D2/840, 845, 728, 844, 113, 106, 122, 115, 114, 609, 158, 51, 125, 244; D20/11

(56) **References Cited**

U.S. PATENT DOCUMENTS

D. 145,786	10/1946	Engleman .	
D. 147,176	* 7/1947	Guttman .	
D. 154,254	* 6/1949	Ehrenreich .	
D. 169,964	* 7/1953	Cantor .	
D. 249,296	9/1978	Friedman .	
D. 250,558	* 12/1978	Morgan	D2/717
D. 255,169	* 6/1980	McCue	D2/717
D. 314,856	2/1991	Heffe-Sander et al. .	
D. 364,493	* 11/1995	Williams	D2/714
D. 365,914	* 1/1996	Vaughan et al.	D2/717
D. 374,328	* 10/1996	Anderson	D2/717
D. 377,707	2/1997	Kamat et al. .	

D. 381,788	8/1997	Griggs .	
D. 420,779	* 2/2000	Fabon	D2/717
1,488,539	* 4/1924	Harsh .	
4,860,388	* 8/1989	Dean	2/247
5,481,758	1/1996	Gabler .	

* cited by examiner

Primary Examiner—Celia Murphy

(57) **CLAIM**

The ornamental design for a decorative shirt, as shown and described.

DESCRIPTION

FIG. 1 is a front elevational view of the decorative shirt of the present invention;
 FIG. 2 is a rear elevational view of the decorative shirt of FIG. 1;
 FIG. 3 is a left side elevational view of the decorative shirt of FIG. 1;
 FIG. 4 is a right side elevational view of the decorative shirt of FIG. 1;
 FIG. 5 is a top plan view of the decorative shirt of FIG. 1; and,
 FIG. 6 is a bottom plan view of the decorative shirt of FIG. 1.

The broken lines in FIGS. 1 and 2 are understood to represent stitching.

1 Claim, 2 Drawing Sheets






Fig. 1




Fig.2




Fig.3




Fig.4




Fig.5




Fig.6