



US00D444286S

(12) **United States Design Patent**
Ahne

(10) **Patent No.:** **US D444,286 S**

(45) **Date of Patent:** **** Jun. 26, 2001**

(54) **PORTABLE TOOL FOR INSTALLING CHAINS ON VEHICLE WHEELS**

(76) **Inventor:** **William T. Ahne**, 4815 "J" Rd., Red Bud, IL (US) 62278

(**) **Term:** **14 Years**

(21) **Appl. No.:** **29/121,587**

(22) **Filed:** **Apr. 10, 2000**

(51) **LOC (7) Cl.** **12-05**

(52) **U.S. Cl.** **D34/32; D8/71**

(58) **Field of Search** **D8/71; D34/32; 254/88; 81/15.8; 152/213 R**

4,487,314	*	12/1984	Stewart	206/216
5,219,466	*	6/1993	Stout	152/213 R
5,279,346	*	1/1994	Summey	152/213 R
5,297,605	*	3/1994	Littell	152/213 R
5,400,846	*	3/1995	Bowman	152/213 R

* cited by examiner

Primary Examiner—Philip S. Hyder

(74) *Attorney, Agent, or Firm*—Husch & Eppenberger, LLC; Dutro E. Campbell, II

(57) **CLAIM**

I claim the ornamental design for a portable tool for installing chains on vehicle wheels, as shown.

DESCRIPTION

FIG. 1 is a top plan view of a portable tool for installing chains on vehicle wheels showing my design.

FIG. 2 is a side elevational view thereof.

FIG. 3 is a front view thereof; and,

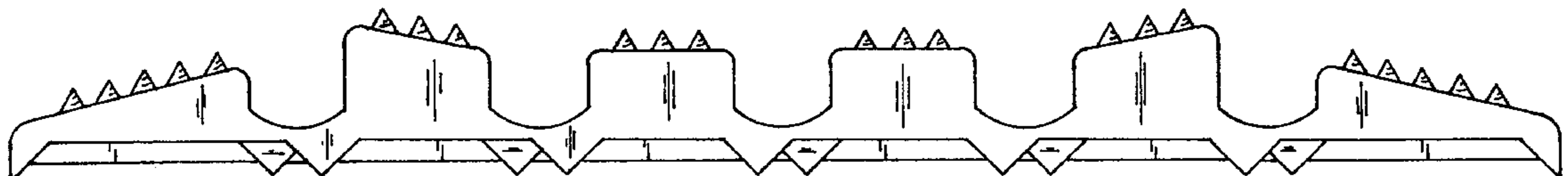
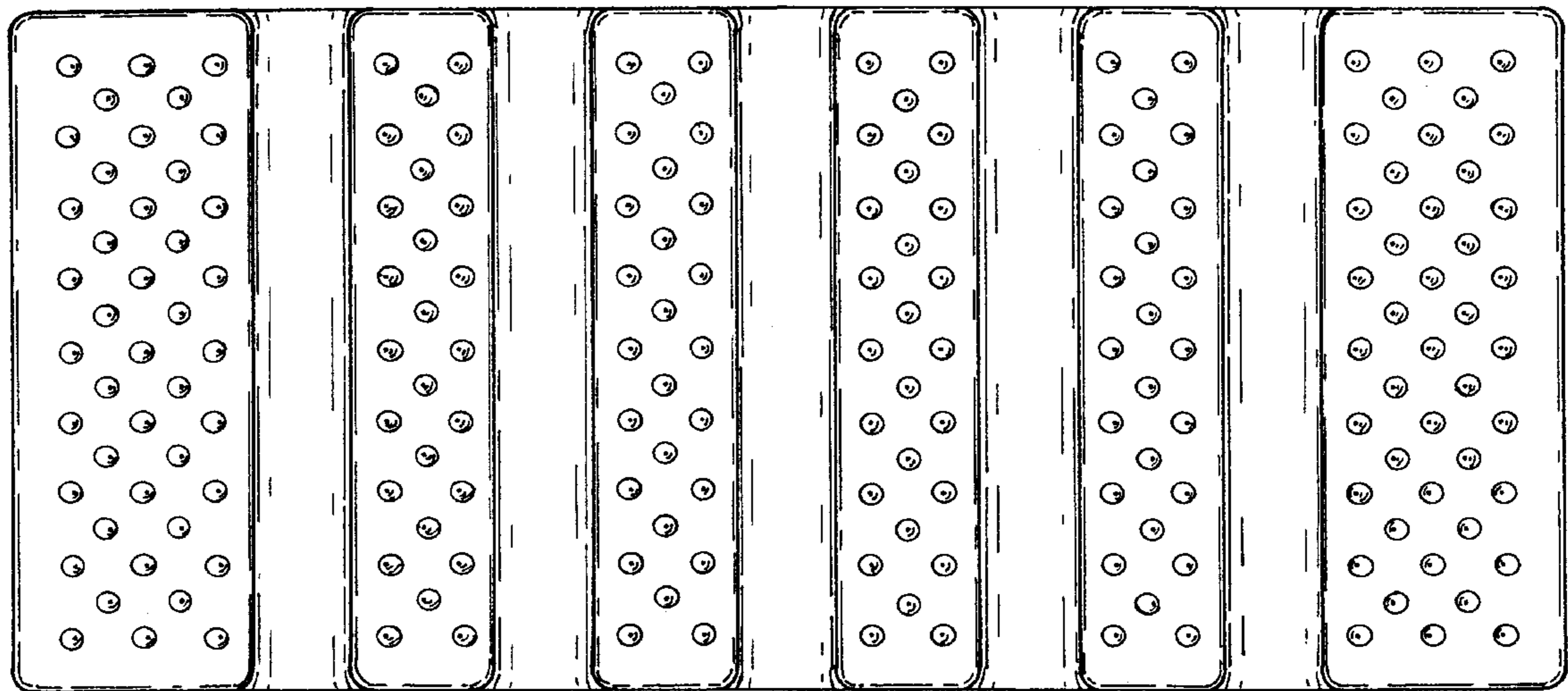
FIG. 4 is a bottom plan view thereof.

(56) **References Cited**

U.S. PATENT DOCUMENTS

D. 346,257	*	4/1994	McMillan	D34/32
D. 357,790	*	4/1995	McMillan	D34/32
D. 365,908	*	1/1996	Pesznecker	D34/32
3,937,263	*	2/1976	Hill et al.	152/213 R
4,103,870	*	8/1978	Murakami	254/88

1 Claim, 2 Drawing Sheets



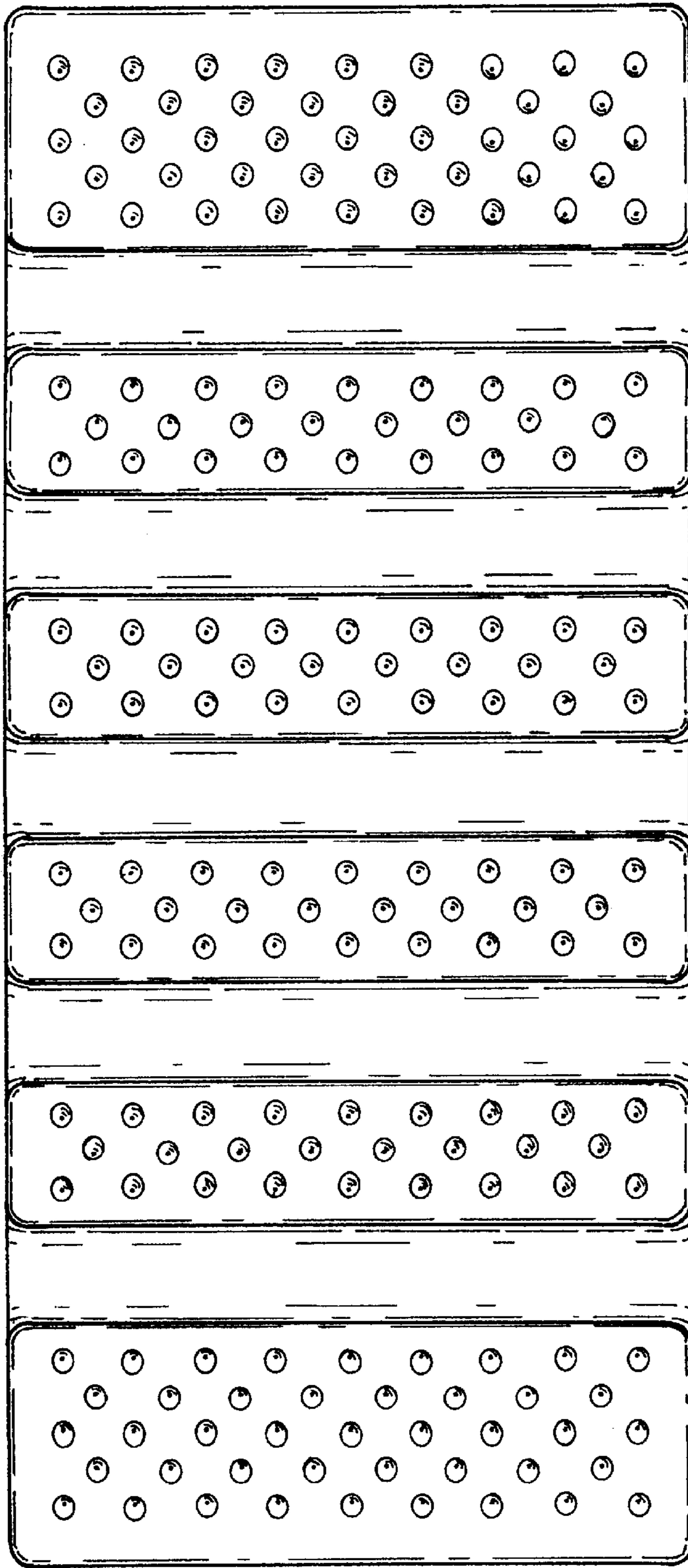


Fig. 1

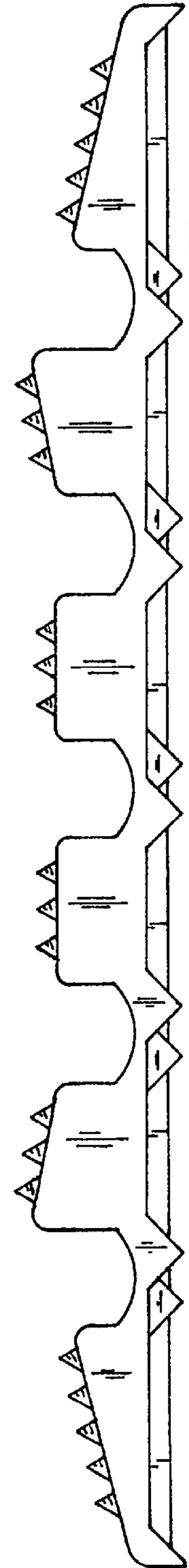


Fig. 2

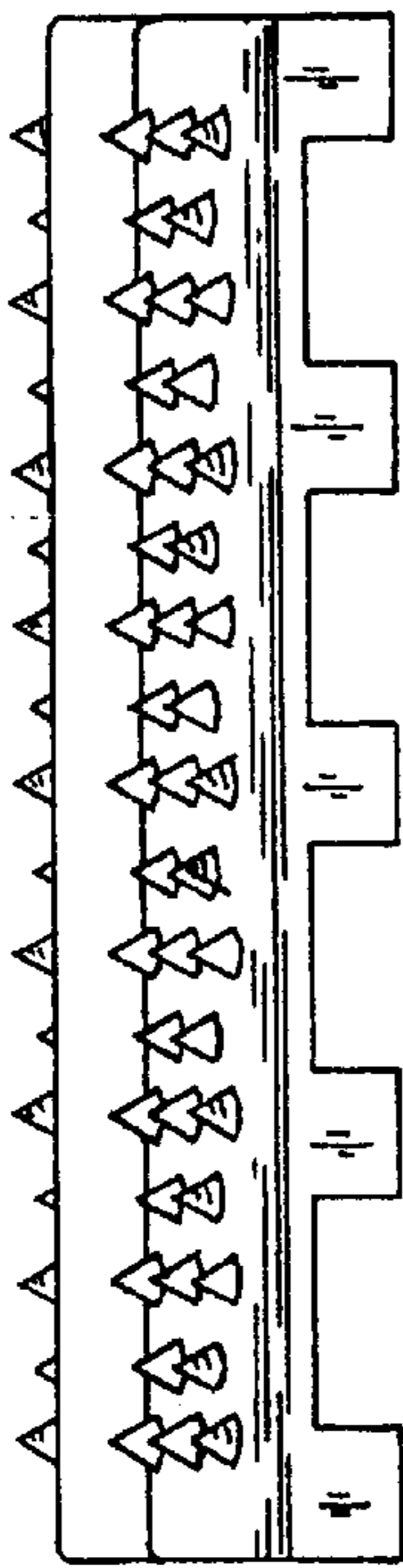


Fig. 3

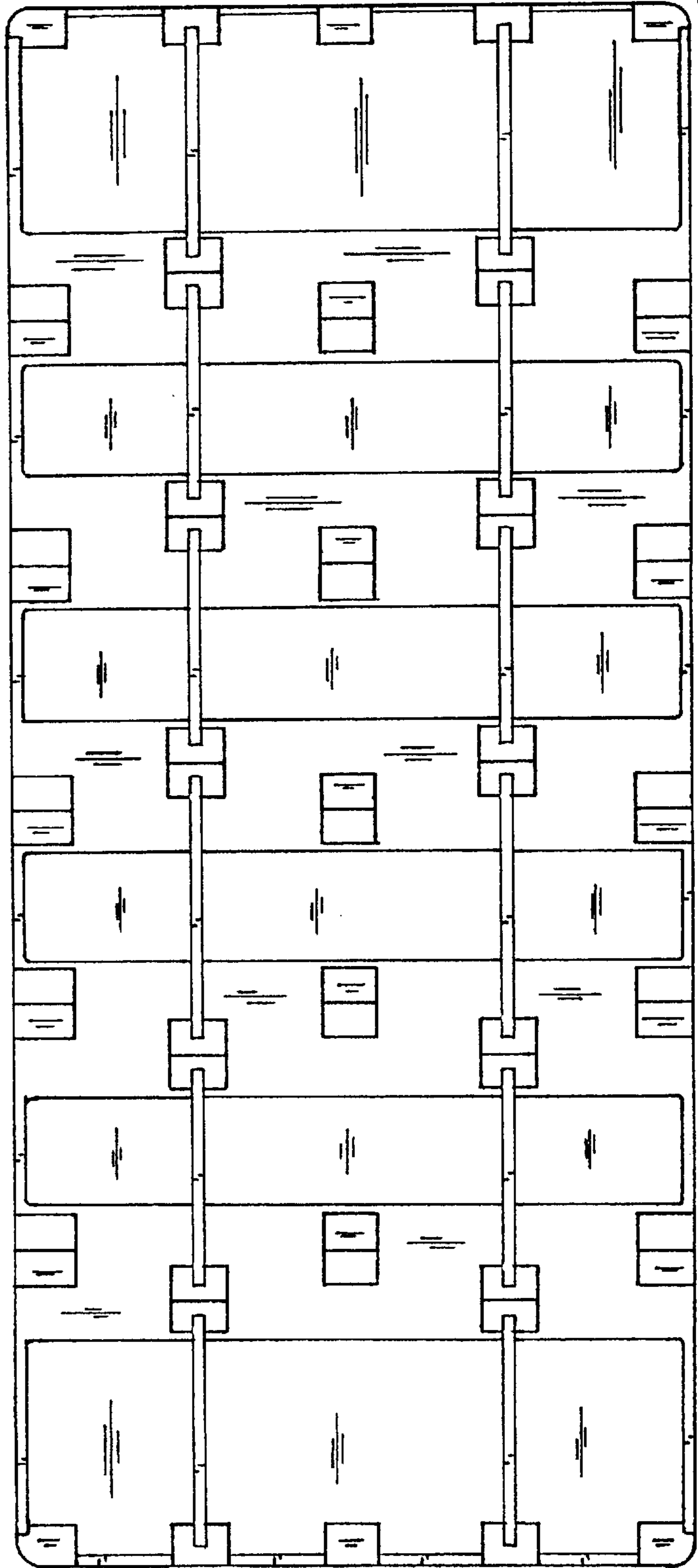


Fig. 4