



US00D444272S

(12) **United States Design Patent**
Bereuter

(10) **Patent No.:** **US D444,272 S**

(45) **Date of Patent:** **** Jun. 26, 2001**

(54) **HORSE HOOF PICK**

(76) Inventor: **Darrell Bereuter**, 1400 Old Base Rd.,
Rhome, TX (US) 76078

(**) Term: **14 Years**

(21) Appl. No.: **29/116,548**

(22) Filed: **Jan. 5, 2000**

(51) **LOC (7) Cl.** **30-99**

(52) **U.S. Cl.** **D30/158**

(58) **Field of Search** D30/158, 199;
D28/64; 168/45, 48.1; 132/329, 73, 325

(56) **References Cited**

U.S. PATENT DOCUMENTS

- D. 243,541 3/1977 Cullen .
- D. 381,474 7/1997 Dalton .

Primary Examiner—Lisa Lichtenstein

(74) *Attorney, Agent, or Firm*—Peter S. Gilster;
Greensfelder, Hemker & Gale, P.C.

(57) **CLAIM**

The ornamental design for a horse hoof pick, as shown or described.

DESCRIPTION

FIG. 1 is a left side elevation view of a horse hoof pick shown in my new design.

FIG. 2 is a right side elevation view thereof.

FIG. 3 is a top plan view thereof.

FIG. 4 is a bottom plan view thereof.

FIG. 5 is a left side elevation view of a horse hoof pick showing a second embodiment of my new design.

FIG. 6 is a right side elevation view of FIG. 5.

FIG. 7 is front elevation view thereof; and,

FIG. 8 is an end elevation view thereof.

The surface(s) or portion(s) of the article not shown in the drawing or described in the specification form(s) no part of the claimed design.

The sole difference between the two embodiments resides in the presence of rivets in the first embodiment.

1 Claim, 2 Drawing Sheets

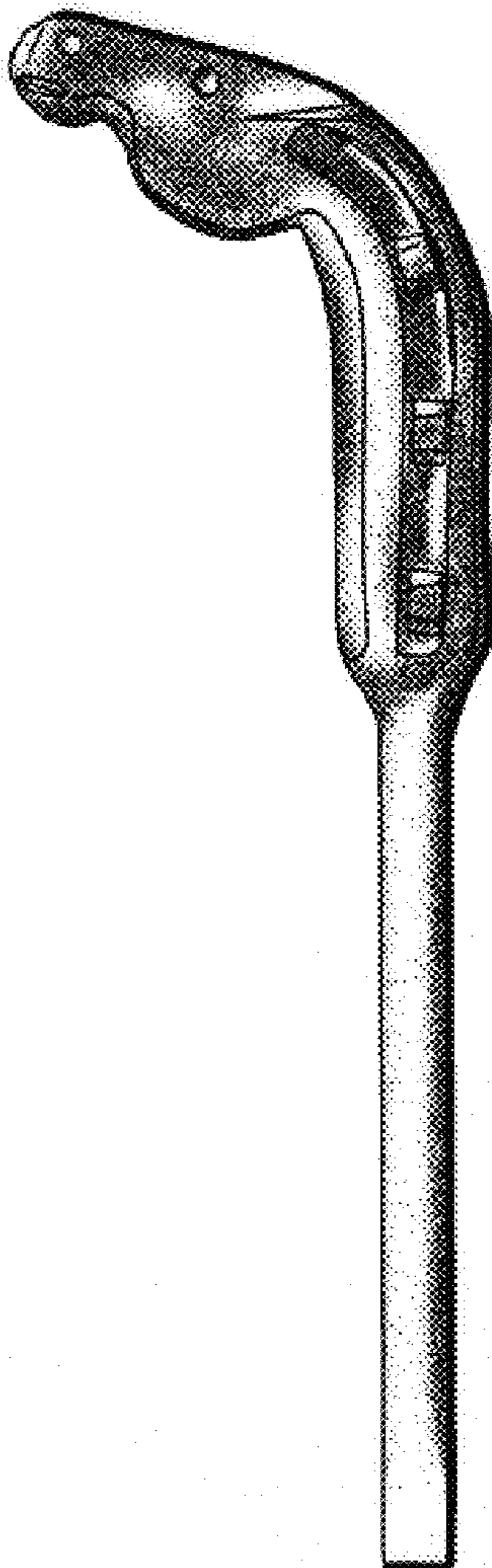




FIG. 3

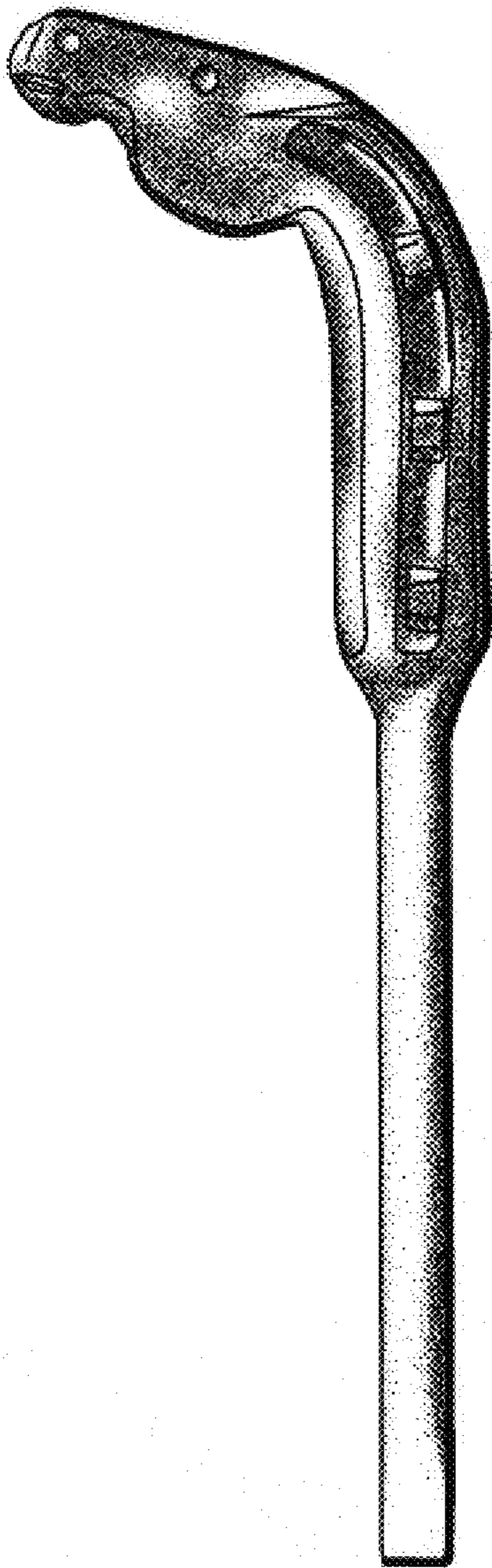


FIG. 1

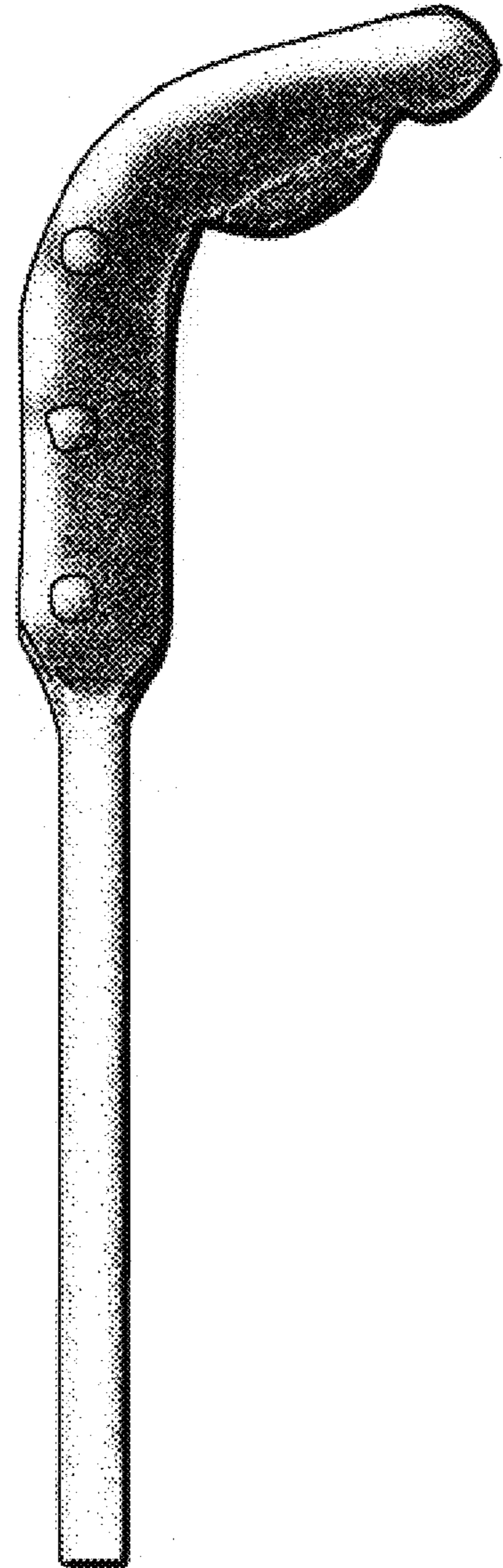


FIG. 2



FIG. 4



FIG. 7




FIG. 5




FIG. 6



FIG. 8