



US00D444238S

(12) **United States Design Patent**  
**Stevens**

(10) **Patent No.:** **US D444,238 S**

(45) **Date of Patent:** **\*\* Jun. 26, 2001**

(54) **PAD FOR ORTHODONTIC BRACKET**

5,993,206 \* 11/1999 Andrelko ..... 433/9

(76) Inventor: **Clarke Stevens**, 6705 Underwood Ave.,  
Omaha, NE (US) 68132

\* cited by examiner

(\*\*) Term: **14 Years**

*Primary Examiner*—Antoine Duval Davis  
(74) *Attorney, Agent, or Firm*—Koley Jessen P.C., A  
Limited Liability Organization; Mark D. Frederiksen

(21) Appl. No.: **29/131,878**

(57) **CLAIM**

(22) Filed: **Oct. 30, 2000**

The ornamental design for a pad for orthodontic bracket, as  
shown and described.

(51) **LOC (7) Cl.** ..... **24-03**

(52) **U.S. Cl.** ..... **D24/180**

(58) **Field of Search** ..... D24/180, 156,  
D24/176, 181, 221; 433/8, 9; D21/386

**DESCRIPTION**

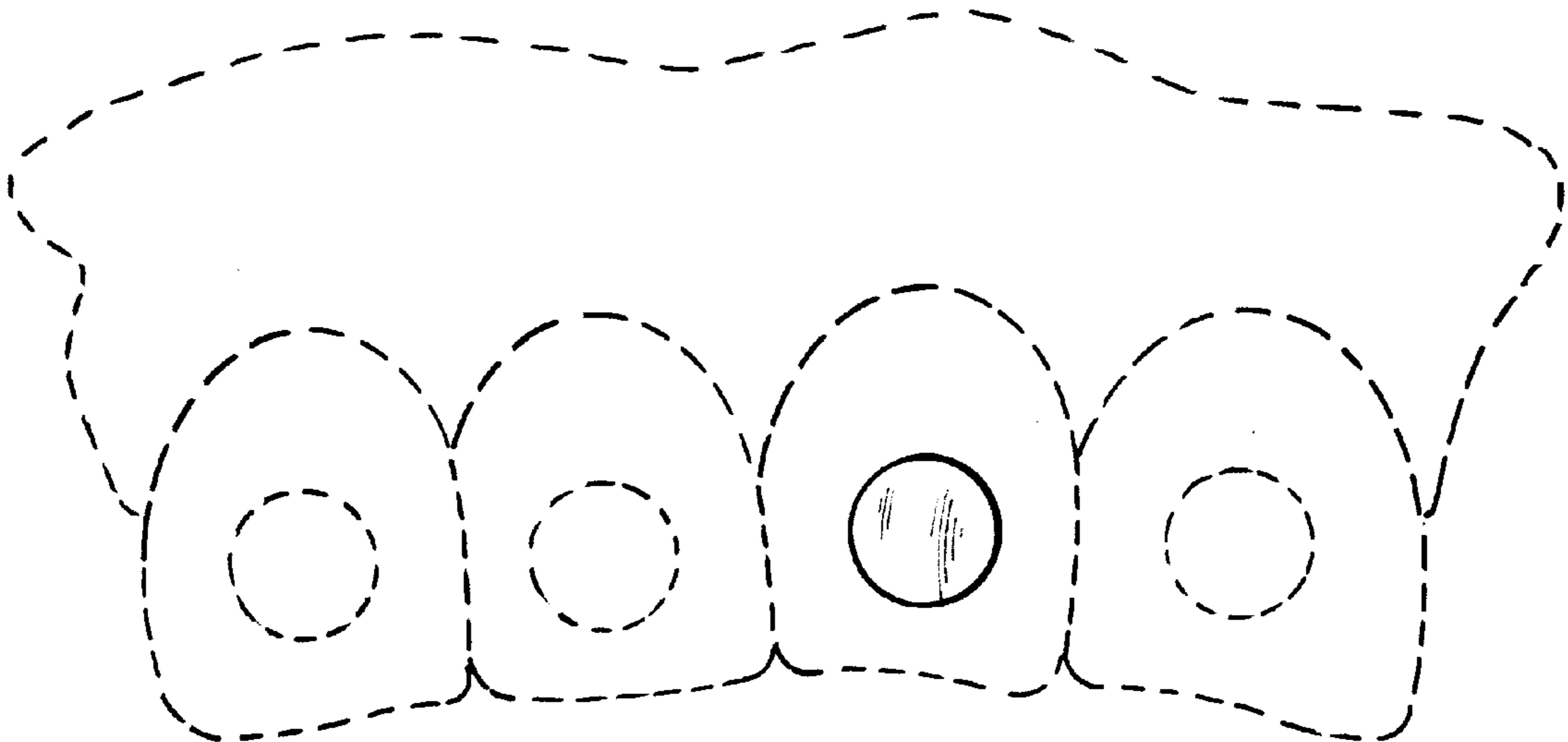
(56) **References Cited**

**U.S. PATENT DOCUMENTS**

D. 314,823	2/1991	Moran et al. ....	D24/16
D. 369,836	5/1996	Mazzio .....	D21/51
D. 383,844	9/1997	Kelly .....	D24/180
D. 404,135	1/1999	Dunshee .....	D24/189
D. 412,363	7/1999	Stevens .....	D24/180
D. 412,579	8/1999	Stevens .....	D24/180
D. 412,988	8/1999	Stevens .....	D24/180
5,015,180	5/1991	Randkiv .....	433/9
5,501,468	3/1996	Browne .....	273/424
5,722,826	3/1998	Tuneberg et al. ....	433/9
5,813,853	9/1998	Kesling .....	433/9

FIG. 1 is a perspective view of the pad for an orthodontic  
bracket showing my new shaped design;  
FIG. 2 is an enlarged perspective view of the pad on a  
bracket;  
FIG. 3 is an enlarged top plan view thereof;  
FIG. 4 is an enlarged front elevational view thereof;  
FIG. 5 is an elevational view taken from the right side of  
FIG. 4, the left elevational view being a mirror image  
thereof;  
FIG. 6 is an enlarged bottom plan view thereof; and,  
FIG. 7 is an enlarged rear elevational view thereof.  
The broken line shown in FIGS. 1 and 2 is included for the  
purpose of illustrating environmental structure only, and  
forms no part of the claimed design.

**1 Claim, 2 Drawing Sheets**



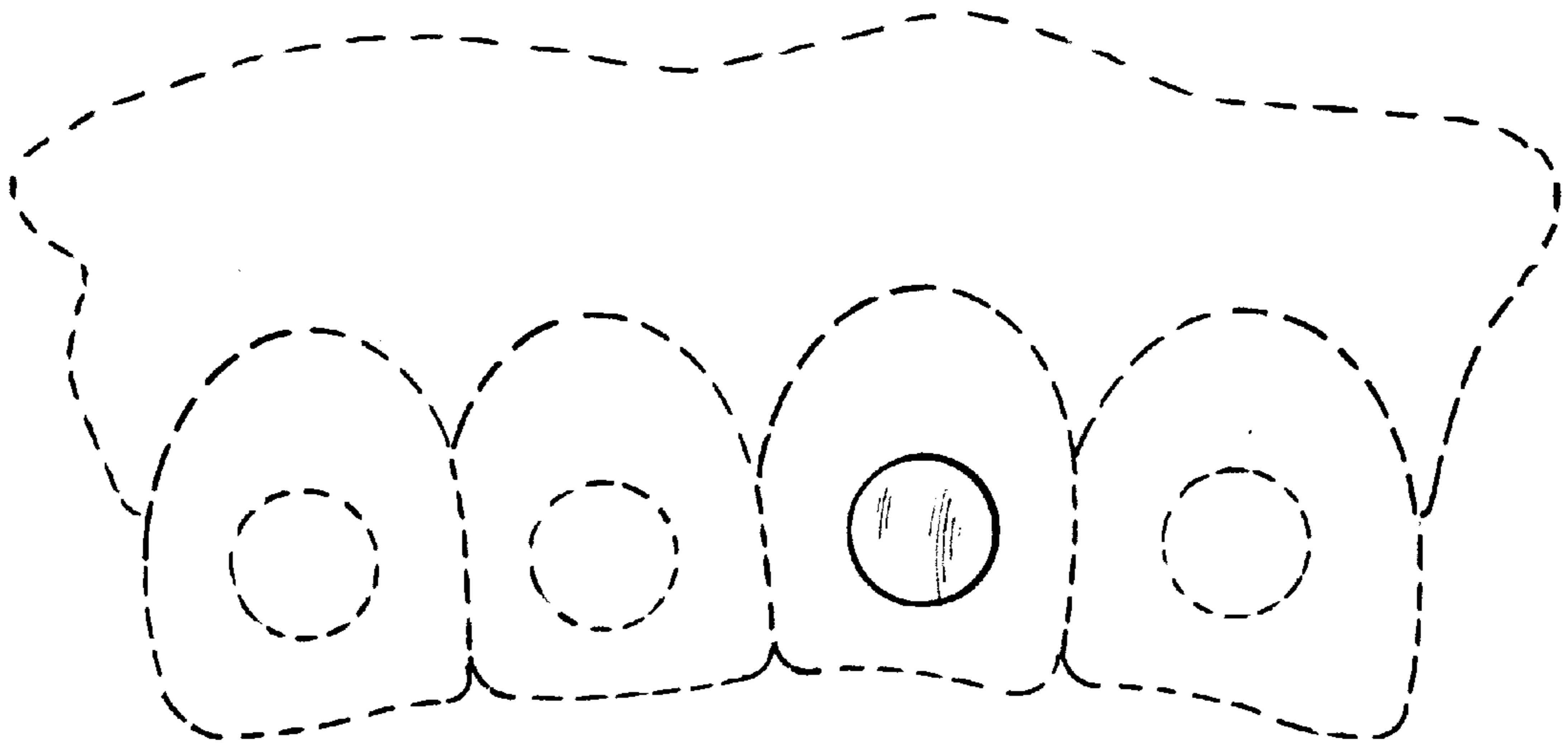


FIG. 1

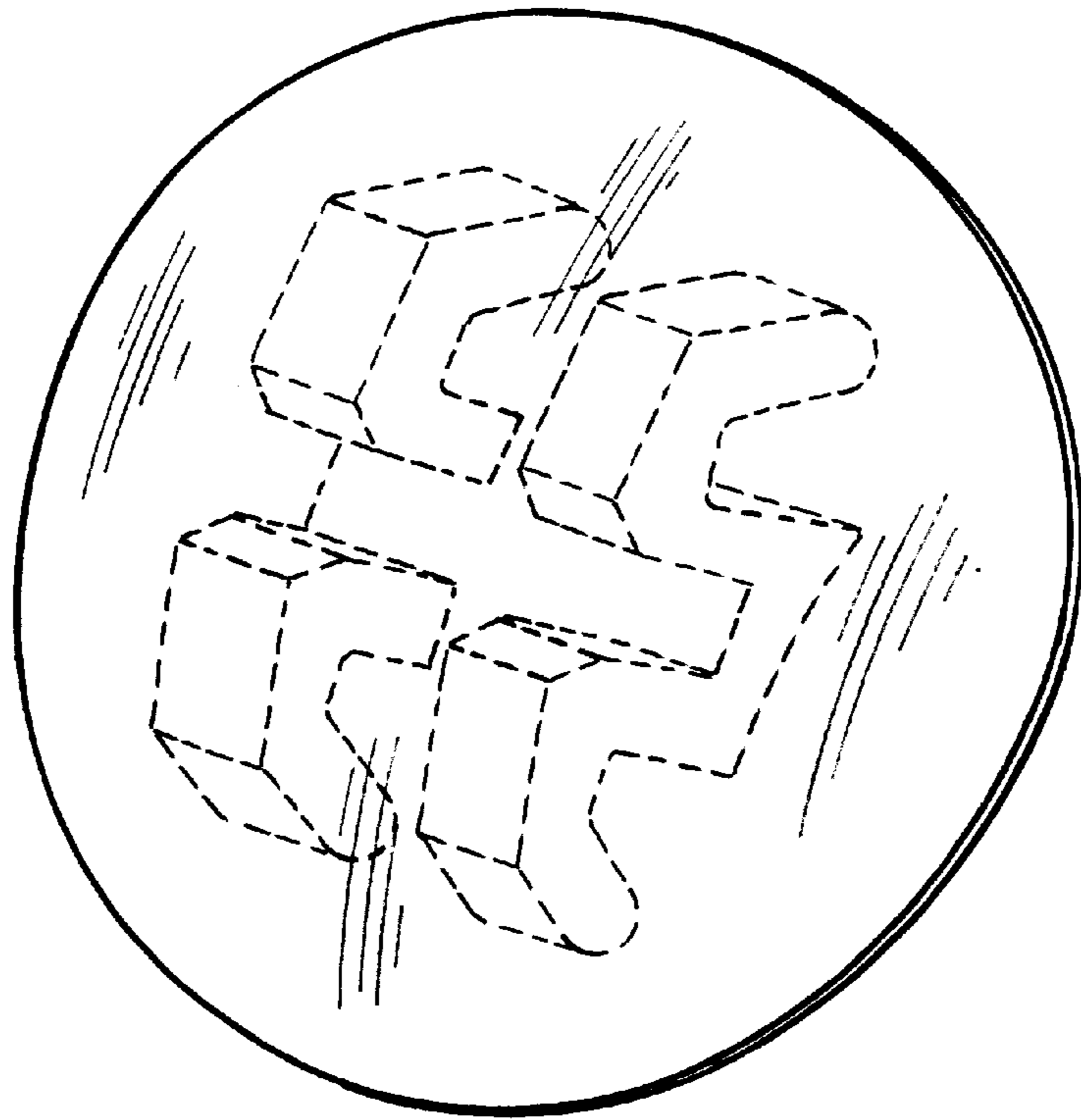


FIG. 2

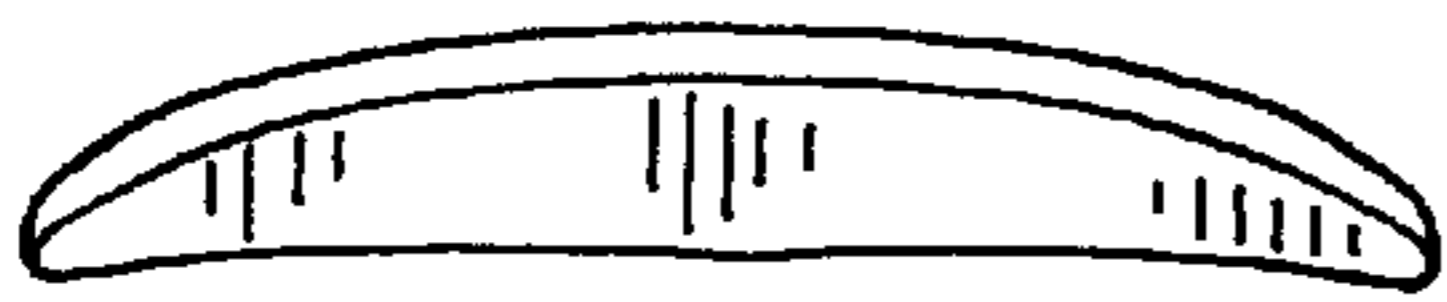


FIG. 3

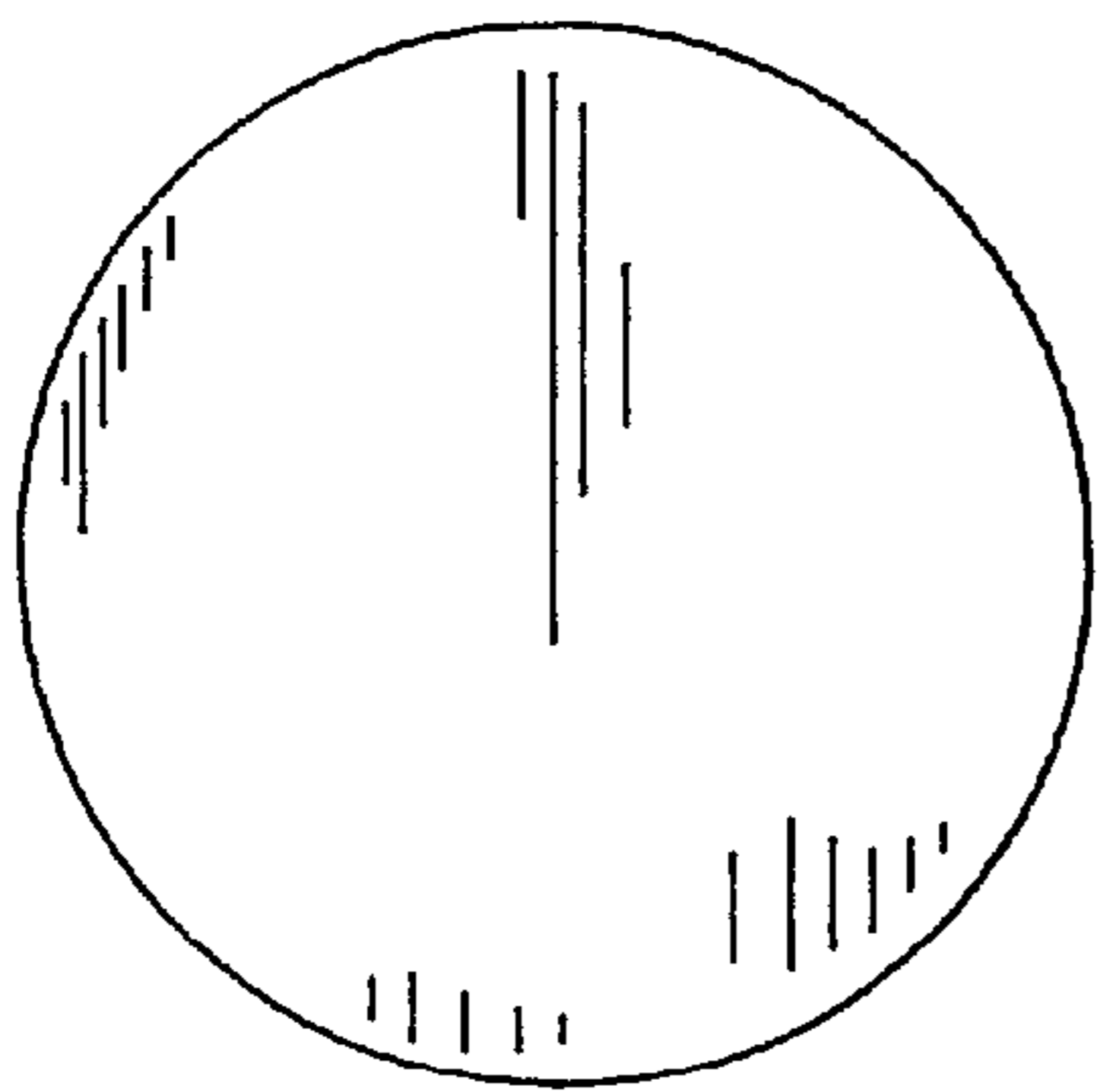


FIG. 4



FIG. 5



FIG. 6

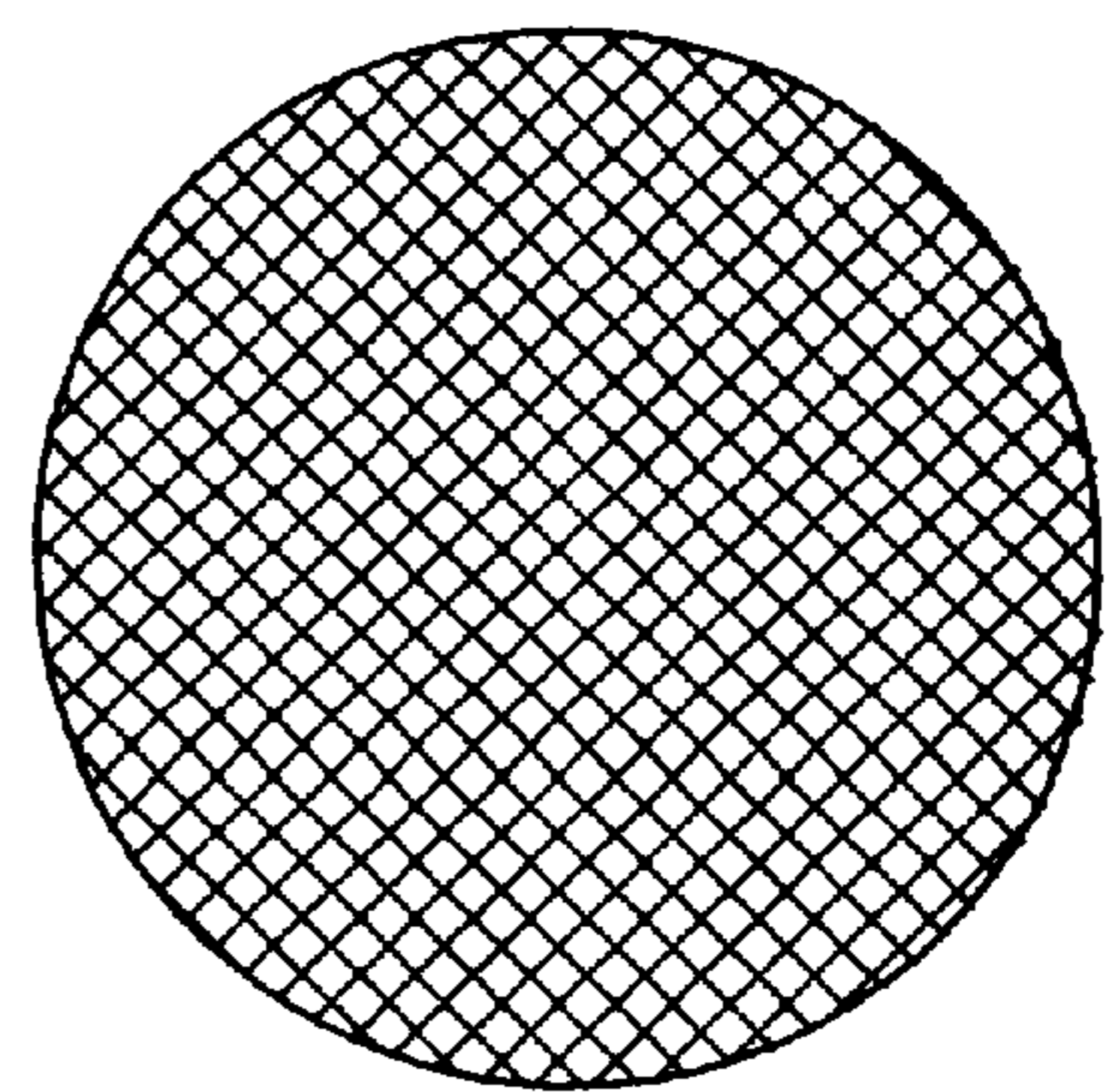


FIG. 7