



US00D444229S

(12) **United States Design Patent**
Mark

(10) **Patent No.:** **US D444,229 S**

(45) **Date of Patent:** **** *Jun. 26, 2001**

(54) **FLUID APPLICATOR**

5,846,011 * 12/1998 Bernstein et al. 401/205
5,908,256 * 6/1999 Bernstein 401/205

(76) Inventor: **Phillip E. Mark**, 6417 Marlberry Dr.,
Orlando, FL (US) 32819

* cited by examiner

(*) Notice: This patent is subject to a terminal dis-
claimer.

Primary Examiner—Antoine Duval Davis
(74) *Attorney, Agent, or Firm*—Eric P. Schellin

(**) Term: **14 Years**

(57) **CLAIM**

(21) Appl. No.: **29/122,258**

The ornamental design of a fluid applicator, as shown and
described.

(22) Filed: **Apr. 25, 2000**

(51) **LOC (7) Cl.** **24-02**

(52) **U.S. Cl.** **D24/119**

(58) **Field of Search** D24/119, 152,
D24/176; 403/196–220; 222/523, 464.5;
433/141–143

DESCRIPTION

FIG. 1 is a side view of the fluid applicator, the opposite side
thereof is identical;

FIG. 2 is a top end view of the fluid applicator; and,

FIG. 3 is a bottom view of the fluid applicator.

(56) **References Cited**

U.S. PATENT DOCUMENTS

D. 423,100 * 4/2000 Maissami D24/152

1 Claim, 1 Drawing Sheet

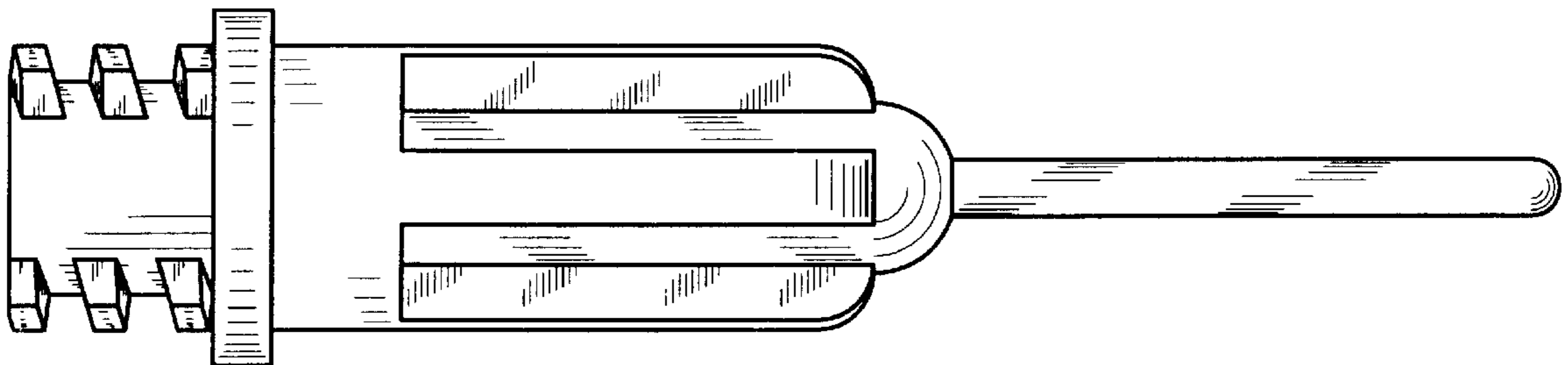


FIG. 1

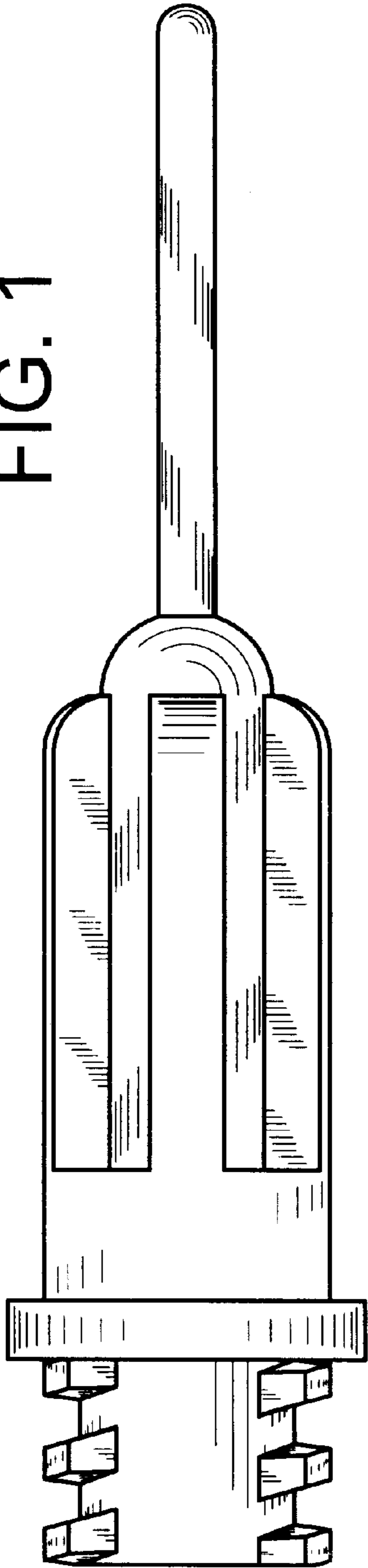


FIG. 3

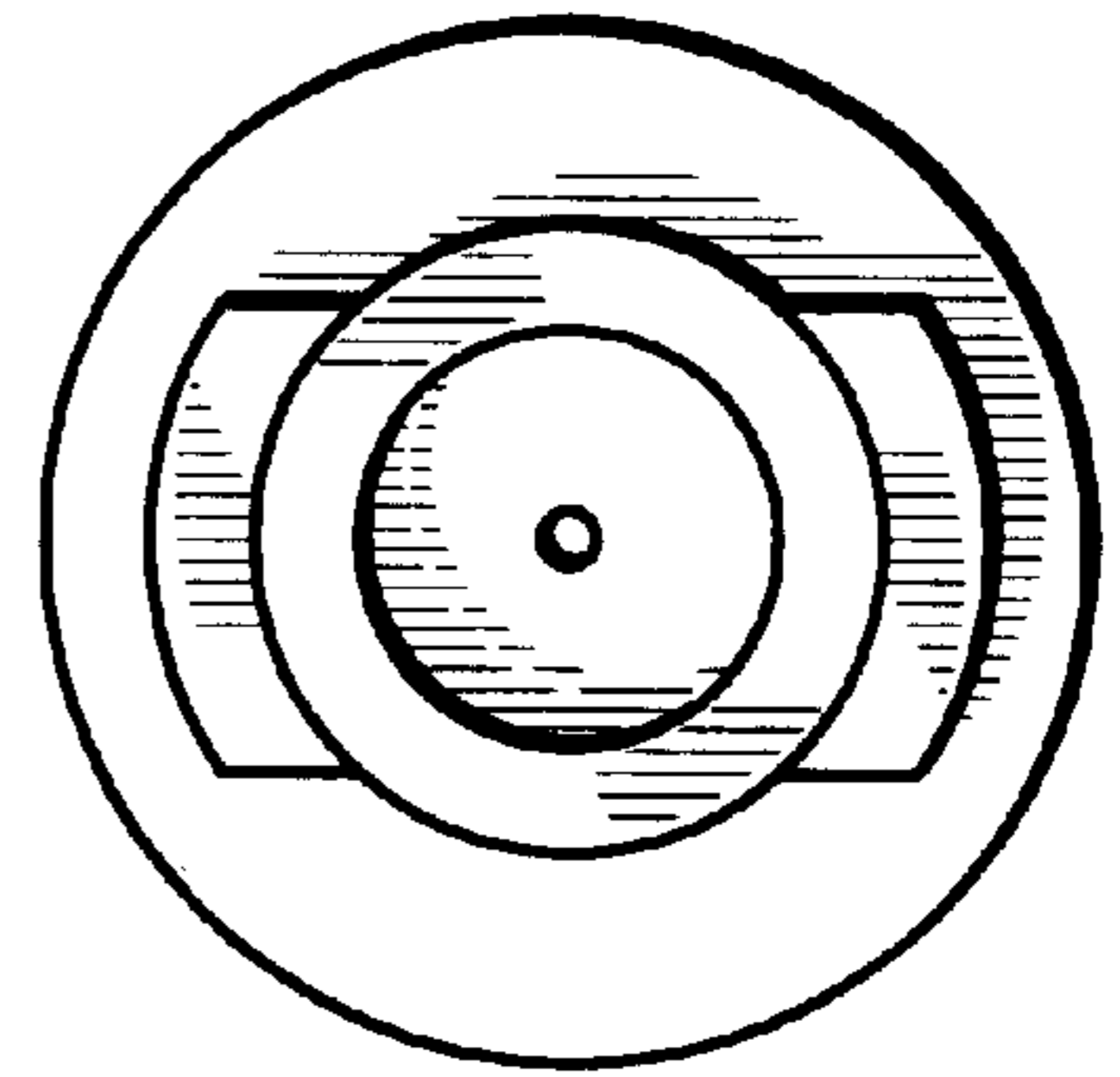


FIG. 2

