



US00D444228S

(12) **United States Design Patent**  
**Mark**

(10) **Patent No.:** **US D444,228 S**

(45) **Date of Patent:** **\*\* Jun. 26, 2001**

(54) **FLUID APPLICATOR**

5,846,011 \* 12/1998 Bernstein et al. .... 401/205  
5,908,256 \* 6/1999 Bernstein ..... 401/205

(76) Inventor: **Phillip E. Mark**, 6417 Marlberry Dr.,  
Orlando, FL (US) 32819

\* cited by examiner

(\* ) Notice: This patent is subject to a terminal dis-  
claimer.

*Primary Examiner*—Antoine Duval Davis  
(74) *Attorney, Agent, or Firm*—Eric P. Schellin

(\*\*) Term: **14 Years**

(57) **CLAIM**

(21) Appl. No.: **29/122,257**

The ornamental design of a fluid applicator, as shown and  
described.

(22) Filed: **Apr. 25, 2000**

(51) **LOC (7) Cl.** ..... **24-02**

(52) **U.S. Cl.** ..... **D24/119**

(58) **Field of Search** ..... D24/119, 152,  
D24/176; 403/196–220; 222/523, 464.5;  
433/141–143

**DESCRIPTION**

FIG. 1 is a side view of the fluid applicator, the opposite side  
thereof is identical;

FIG. 2 is a top end view of the fluid applicator; and,

FIG. 3 is a bottom view of the fluid applicator.

(56) **References Cited**

**U.S. PATENT DOCUMENTS**

D. 423,100 \* 4/2000 Maissami ..... D24/152

**1 Claim, 1 Drawing Sheet**

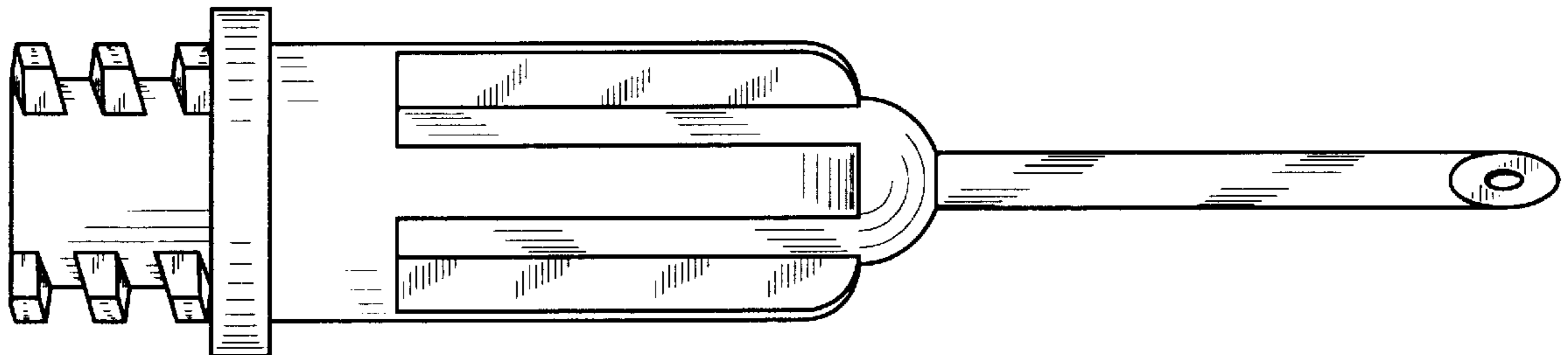


FIG. 1




FIG. 2

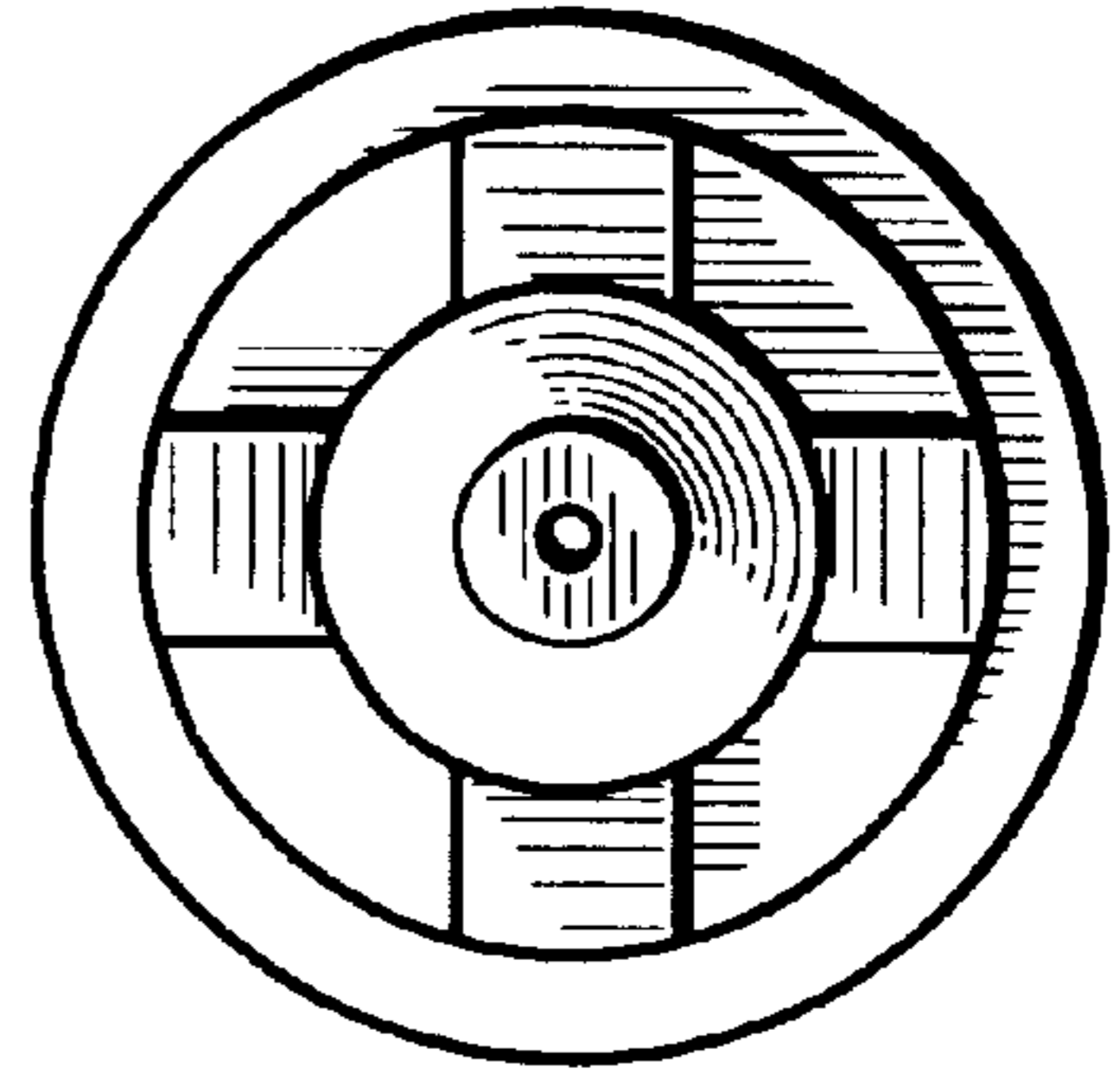


FIG. 3

