



US00D444215S

(12) **United States Design Patent**
Schanz et al.

(10) **Patent No.:** **US D444,215 S**

(45) **Date of Patent:** **** Jun. 26, 2001**

- (54) **PORTABLE SHOWER STALL**
- (76) Inventors: **Deborah Schanz; Regina Weaver,**
both of 143 McKinley Ave.,
Turnersville, NJ (US) 08012
- (**) Term: **14 Years**
- (21) Appl. No.: **29/113,828**
- (22) Filed: **Nov. 12, 1999**
- (51) **LOC (7) Cl.** **23-02**
- (52) **U.S. Cl.** **D23/283**
- (58) **Field of Search** **D23/275, 283,**
D23/303-304; D6/417; 4/546, 556, 557,
567, 568, 570, 584, 596-602, 607, 608,
612-615, 695

4,453,280	6/1984	Greenleaf	4/599
4,539,720	9/1985	Westerweller	4/599
5,077,842 *	1/1992	Horne, Jr.	4/568
5,379,466 *	1/1995	Davies	4/599 X
5,544,369	8/1996	Roberts	4/599
5,920,927 *	7/1999	Thomas	4/599
5,937,452 *	8/1999	Brewer	4/599 X

* cited by examiner

Primary Examiner—Ian Simmons
Assistant Examiner—Robert A. Delehanty
(74) *Attorney, Agent, or Firm*—Goldstein & Canino

(57) **CLAIM**

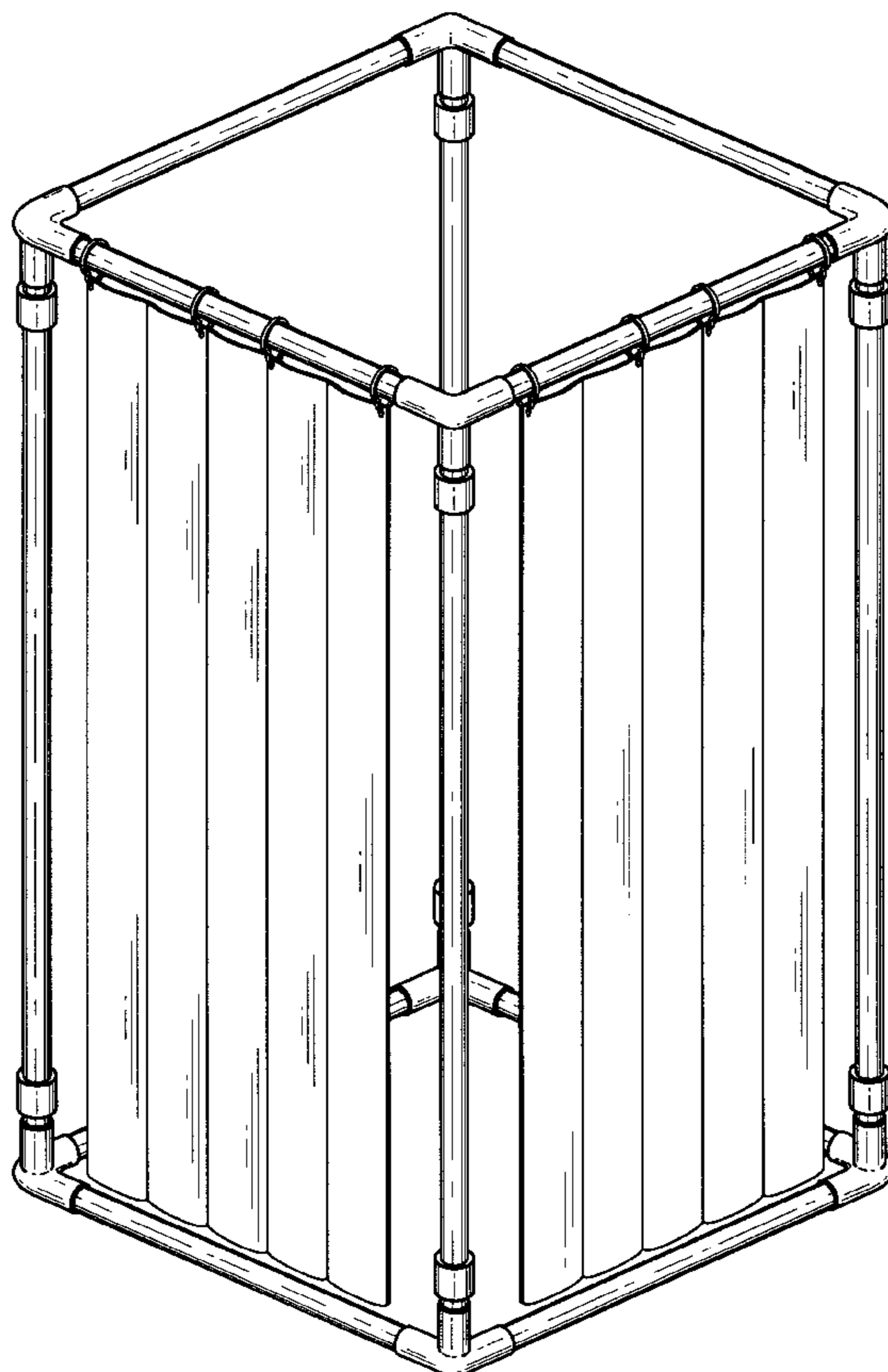
The ornamental design for a portable shower stall, as shown and described.

DESCRIPTION

FIG. 1 is a diagrammatic perspective of a portable shower stall.
FIG. 2 is a front elevational view thereof, the right side elevational view being a mirror image of the front view.
FIG. 3 is a rear elevational view thereof, the left side elevational view being a mirror image of the rear view.
FIG. 4 is a top plan view of the portable shower stall; and, FIG. 5 is a bottom plan view thereof.

- (56) **References Cited**
- U.S. PATENT DOCUMENTS
- D. 221,769 9/1971 Le Blanc D23/2
- D. 221,770 9/1971 Le Blanc D23/2
- D. 221,771 9/1971 Le Blanc D23/2
- D. 321,292 * 11/1991 Gabriel D6/417
- D. 349,332 * 8/1994 Albritton D23/304
- 2,279,150 * 4/1942 Thom 4/579 X
- 3,208,083 * 9/1965 Witczak 4/608
- 3,681,788 * 8/1972 Blanc et al. 4/602

1 Claim, 3 Drawing Sheets



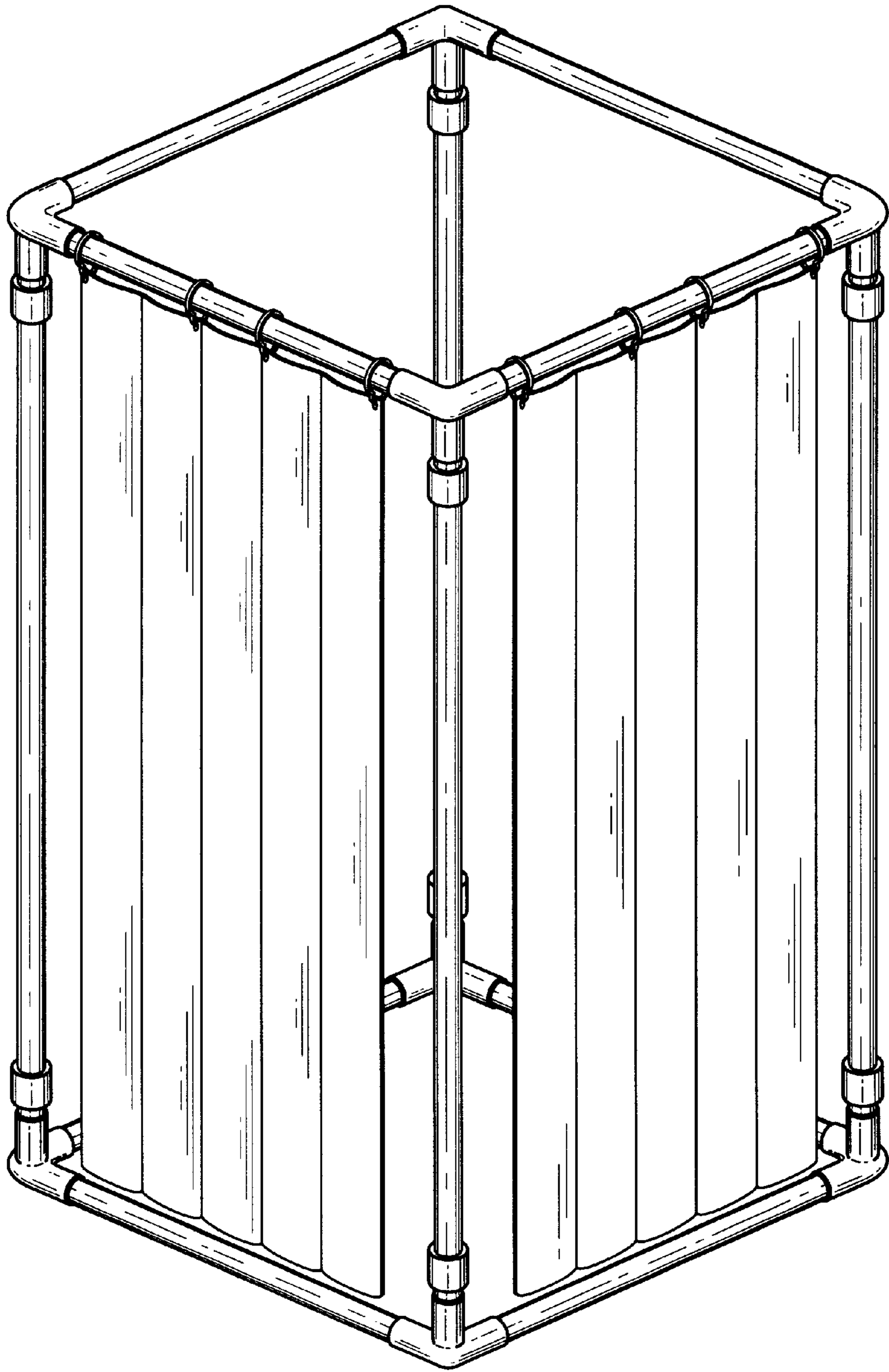


FIG. 1




FIG. 3




FIG. 2

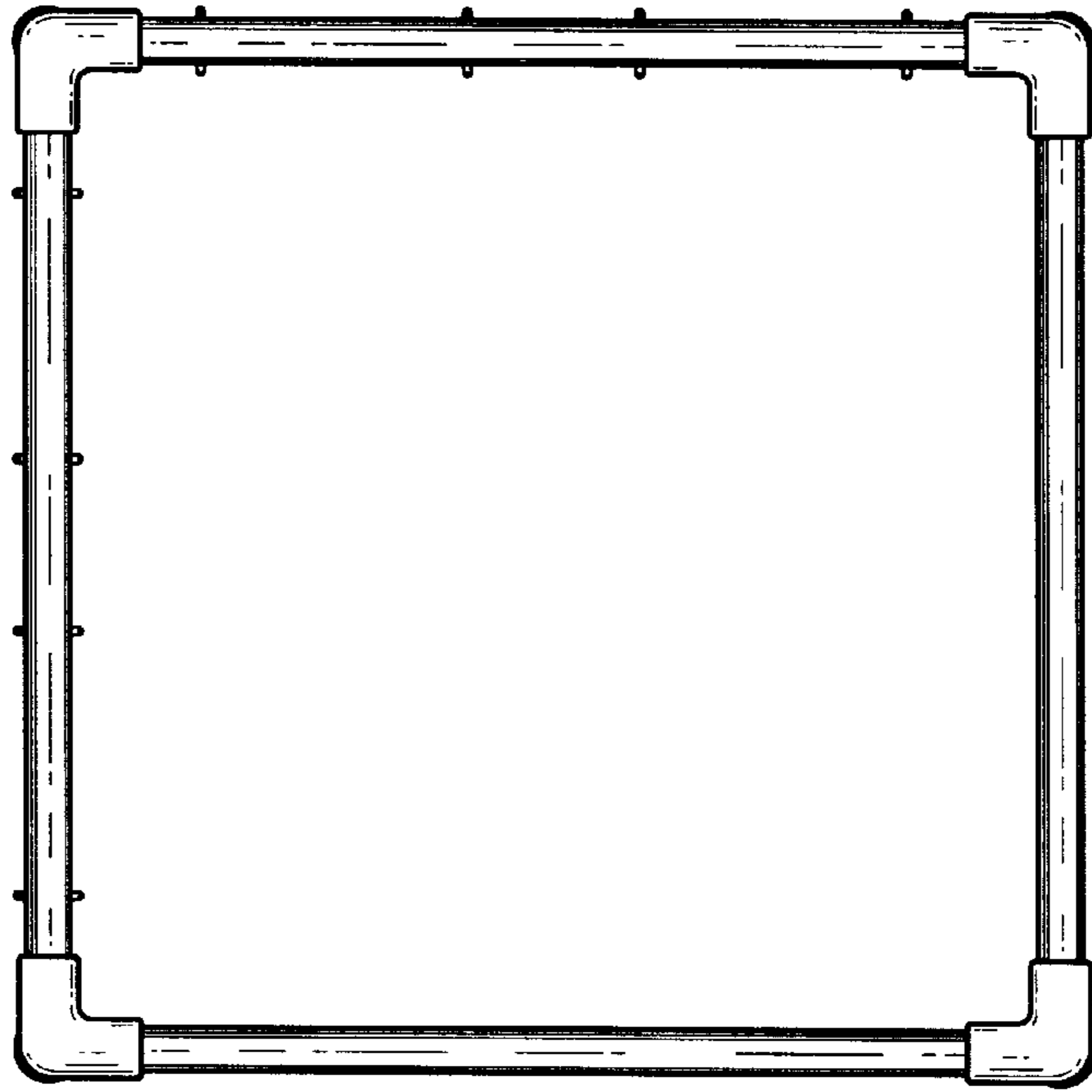


FIG. 5

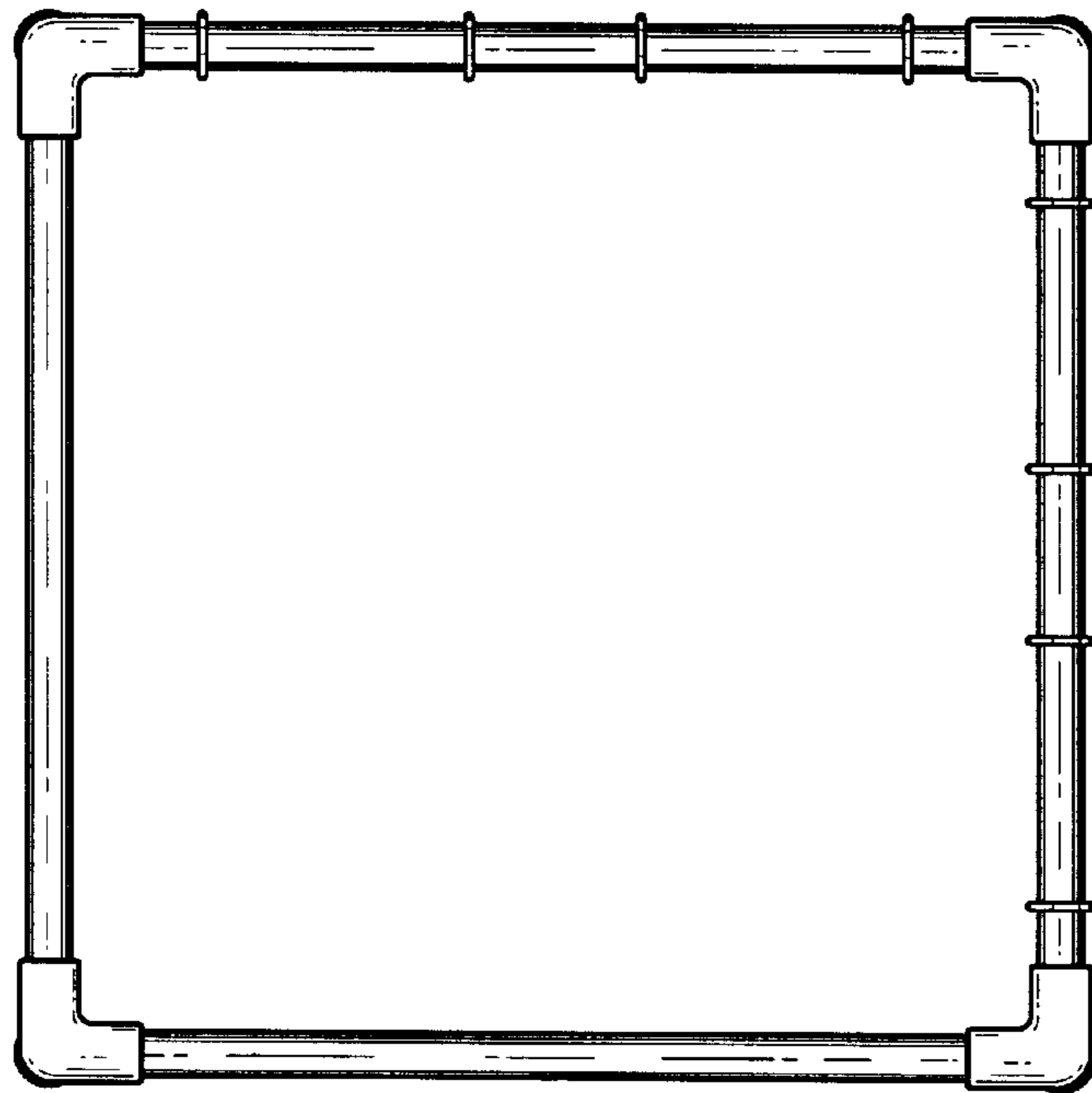


FIG. 4