



US00D444210S

(12) **United States Design Patent**  
**Fleischmann**

(10) **Patent No.:** **US D444,210 S**

(45) **Date of Patent:** **\*\* Jun. 26, 2001**

(54) **FAUCET**

(75) **Inventor:** **Klaus Fleischmann, Krefeld (DE)**

(73) **Assignee:** **Hansa Metallwerke AG (DE)**

(\*\*) **Term:** **14 Years**

(21) **Appl. No.:** **29/097,063**

(22) **Filed:** **Nov. 27, 1998**

**Related U.S. Application Data**

(62) Division of application No. 29/069,828, filed on Apr. 17, 1997.

(30) **Foreign Application Priority Data**

Mar. 4, 1997 (DE) ..... M 97 02 050

(51) **LOC (7) Cl.** ..... **23-01**

(52) **U.S. Cl.** ..... **D23/238**

(58) **Field of Search** ..... D23/238-243,  
D23/249, 250-257; D8/300-308; 4/675-678;  
137/801

(56) **References Cited**

**U.S. PATENT DOCUMENTS**

D. 253,607 \* 12/1979 Haug ..... D23/238

D. 291,232	*	8/1987	Haug et al.	.....	D23/238
D. 350,388	*	9/1994	Gottwald	.....	D23/238
D. 351,017	*	9/1994	Gottwald	.....	D23/238
D. 358,867	*	5/1995	Haug et al.	.....	D23/238
D. 397,769	*	9/1998	Lobermeier	.....	D23/238
D. 398,956	*	9/1998	Kergoet	.....	D23/238
D. 400,968	*	11/1998	Lobermeier	.....	D23/238
D. 417,718	*	12/1999	Fleischmann	.....	D23/238

\* cited by examiner

*Primary Examiner*—Louis S. Zarfes

*Assistant Examiner*—Gregory Andoll

(57) **CLAIM**

I claim the ornamental design for a faucet, as shown and described.

**DESCRIPTION**

FIG. 1 is a left side elevation of a faucet showing my new design, the other side being a mirror image thereof.

FIG. 2 is a front view thereof.

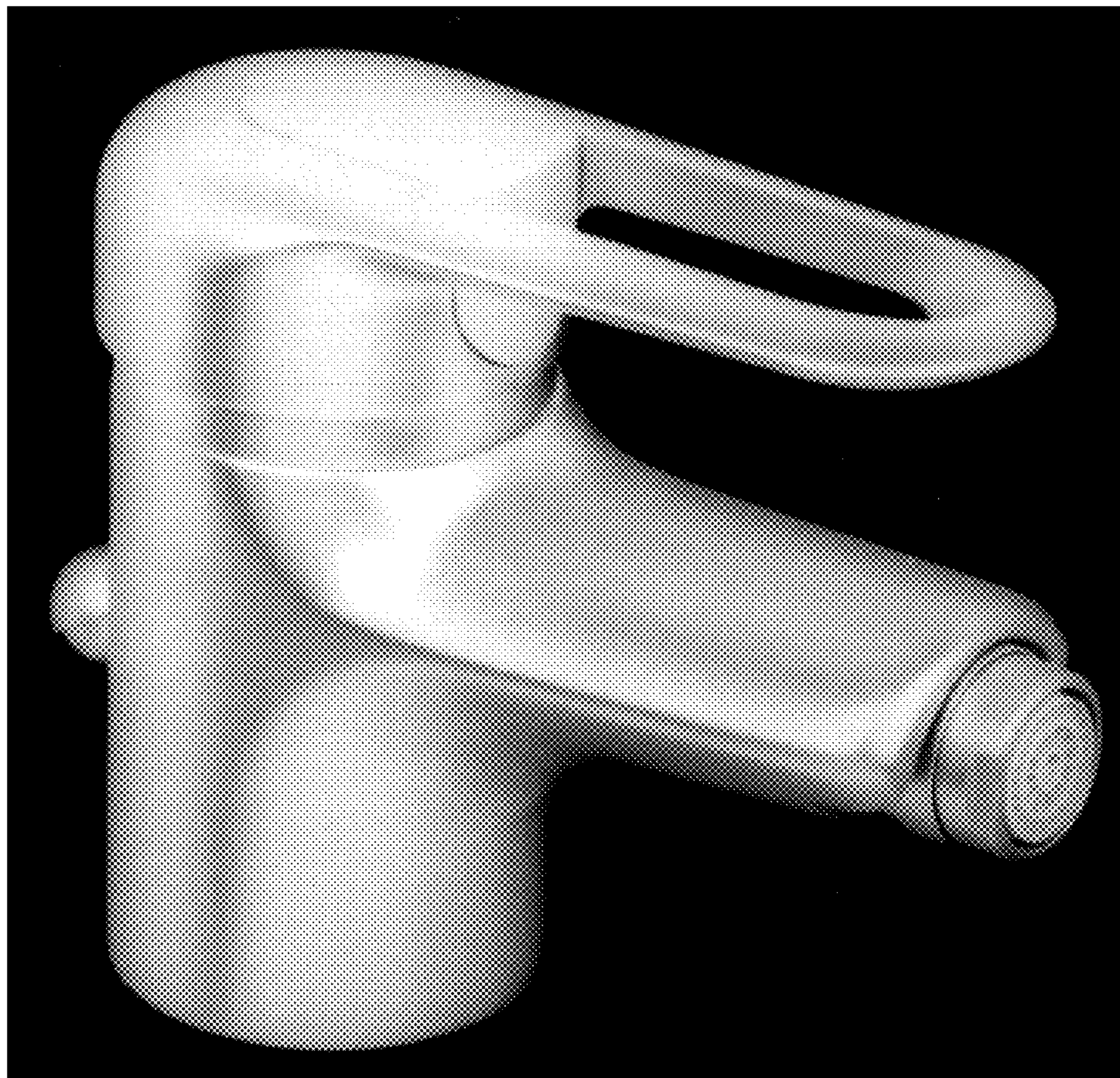
FIG. 3 is a rear view thereof.

FIG. 4 is a top view thereof.


FIG. 5 is a bottom view thereof; and,

FIG. 6 is a perspective view thereof.

**1 Claim, 6 Drawing Sheets**












Fig. 2





Fig. 3






Fig. 4






Fig. 5



