



US00D444209S

(12) **United States Design Patent**
Fleischmann

(10) **Patent No.:** **US D444,209 S**

(45) **Date of Patent:** **** Jun. 26, 2001**

(54) **FAUCET**

(75) **Inventor:** **Klaus Fleischmann, Krefeld (DE)**

(73) **Assignee:** **Hansa Metallwerke AG (DE)**

(**) **Term:** **14 Years**

(21) **Appl. No.:** **29/097,060**

(22) **Filed:** **Nov. 27, 1998**

Related U.S. Application Data

(62) Division of application No. 29/068,925, filed on Apr. 10, 1997, now Pat. No. Des. 411,283.

(30) **Foreign Application Priority Data**

Oct. 10, 1996 (DE) 96 08 776

(51) **LOC (7) Cl.** **23-01**

(52) **U.S. Cl.** **D23/238**

(58) **Field of Search** D23/238-243,
D23/250-257; D8/300-308; 4/675-678;
137/801

(56) **References Cited**

U.S. PATENT DOCUMENTS

D. 291,234 * 8/1987 Bergmann et al. D23/238

D. 301,162	*	5/1989	Oberdorfer	D23/238
D. 309,655	*	7/1990	Reinecke	D23/238
D. 324,723	*	3/1992	Chretien	D23/238
D. 355,955	*	2/1995	Chretien	D23/238
D. 373,177	*	8/1996	Jans	D23/238
D. 389,897	*	1/1998	Delker	D23/238
D. 411,283	*	6/1999	Fleischmann	D23/238
D. 416,077	*	11/1999	Fleischmann	D23/238
D. 421,294	*	2/2000	Meda	D23/255

* cited by examiner

Primary Examiner—Louis S. Zarfaz
Assistant Examiner—Gregory Andoll

(57) **CLAIM**

I claim the ornamental design for a faucet, as shown and described.

DESCRIPTION

FIG. 1 is a right side elevation of a faucet showing my new design, the other side being a mirror image thereof.

FIG. 2 is a front view thereof.

FIG. 3 is a rear view thereof.

FIG. 4 is a top view thereof.

FIG. 5 is a bottom view thereof; and,

FIG. 6 is a perspective view thereof.

1 Claim, 6 Drawing Sheets








Fig. 2






Fig. 4




Fig. 5

