



US00D444193S

(12) **United States Design Patent**  
**Dodson**

(10) **Patent No.: US D444,193 S**

(45) **Date of Patent: \*\* \*Jun. 26, 2001**

(54) **BAT WITH CONTOURED GRIP**

(76) **Inventor: Wayne Dodson, 506 S. Main St.,  
Piedmont, MO (US) 63957**

(\* **Notice:** This patent is subject to a terminal disclaimer.

(\*\*) **Term: 14 Years**

(21) **Appl. No.: 29/089,846**

(22) **Filed: Jun. 24, 1998**

(51) **LOC (7) Cl. .... 21-02**

(52) **U.S. Cl. .... D21/725; D21/758**

(58) **Field of Search .... D21/725, 756,  
D21/758; 473/300-303, 201, 203, 564,  
568; 273/67 R, 72 R**

(56) **References Cited**

**U.S. PATENT DOCUMENTS**

D. 125,602	*	3/1941	Wheeler et al. ....	D21/756
D. 398,680	*	9/1998	Kennedy .....	D21/725
748,000		12/1903	Murnane .	
2,091,458		8/1937	Sleight .	
3,084,938		4/1963	Kapanowski .	
3,203,697		8/1965	Berzaty .	
4,423,868		1/1984	Younts .	
4,511,147	*	4/1985	Olsen .....	473/203
4,934,024	*	6/1990	Sexton, I .....	473/203
4,961,572		10/1990	Badillo et al. .	
5,322,286		6/1994	Frost .	
5,342,046	*	8/1994	Erb .....	473/568

5,403,008	*	4/1995	Mainiero .....	473/201
5,451,047	*	9/1995	Liu .....	473/564
5,480,146	*	1/1996	Comer .....	473/203
5,482,270		1/1996	Smith .	
5,577,722		11/1996	Glassberg .	

**OTHER PUBLICATIONS**

Golf Day; p. 35; Matzie swing trainer, Jun. 1996.\*

\* cited by examiner

*Primary Examiner*—Mitchell I Siegel

(74) *Attorney, Agent, or Firm*—Polster, Lieder, Woodruff & Lucchesi, LLC

(57) **CLAIM**

The ornamental design for bat with contoured grip, as shown and described.

**DESCRIPTION**

FIG. 1 is a perspective view of a bat with contoured grip invention;

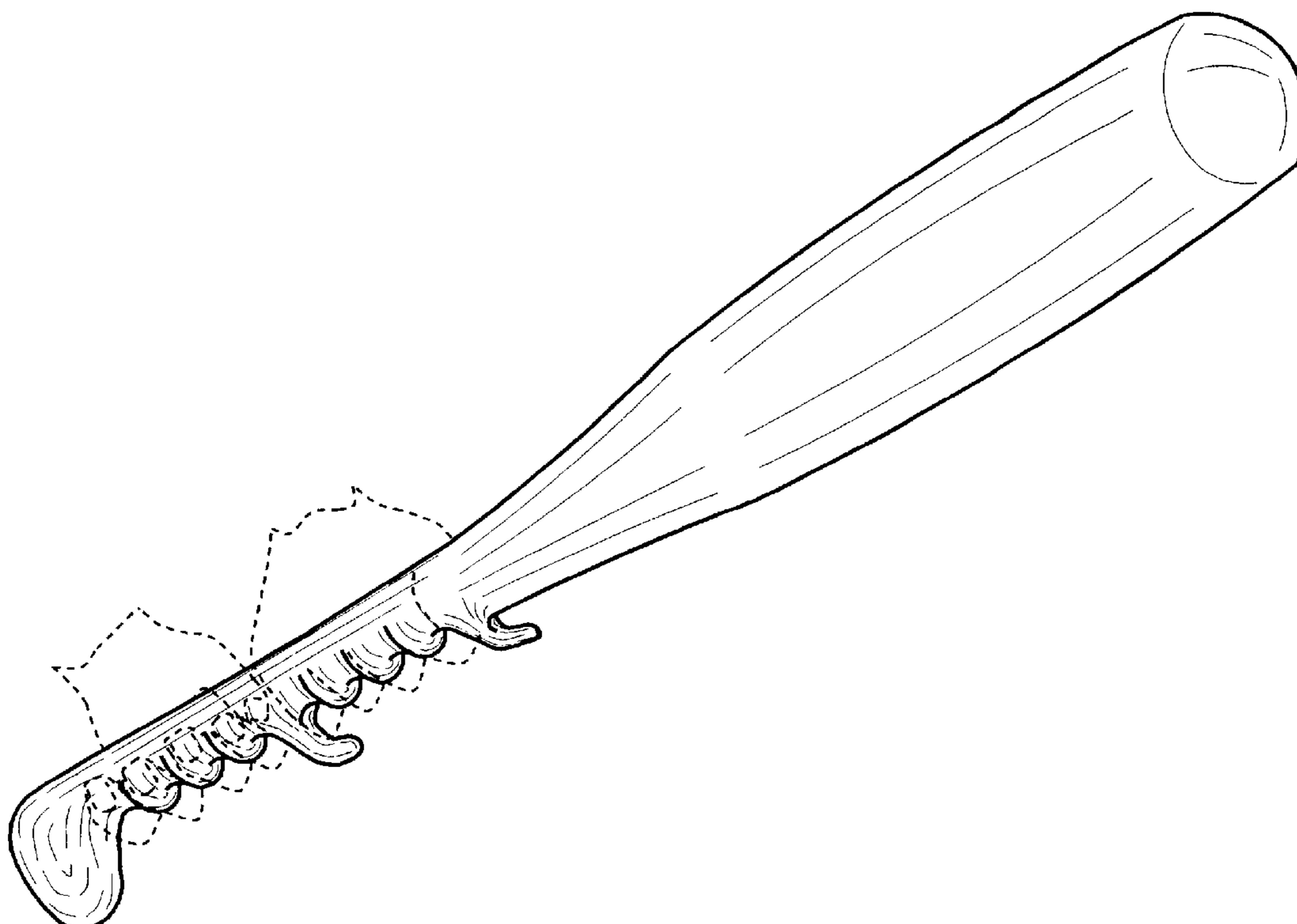
FIG. 2 is a front elevational view of the bat with contoured grip, the undisclosed side being a mirror image. The broken away section is for ease of illustration;

FIG. 3 is a side elevational view of the bat with contoured grip, the broken away section is for ease of illustration;

FIG. 4 is a plan view of the bat from the butt end thereof; and,

FIG. 5 is is a plan view of the bat from the head end thereof. The broken line showing of hands in FIG. 1 is for illustrative purposes only and forms no part of the claimed design.

**1 Claim, 1 Drawing Sheet**



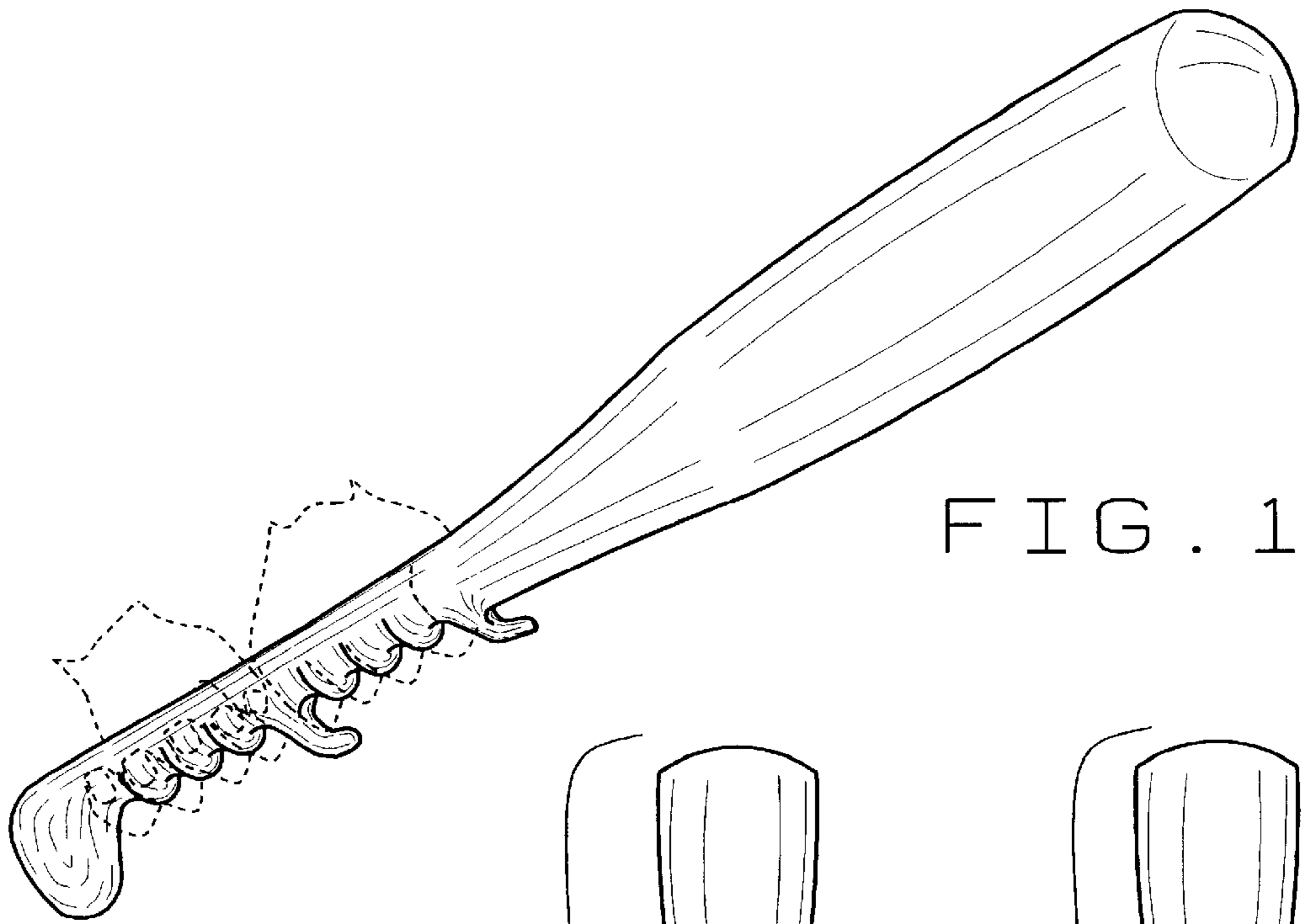


FIG. 1

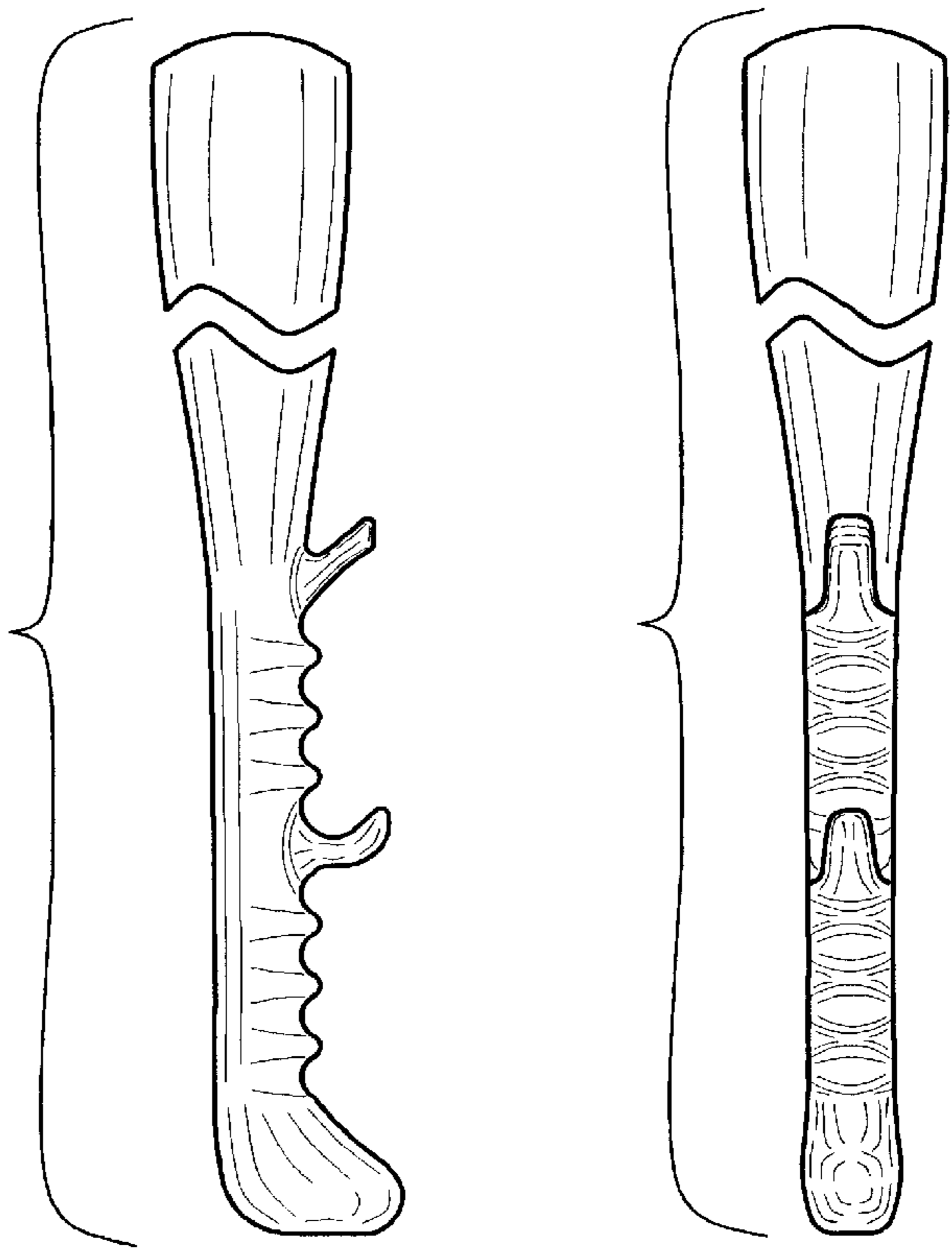


FIG. 2

FIG. 3

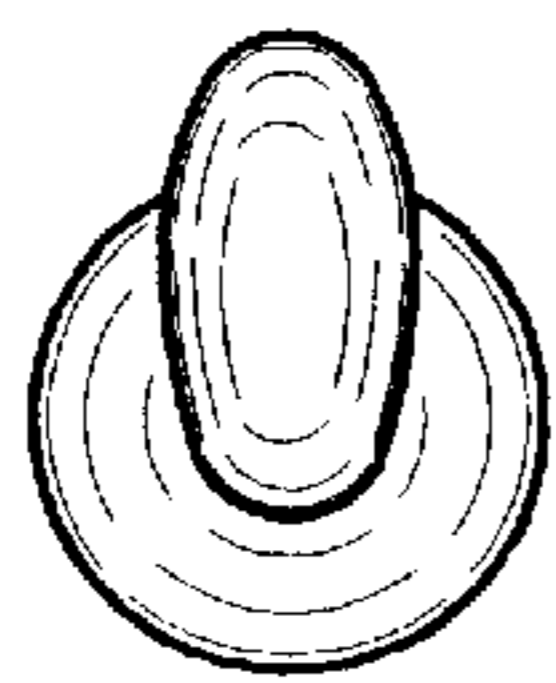


FIG. 4

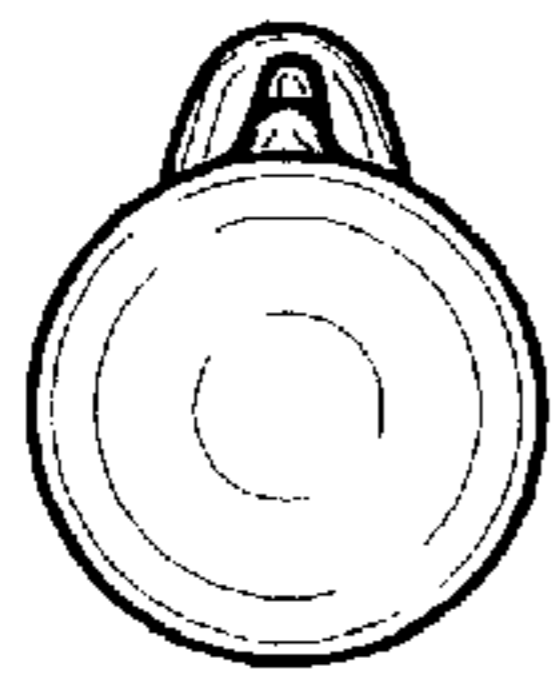


FIG. 5