



US00D444191S

(12) **United States Design Patent**  
**Kjell et al.**

(10) **Patent No.:** **US D444,191 S**

(45) **Date of Patent:** **\*\* Jun. 26, 2001**

(54) **EXERCISE IMPLEMENT**

5,586,957 \* 12/1996 Wilkinson ..... 482/109

5,628,713 \* 5/1997 Wilkinson ..... 482/74

(75) Inventors: **Sven-Inge Kjell**, Anderstorp; **Morgan Ferm**, Åkarp, both of (SE)

5,778,914 \* 7/1998 Trani ..... 135/66

5,788,608 \* 8/1998 Wilkinson ..... 482/51

(73) Assignee: **Huxit AB**, Anderstorp (SE)

\* cited by examiner

(\*\*) Term: **14 Years**

*Primary Examiner*—Philip S. Hyder

(74) *Attorney, Agent, or Firm*—Baker & Daniels

(21) Appl. No.: **29/114,661**

(22) Filed: **Nov. 29, 1999**

(57) **CLAIM**

(30) **Foreign Application Priority Data**

The ornamental design for an exercise implement, as shown.

May 31, 1999 (SE) ..... 99-0985

**DESCRIPTION**

(51) **LOC (7) Cl.** ..... **21-02**

FIG. 1 is a side perspective view of an exercise implement showing our new design;

(52) **U.S. Cl.** ..... **D21/679**; D21/662

FIG. 2 is a side view thereof; and,

(58) **Field of Search** ..... D21/662, 679, D21/680; 482/109, 51; 135/65, 83, 72


FIG. 3 is an enlarged top end view thereof.

(56) **References Cited**

**U.S. PATENT DOCUMENTS**

4,688,788 \* 8/1987 Olufs ..... 482/109

**1 Claim, 1 Drawing Sheet**






FIG. 1

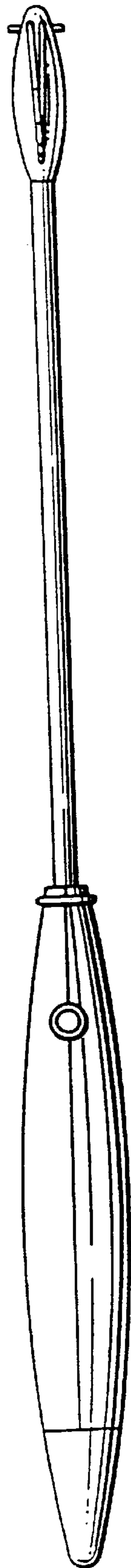


FIG. 2

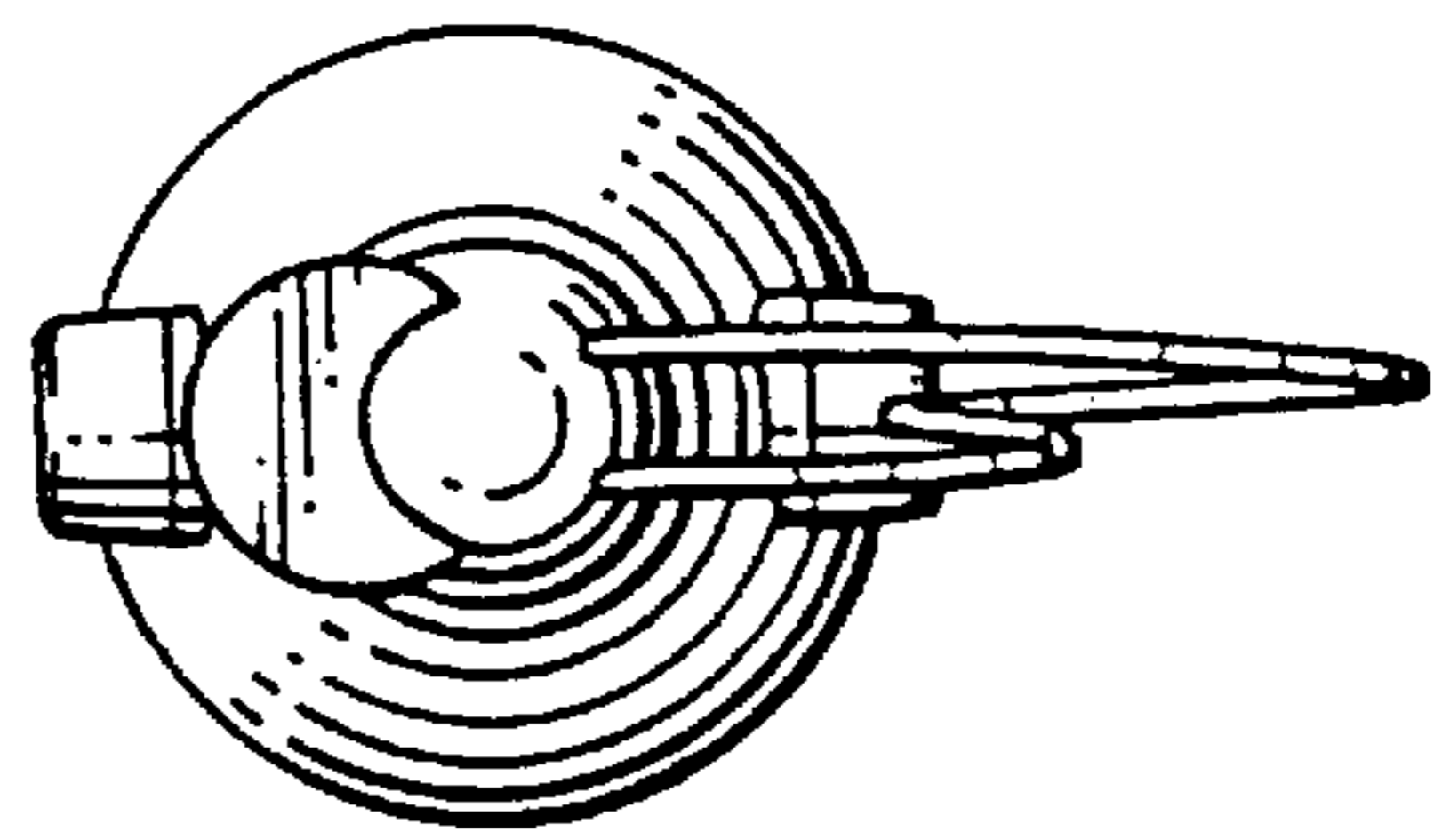


FIG. 3