



US00D444185S

(12) **United States Design Patent**
Stewart et al.

(10) **Patent No.:** **US D444,185 S**
(45) **Date of Patent:** **** Jun. 26, 2001**

(54) **DETACHABLE FOOTPLATE FOR SCOOTER**

(76) Inventors: **Harry Stewart**, 236 2nd St.; **Marc Firestone**, 311 Eleventh St., both of Huntington Beach, CA (US) 92648

(**) Term: **14 Years**

(21) Appl. No.: **29/135,750**

(22) Filed: **Jan. 17, 2001**

(51) **LOC (7) Cl.** **21-01**

(52) **U.S. Cl.** **D21/423**

(58) **Field of Search** D21/419, 421, D21/423, 424, 426, 435, 533, 760, 765, 771; D12/107, 110-112; 280/87.01, 87.021, 87.041, 87.042; 180/181, 216

(56) **References Cited**

U.S. PATENT DOCUMENTS

D. 146,365	*	2/1947	Kinslow	D21/423
D. 148,848	*	3/1948	Gezari	D21/423
D. 243,206	*	1/1977	Sherwood	D21/765
2,825,575	*	3/1958	Mickels	D21/423
4,761,014	*	8/1988	Huang	280/87.041
5,975,546	*	11/1999	Strand	280/87.042
6,168,175	*	1/2001	Lan	280/87.041

* cited by examiner

Primary Examiner—Raphael Barkai
(74) *Attorney, Agent, or Firm*—Steins & Associates

(57) **CLAIM**

What is claimed is the ornamental design for a detachable footplate for scooter, as shown and described.

DESCRIPTION

FIG. 1 is a perspective view of the detachable footplate for scooter;

FIG. 2 is a perspective view of the detachable footplate for scooter;

FIG. 3 is a top view of the detachable footplate for scooter;

FIG. 4 is a side view of the detachable footplate for scooter;

FIG. 5 is a front view of the detachable footplate for scooter;

FIG. 6 is a bottom view of the detachable footplate for scooter;

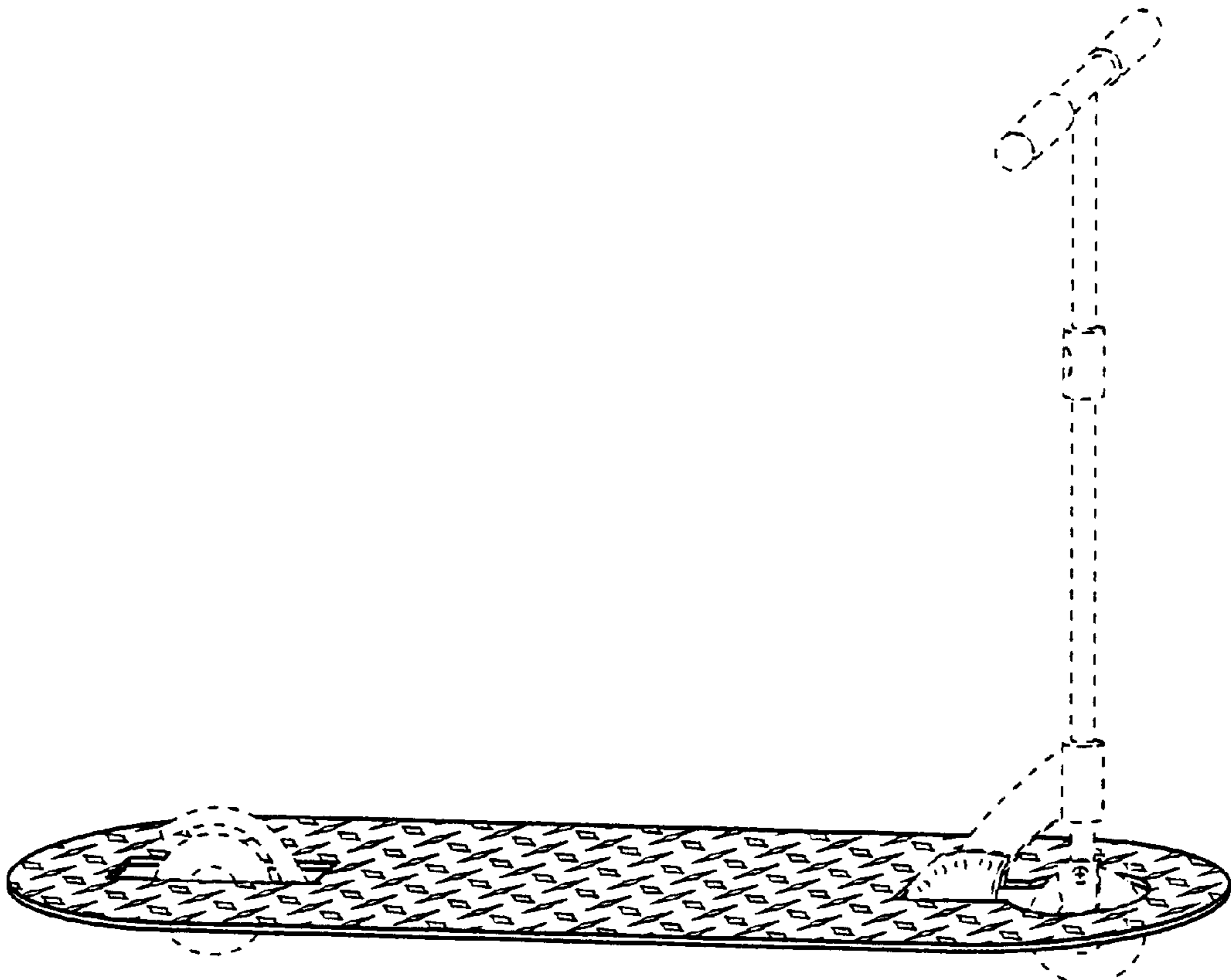
FIG. 7 is a perspective view of the smooth top detachable footplate for scooter;

FIG. 8 is a perspective view of the smooth top detachable footplate for scooter; and,

FIG. 9 is a top view of the smooth top detachable footplate for scooter.

The broken lines shown in FIGS. 1, 6 and 7 is for illustrative purposes only and forms no part of the claimed design.

1 Claim, 3 Drawing Sheets



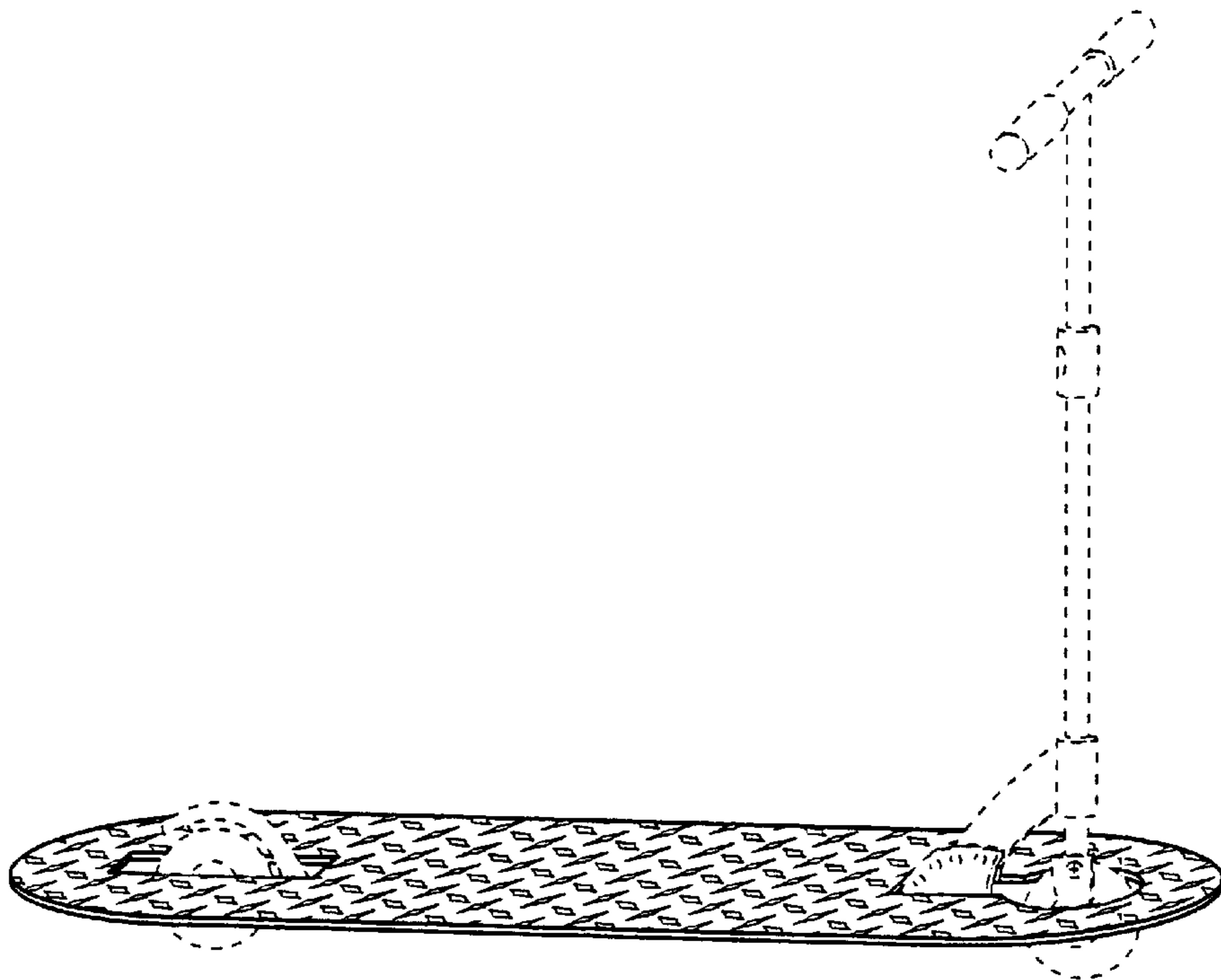


FIG. 1

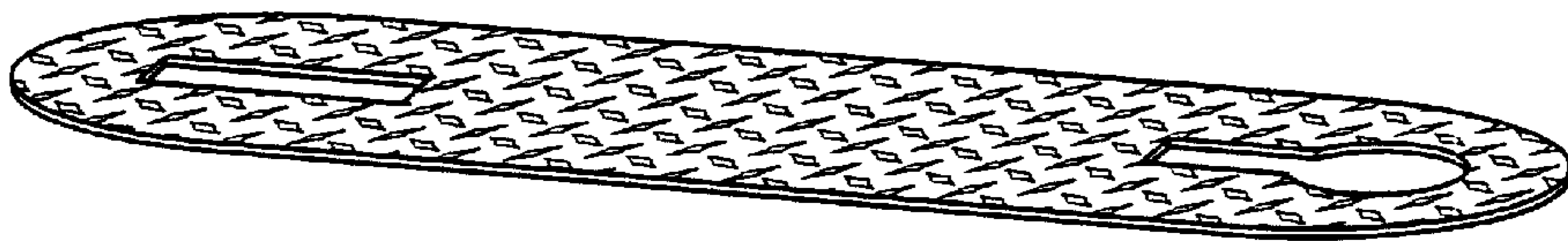


FIG. 2

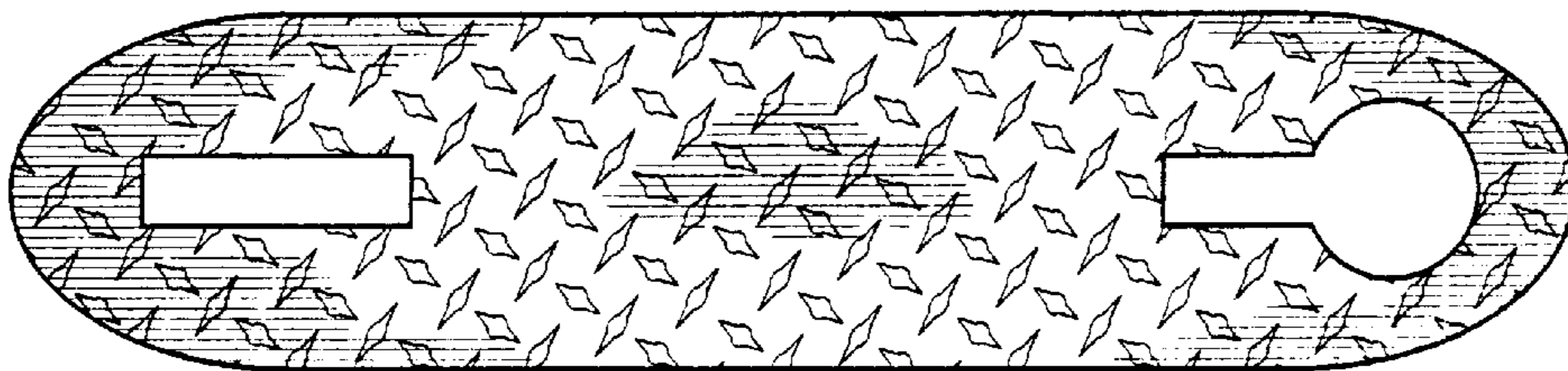


FIG. 3




FIG. 4



FIG. 5




FIG. 6

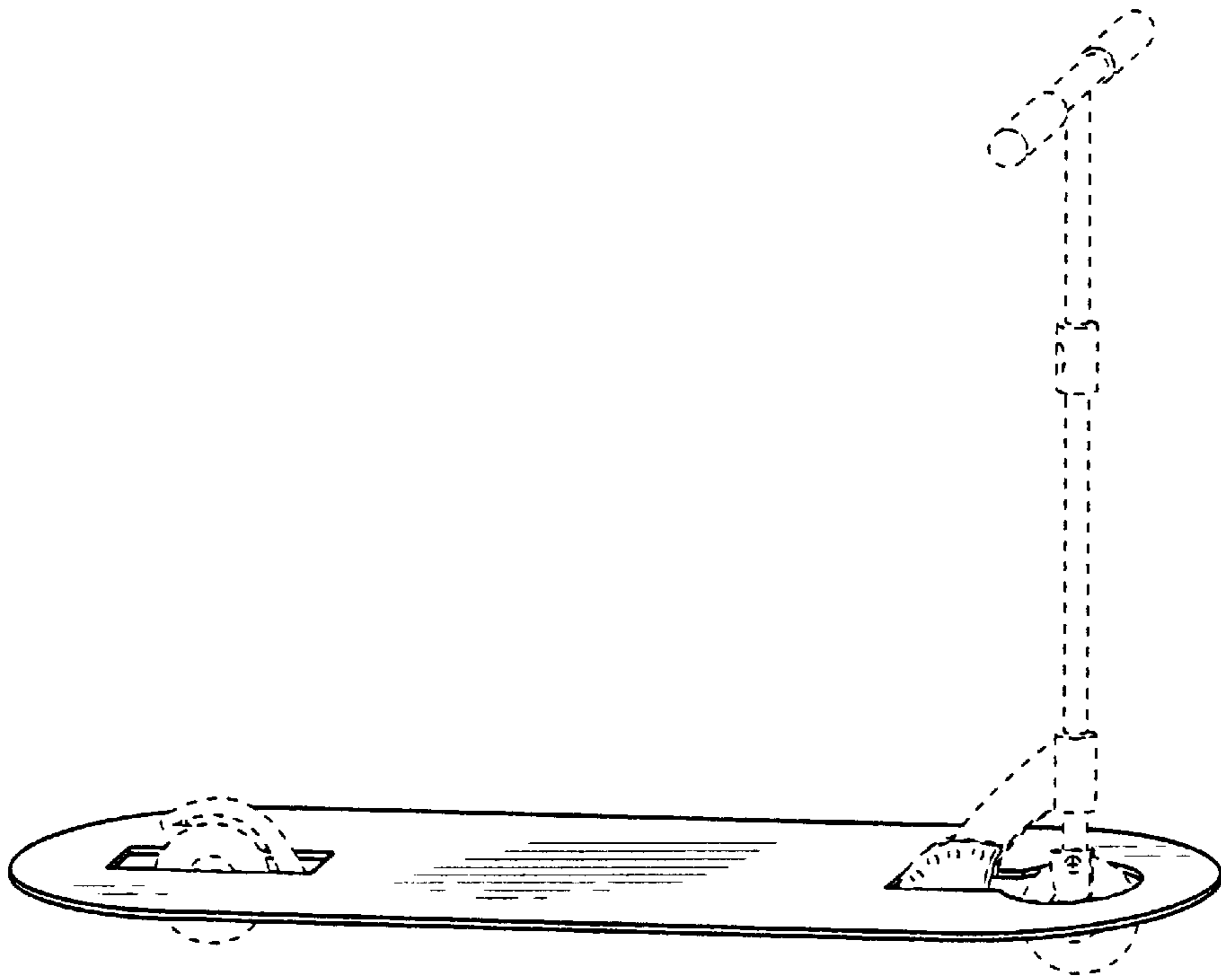


FIG. 7



FIG. 8




FIG. 9