



US00D444178S

(12) **United States Design Patent**
Citron

(10) **Patent No.: US D444,178 S**

(45) **Date of Patent: ** Jun. 26, 2001**

(54) **AUTOMOBILE STEERING WHEEL
CLIPBOARD WITH DOCUMENT POCKET**

(76) **Inventor: Chaim Citron, 65-52 160th St. Apt. 2F,
Flushing, NY (US) 11365**

(**) **Term: 14 Years**

(21) **Appl. No.: 29/126,198**

(22) **Filed: Jul. 10, 2000**

(51) **LOC (7) Cl. 19-02**

(52) **U.S. Cl. D19/88; D19/91; D12/177**

(58) **Field of Search D12/177; D19/52,
D19/65, 78, 84, 88, 90, 91, 99, 100; 108/44;
224/400, 276, 277; 248/441.1, 684, 446,
447, 447.1, 447.2, 450, 451, 452, 459,
460; 281/45**

4,974,805	12/1990	Douglas	248/447.1
4,995,637	2/1991	Muraishi	280/727
5,060,581	10/1991	Malinski	108/44
5,177,665	*	1/1993	Frank et al. 224/276 X
5,324,076	*	6/1994	Nieradka 281/45
5,386,785	2/1995	Naor	108/44
5,487,521	1/1996	Callahan	248/441.1
5,845,585	*	12/1998	Meeus et al. 108/44
6,062,145	*	5/2000	Lin 108/44

* cited by examiner

Primary Examiner—Martie K. Holtje

(74) *Attorney, Agent, or Firm*—Gottlieb, Rackman & Reisman, P.C.

(57) **CLAIM**

I claim the ornamental design for an automobile steering wheel clipboard with document pocket, as shown and described.

(56) **References Cited**

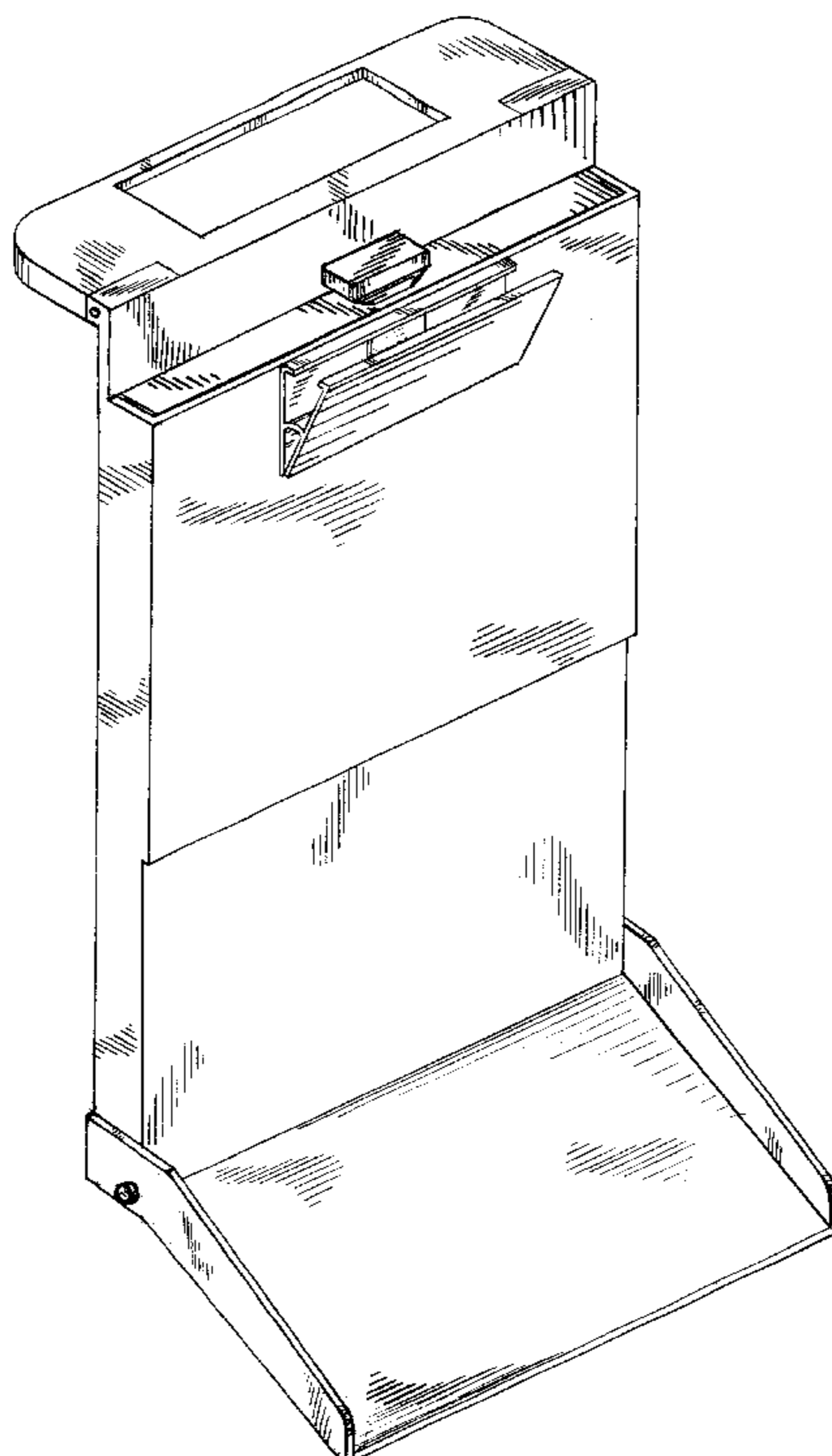
U.S. PATENT DOCUMENTS

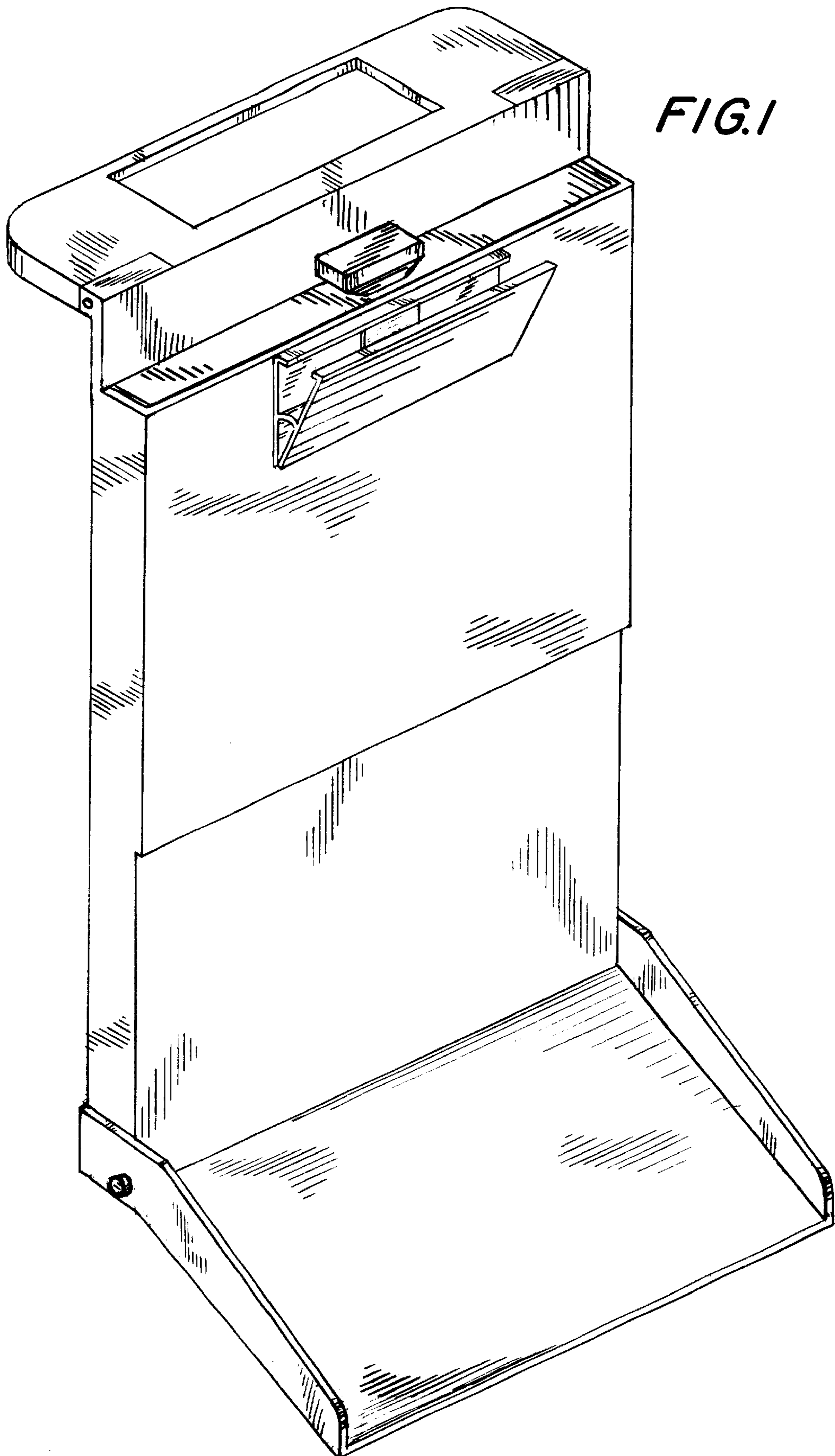
D. 226,040	1/1973	Beefi	D19/88
D. 257,589	12/1980	Shaffert	D19/88
D. 261,903	*	11/1981	Mulder D19/88
D. 317,788	6/1991	DeWitt	D19/88
D. 318,299	7/1991	Moberg	D19/88
D. 321,012	10/1991	Wright	D19/88
D. 330,915	11/1992	Shing-Wai	D19/88
D. 356,339	*	3/1995	Geborek D19/88
2,850,296	*	9/1958	Ratliff D19/88 X
4,139,217	2/1979	Jamison	281/15
4,166,559	9/1979	Richardson	224/276
4,375,881	3/1983	Mitchell	248/441
4,726,607	*	2/1988	White 281/45
4,955,576	9/1990	Moberg	248/449

DESCRIPTION

FIG. 1 is an overall perspective view of my automobile steering wheel clipboard with document pocket;
FIG. 2 is a side view of my automobile steering wheel clipboard with document pocket;
FIG. 3 is a top view of my automobile steering wheel clipboard with document pocket;
FIG. 4 is a bottom view of my automobile steering wheel clipboard with document pocket;
FIG. 5 is a rear view of my automobile steering wheel clipboard with document pocket; and,
FIG. 6 is a perspective view of the document pocket removed and shown separately for ease of illustration.

1 Claim, 4 Drawing Sheets





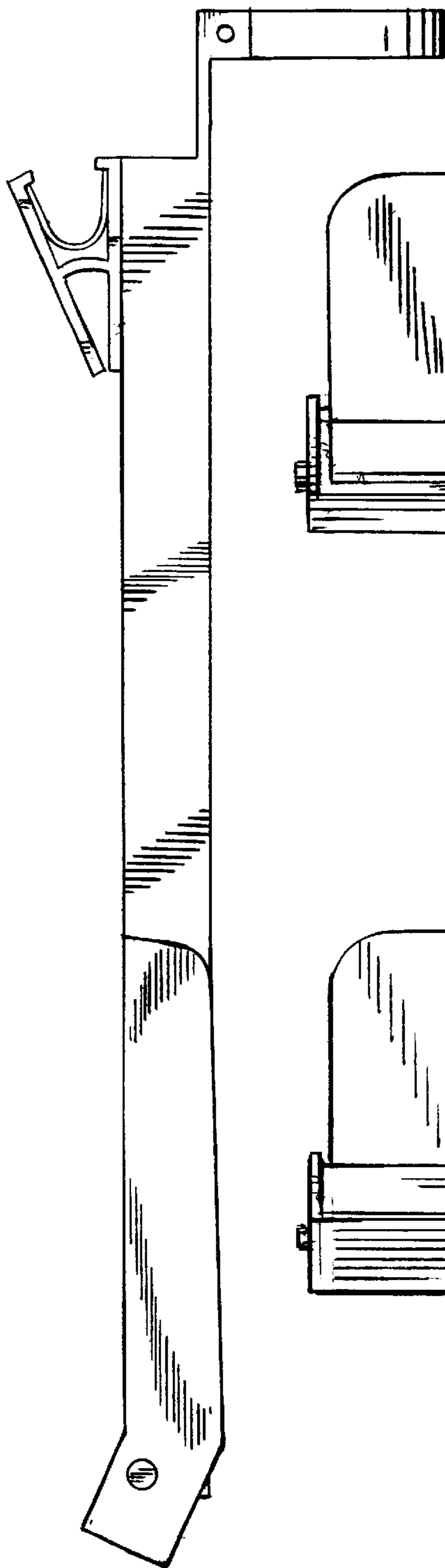


FIG. 2

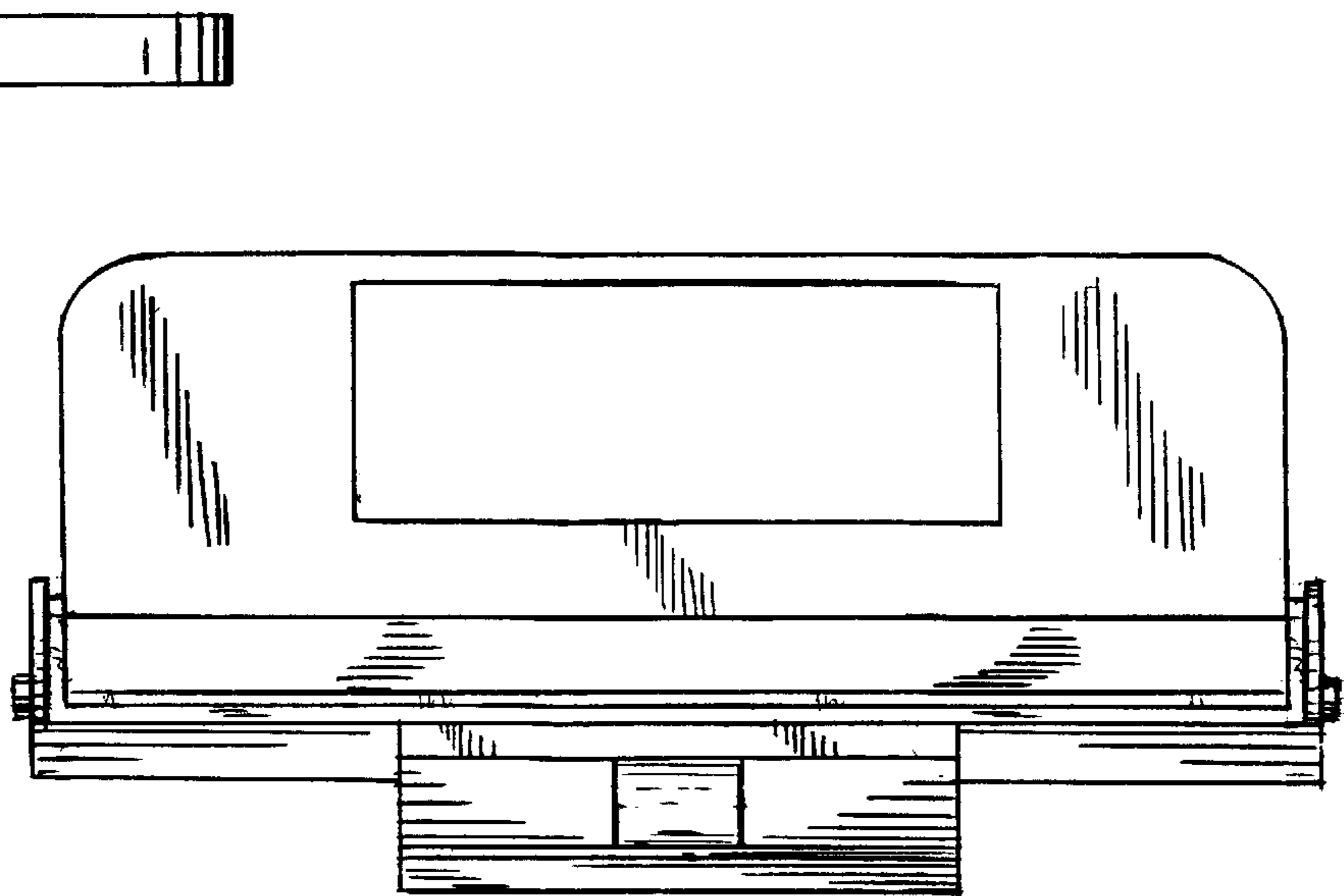


FIG. 3




FIG. 4




FIG. 5

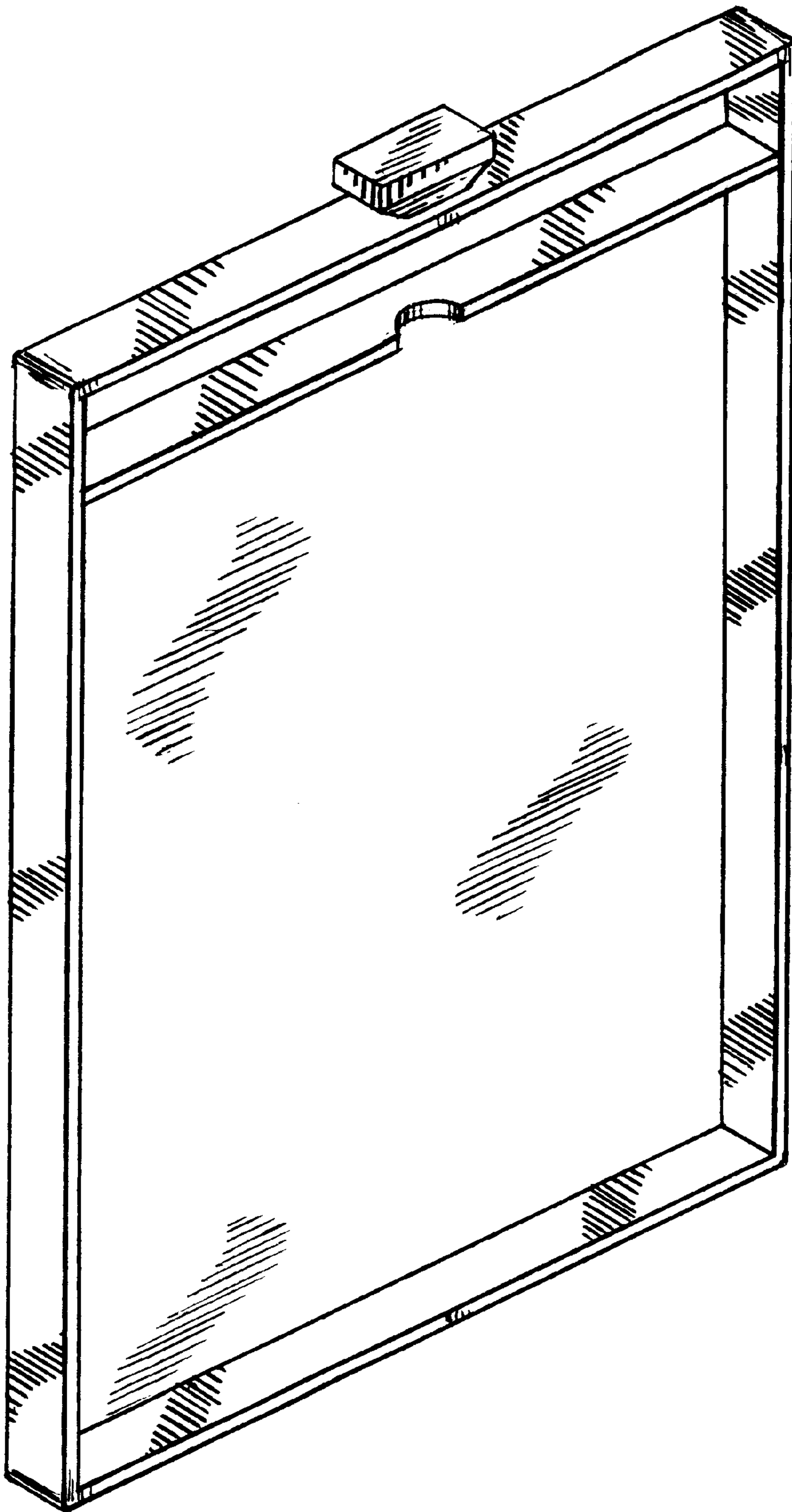


FIG. 6