



US00D444175S

(12) **United States Design Patent**  
**Omura**

(10) **Patent No.:** **US D444,175 S**

(45) **Date of Patent:** **\*\* Jun. 26, 2001**

(54) **CORRECTION PEN**

(75) Inventor: **Takashi Omura**, Tokyo (JP)

(73) Assignee: **Pentel Kabushiki Kaisha** (JP)

(\*\*) Term: **14 Years**

(21) Appl. No.: **29/132,317**

(22) Filed: **Nov. 7, 2000**

(30) **Foreign Application Priority Data**

May 23, 2000 (JP) ..... 12-013534

(51) **LOC (7) Cl.** ..... **19-06**

(52) **U.S. Cl.** ..... **D19/49; D19/53; D19/66**

(58) **Field of Search** ..... D19/35, 36, 41-51,  
D19/53-58, 81-85; 401/196, 134, 198,  
202, 206, 260-262, 88, 6, 7, 209; 222/212,  
519, 544, 548

(56) **References Cited**

**U.S. PATENT DOCUMENTS**

- D. 150,224 \* 7/1948 Green et al. .... D19/49
- D. 242,245 \* 11/1976 Butler et al. .... D19/49
- D. 242,256 \* 11/1976 Butler et al. .... D19/49

- D. 329,661 \* 9/1992 Kimura ..... D19/53
- D. 428,441 \* 7/2000 Isobe et al. .... D19/53
- 3,133,336 \* 5/1964 Marinace ..... 401/206
- 3,234,918 \* 2/1966 Gigli ..... 401/134
- 4,408,921 \* 10/1983 Nagai ..... 401/198

\* cited by examiner

*Primary Examiner*—Martie K. Holtje

(74) *Attorney, Agent, or Firm*—Adams & Wilks


(57) **CLAIM**

The ornamental design for a correction pen, as shown and described.


**DESCRIPTION**

FIG. 1 is a top, front and right perspective view of a correction pen showing my new design;  
 FIG. 2 is a front elevational view thereof, the rear being the same in appearance as the front;  
 FIG. 3 is a right side elevational view thereof;  
 FIG. 4 is a left side elevational view thereof;  
 FIG. 5 is a top plan view thereof;  
 FIG. 6 is a bottom plan view thereof; and,  
 FIG. 7 is a sectional view thereof taken along line 7—7 in FIG. 2.

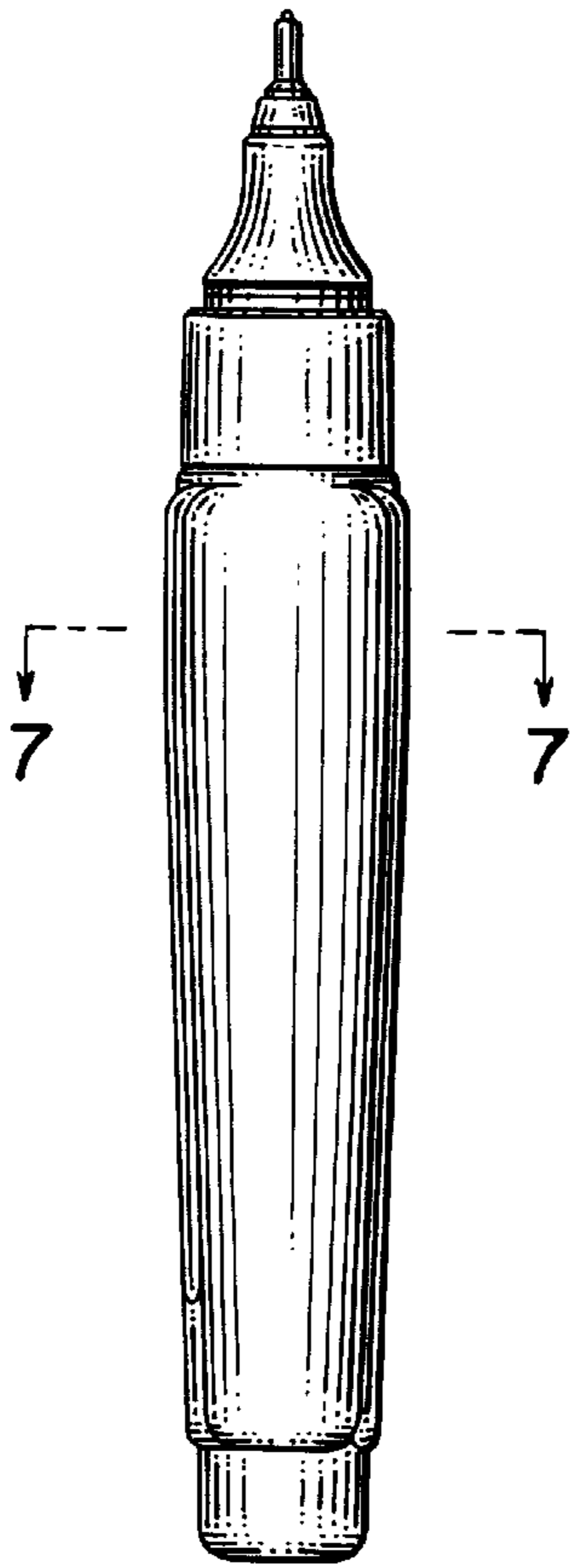
**1 Claim, 1 Drawing Sheet**



**FIG. 1**



**FIG. 2**



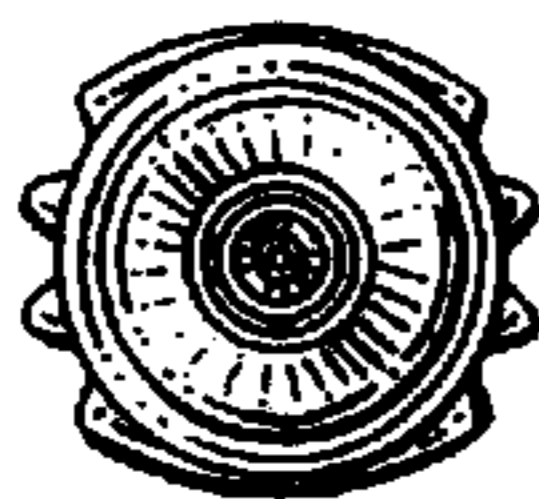
**FIG. 3**



**FIG. 4**



**FIG. 5**



**FIG. 6**



**FIG. 7**

