



US00D444174S

(12) **United States Design Patent**  
**Izushima**

(10) **Patent No.:** **US D444,174 S**

(45) **Date of Patent:** **\*\* Jun. 26, 2001**

(54) **WRITING INSTRUMENT**

2,491,082 \* 12/1949 Biro ..... 401/114

(75) Inventor: **Hiromichi Izushima**, Kawagoe (JP)

\* cited by examiner

(73) Assignee: **Kotobuki & Co., Ltd.**, Kyoto (JP)

*Primary Examiner*—Martie K. Holtje

(\*\*) Term: **14 Years**

(74) *Attorney, Agent, or Firm*—McGinn & Gibb, PLLC

(21) Appl. No.: **29/132,190**

(57) **CLAIM**

(22) Filed: **Nov. 6, 2000**

The ornamental design for a writing instrument, as shown and described.

(51) **LOC (7) Cl.** ..... **19-06**

**DESCRIPTION**

(52) **U.S. Cl.** ..... **D19/48; D19/55**

FIG. 1 is a front elevational view of the writing instrument according to the present invention;

(58) **Field of Search** ..... D19/35, 36, 41-51,  
D19/53-58, 81-85; 401/99, 100, 101-103,  
104, 109, 110, 115, 116, 209, 114

FIG. 2 is a right side elevational view of the writing instrument of FIG. 1, the left side being a mirror image of the right side;

(56) **References Cited**

FIG. 3 is a rear elevational view of the writing instrument of FIG. 1;

**U.S. PATENT DOCUMENTS**

D. 98,265	*	1/1936	Lynn	.....	D19/49
D. 124,725	*	1/1941	Ornstein	.....	D19/51
D. 128,366	*	7/1941	Derham	.....	D9/335
D. 179,615	*	1/1957	Spatz	.....	D19/48
D. 211,816	*	7/1968	Swett et al.	.....	D9/452 X
D. 321,719	*	11/1991	Nitta	.....	D19/48
D. 421,052	*	3/2000	Yazawa	.....	D19/48
D. 431,262	*	9/2000	Izushima	.....	D19/48

FIG. 4 is a top plan view of the writing instrument of FIG. 1;

FIG. 5 is a bottom plan view of the writing instrument of FIG. 1; and,

FIG. 6 is a perspective view of the writing instrument of FIG. 1.

**1 Claim, 2 Drawing Sheets**

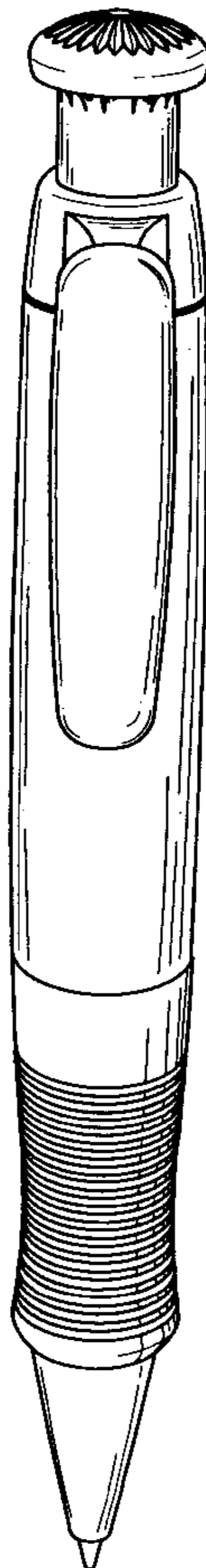


FIG. 2

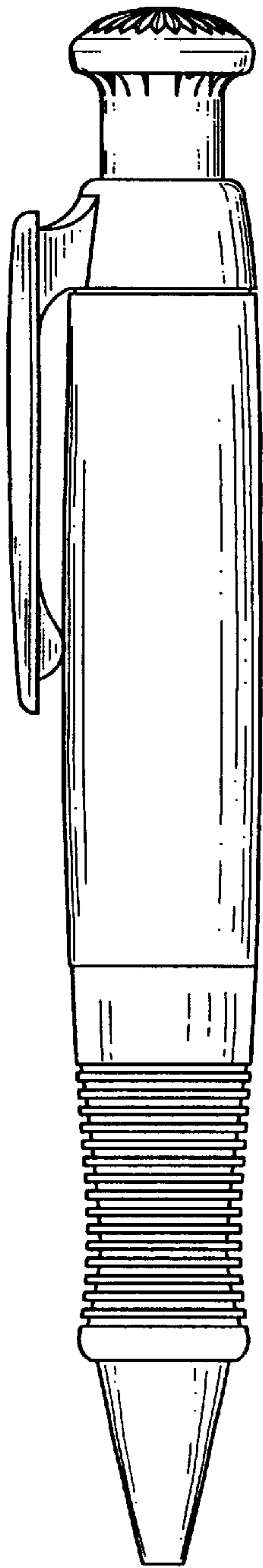


FIG. 1

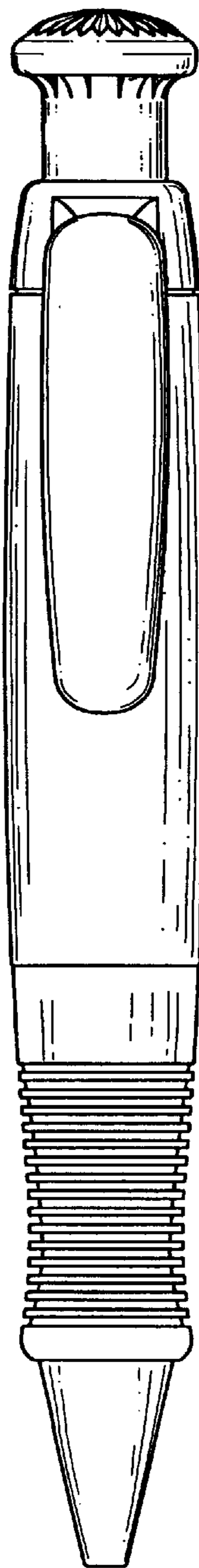


FIG. 3




FIG. 6




FIG. 4




FIG. 5

