



US00D444173S

(12) **United States Design Patent**  
**Izushima**

(10) **Patent No.:** **US D444,173 S**

(45) **Date of Patent:** **\*\* Jun. 26, 2001**

(54) **WRITING INSTRUMENT**

(75) Inventor: **Hiromichi Izushima**, Kawagoe (JP)

(73) Assignee: **Kotobuki & Co., Ltd.**, Kyoto (JP)

(\*\*) Term: **14 Years**

(21) Appl. No.: **29/131,684**

(22) Filed: **Oct. 27, 2000**

(30) **Foreign Application Priority Data**

Apr. 28, 2000 (JP) ..... 12-015285

(51) **LOC (7) Cl.** ..... **19-06**

(52) **U.S. Cl.** ..... **D19/48; D19/56; D19/55**

(58) **Field of Search** ..... D19/35, 36, 41-51,  
D19/53-58, 81-85; 401/99, 100, 101, 102,  
103, 109, 110, 114-116, 6, 7, 88

(56) **References Cited**

**U.S. PATENT DOCUMENTS**

- D. 335,306 \* 5/1993 Poisson et al. .... D19/48
- D. 375,524 \* 11/1996 Takahashi ..... D19/48

- D. 421,052 \* 2/2000 Yazawa ..... D19/48
- D. 427,634 \* 7/2000 Izushima ..... D19/56
- D. 430,207 \* 8/2000 Izushima ..... D19/48
- D. 431,262 \* 9/2000 Izushima ..... D19/48
- D. 435,065 \* 12/2000 Nagel ..... D19/50

\* cited by examiner

*Primary Examiner*—Martie K. Holtje

(74) *Attorney, Agent, or Firm*—McGinn & Gibb, PLLC

(57) **CLAIM**

The ornamental design for a writing instrument, as shown and described.

**DESCRIPTION**

FIG. 1 is a front elevational view of the writing instrument according to the present invention;  
 FIG. 2 is a left side elevational view of the writing instrument, the right side being a mirror image of the right side;  
 FIG. 3 is a rear elevational view of the writing instrument;  
 FIG. 4 is a bottom plan view of the writing instrument; and,  
 FIG. 5 is a top plan view of the writing instrument.

**1 Claim, 1 Drawing Sheet**




FIG. 1

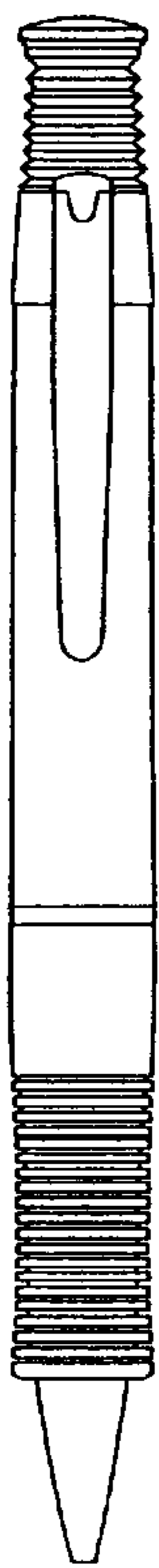


FIG. 2




FIG. 3



FIG. 4



FIG. 5

