



US00D444168S

(12) **United States Design Patent**
Plake

(10) **Patent No.:** **US D444,168 S**

(45) **Date of Patent:** **** Jun. 26, 2001**

(54) RACKET DRUM	5,106,332	4/1992	Segan et al.	446/415
	5,188,359	2/1993	Wu	473/528
(75) Inventor: Thomas L. Plake , 3481 Eastern Rd., Norton, OH (US) 44203	5,217,222	6/1993	Rudell et al.	473/528
	5,326,097	7/1994	Yu	473/528

(73) Assignees: **Thomas L. Plake**, Norton; **William L. Plake**, Union, both of OH (US)

(**) Term: **14 Years**

(21) Appl. No.: **29/126,854**

(22) Filed: **Jul. 25, 2000**

(51) **LOC (7) Cl.** **17-04**

(52) **U.S. Cl.** **D17/22**

(58) **Field of Search** D17/22, 99; D21/405,
D21/406, 729-731; 84/418-420, 422.1,
402; 446/418, 419; 473/528

(56) **References Cited**

U.S. PATENT DOCUMENTS

D. 73,752	*	11/1927	Marks	D21/406
D. 206,487	*	12/1966	Ryan	D21/405
D. 215,123	*	9/1969	Cohen	D17/22
D. 278,642	*	4/1985	Martinez	D21/406
D. 317,953		7/1991	Hall	D21/406
D. 343,664	*	1/1994	Maguire	D21/731
479,636		7/1892	Droop	84/422.1
4,150,602	*	4/1979	Santiago, Sr.	84/402

* cited by examiner

Primary Examiner—Adir Aronovich

(74) *Attorney, Agent, or Firm*—Sand & Sebolt

(57) **CLAIM**

The ornamental design for a racket drum, as shown and described.

DESCRIPTION

FIG. 1 is a perspective view of a racket drum showing my new design;

FIG. 2 is a front elevational view of the racket drum as shown in FIG. 1;

FIG. 3 is a side view of FIG. 2;


FIG. 4 is a top view of FIG. 2;

FIG. 5 is a bottom view of FIG. 2; and,

FIG. 6 is a rear elevational view of FIG. 2.

The broken lines showing a team logo on the front side of the racket drum and the team slogan on the rear side of the racket drum are for illustrative purposes only and form no part of the claimed design.

1 Claim, 5 Drawing Sheets






FIG. 1

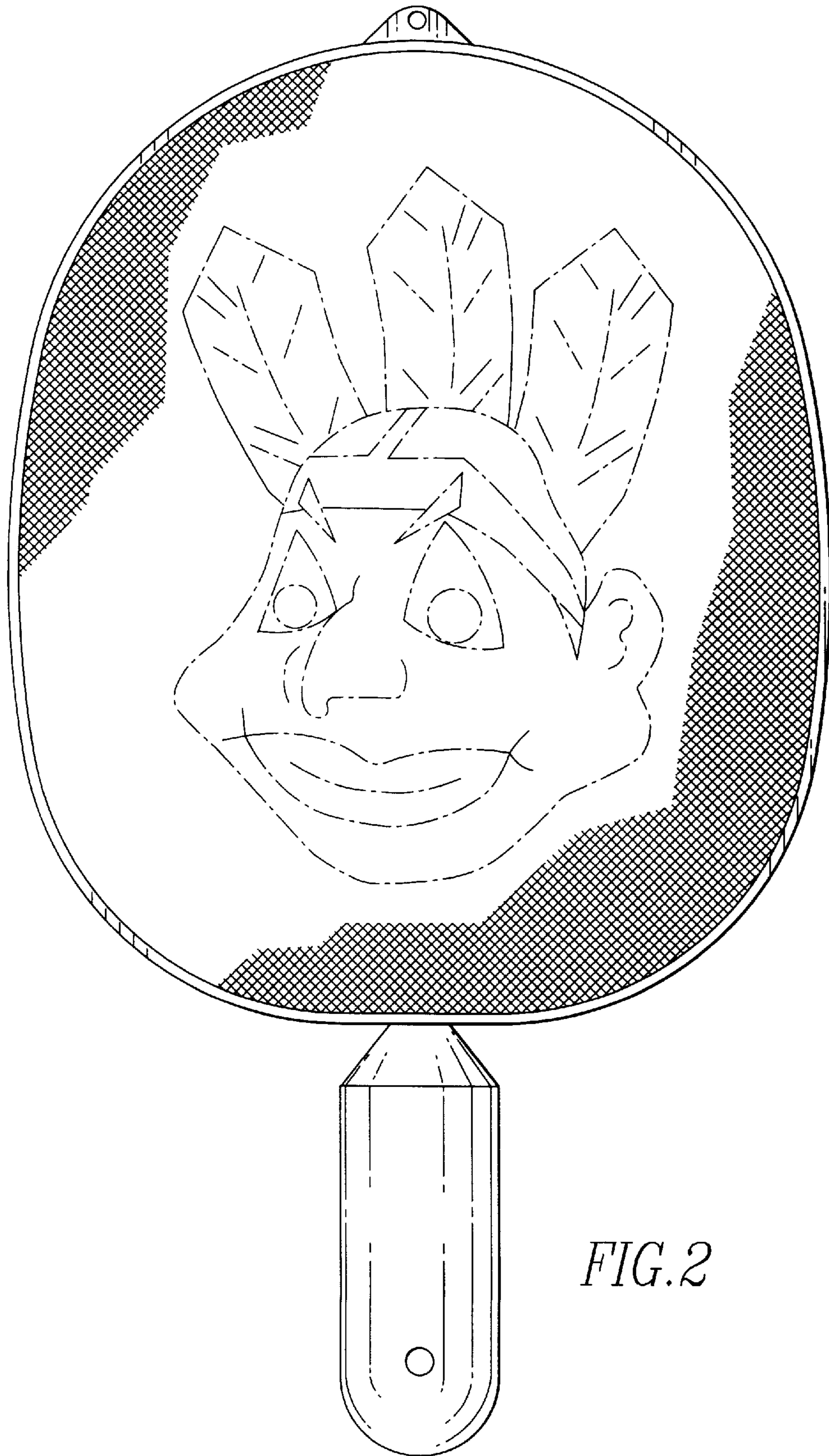


FIG. 2

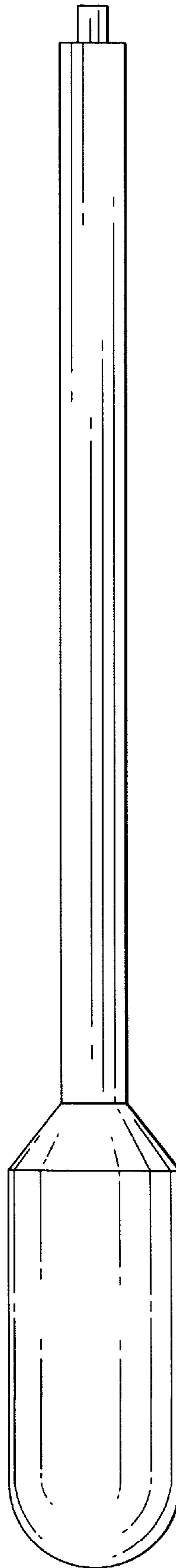


FIG. 3

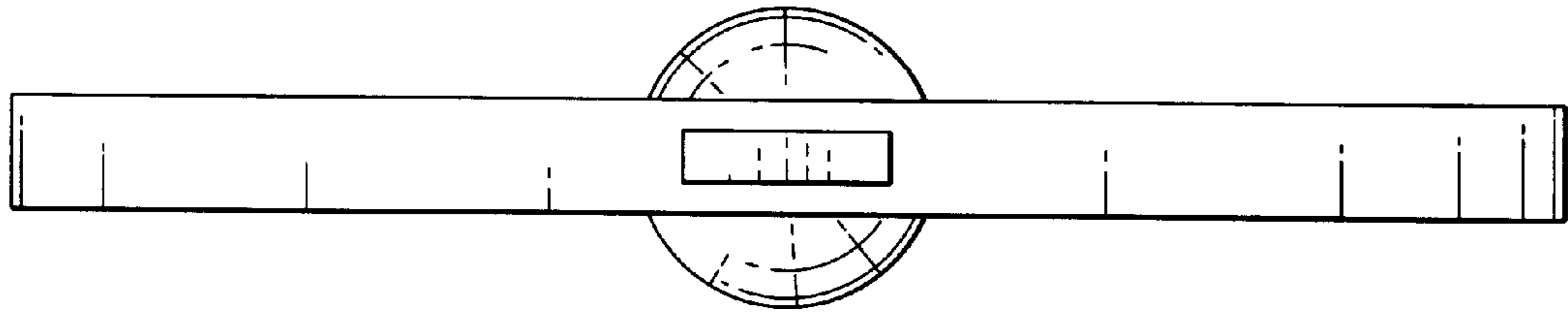


FIG. 4

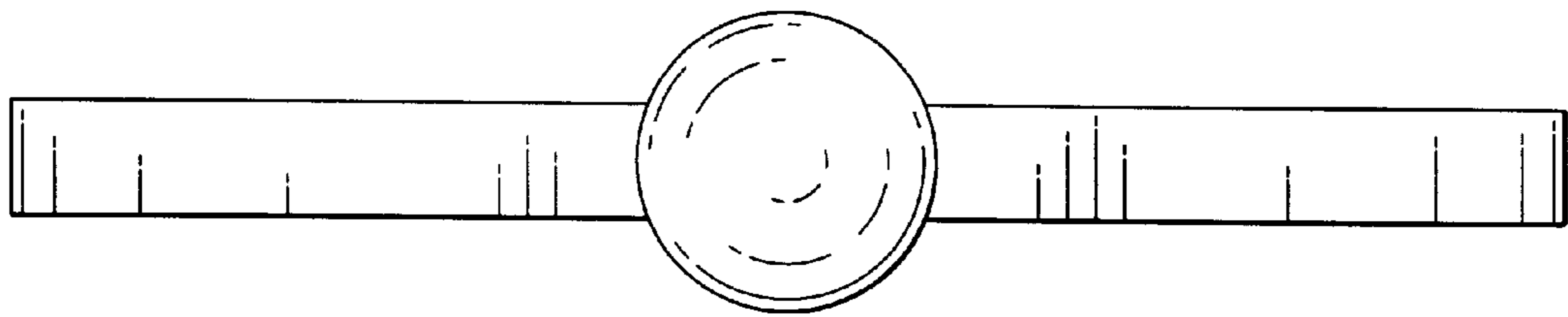


FIG. 5




FIG. 6