



US00D444167S

(12) **United States Design Patent**
Charters

(10) **Patent No.:** **US D444,167 S**

(45) **Date of Patent:** **** Jun. 26, 2001**

- (54) **MULTI-PICK APPARATUS**
- (76) Inventor: **William J. Charters**, 4 Seasons 2
Lorraine Cir., Danville, NH (US) 03819
- (**) Term: **14 Years**
- (21) Appl. No.: **29/107,977**
- (22) Filed: **Jul. 16, 1999**
- (51) **LOC (7) Cl.** **17-03**
- (52) **U.S. Cl.** **D17/20; 84/322**
- (58) **Field of Search** **D3/204; D17/20,**
D17/99; 84/320-322, 329, 453

4,785,708	11/1988	Vaughan	84/329
4,890,531	1/1990	Tischer	84/329
5,253,562	10/1993	Kline	84/322
5,299,485	4/1994	Denton	84/329
5,594,189	1/1997	Latteri	84/322
6,127,613	* 10/2000	Hansel	84/332
6,130,374	* 10/2000	Polidori	84/322

* cited by examiner

Primary Examiner—Adir Aronovich
(74) *Attorney, Agent, or Firm*—Pearson & Pearson, LLP

(57) **CLAIM**

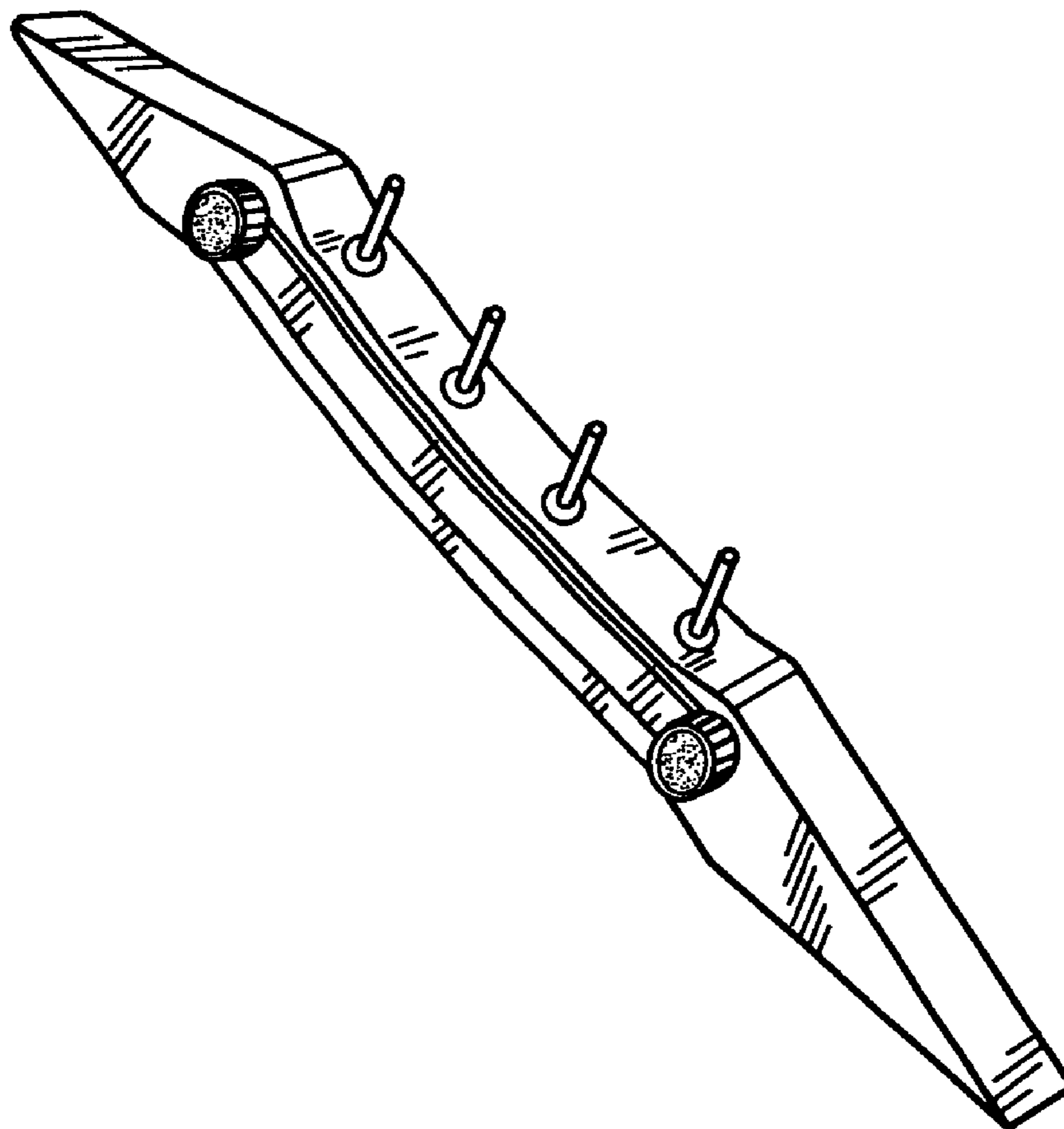
The ornamental design for the multi-pick apparatus, as shown and described.

- (56) **References Cited**
- U.S. PATENT DOCUMENTS**
- D. 257,151 9/1980 Burke D17/20
- D. 369,615 5/1996 Latteri D17/20
- 567,447 9/1896 Barrientos .
- 768,241 8/1904 Seidel .
- 3,304,826 2/1967 Caron 84/322
- 3,312,137 4/1967 Oddo 84/322
- 3,678,793 7/1972 Schutze 84/258
- 4,020,732 * 5/1977 Kelly 84/322
- 4,248,128 2/1981 Des Gaines 84/322

DESCRIPTION

FIG. 1 is a front perspective view of the multi-pick apparatus showing my new design;
FIG. 2 is a right side elevational view thereof;
FIG. 3 is a front elevational view thereof;
FIG. 4 is a rear elevational view thereof;
FIG. 5 is a top plan view thereof; and;
FIG. 6 is a bottom plan view thereof.

1 Claim, 1 Drawing Sheet



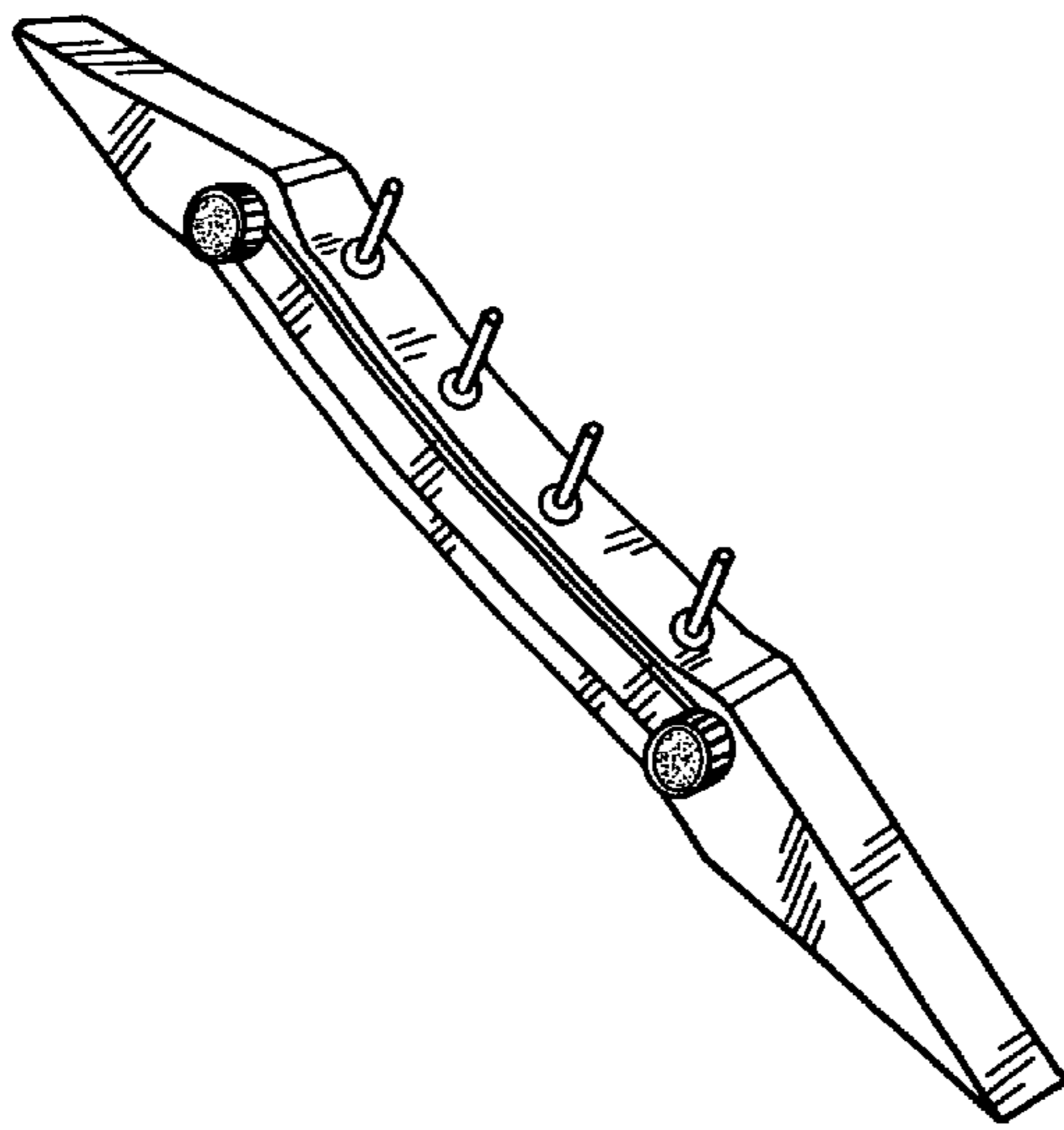


FIG. 1




FIG. 2

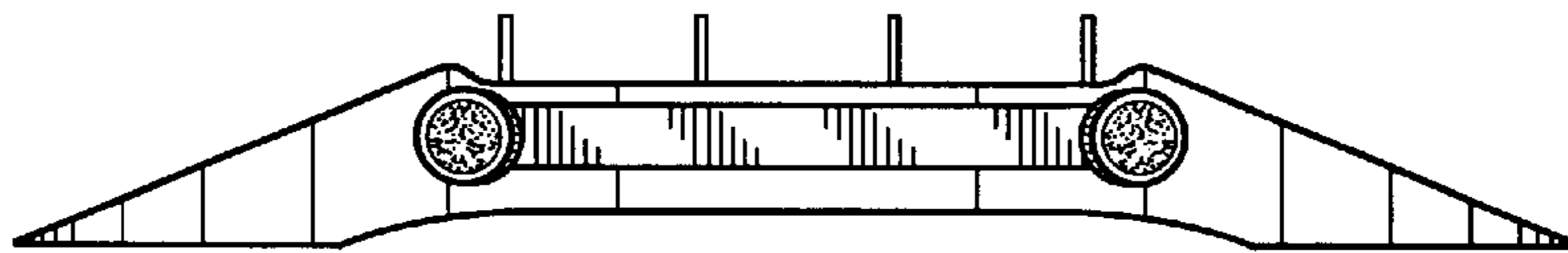


FIG. 3

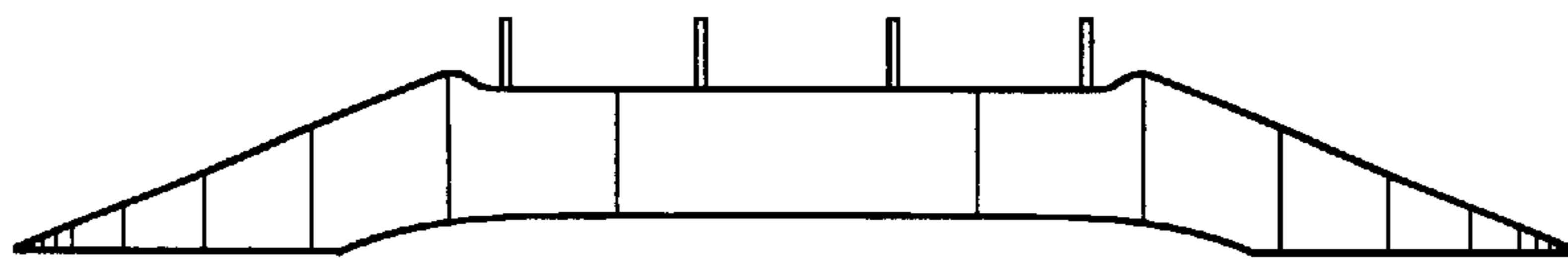


FIG. 4

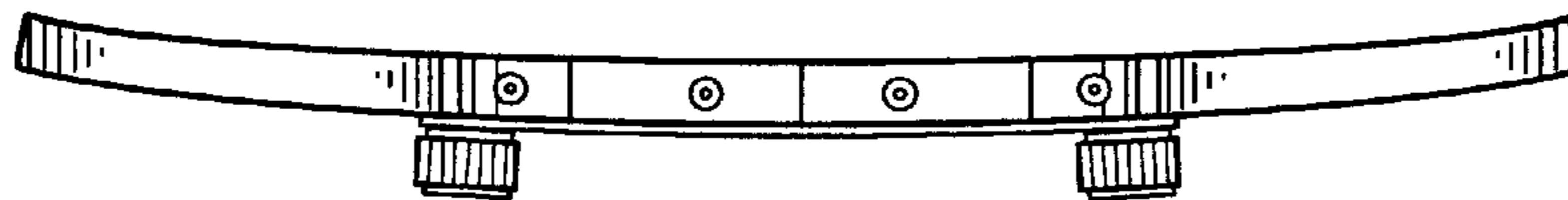


FIG. 5

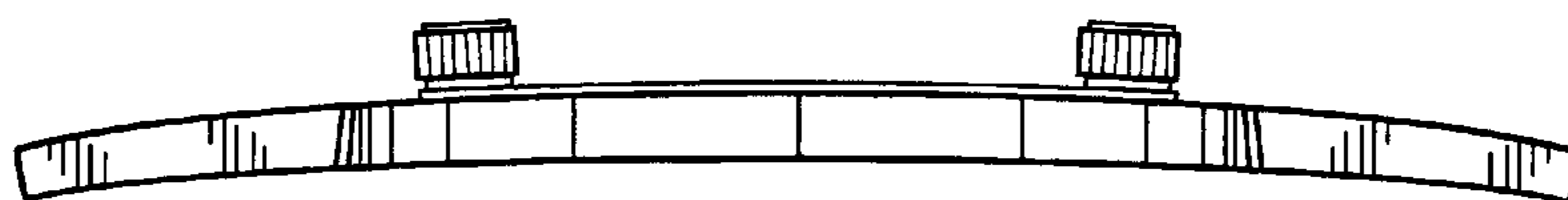


FIG. 6