



US00D444143S

(12) **United States Design Patent**
Andreini et al.

(10) **Patent No.:** **US D444,143 S**

(45) **Date of Patent:** **** Jun. 26, 2001**

(54) **MICROPHONE**

(75) Inventors: **Michael Andreini**, Stillwater; **Michael Carpenter**, Brooklyn Park; **Hoa Pham**, St. Paul; **Gregory Wright**, Savage, all of MN (US)

(73) Assignee: **Telex Communications, Inc.**, Minneapolis, MN (US)

(**) Term: **14 Years**

(21) Appl. No.: **29/112,090**

(22) Filed: **Oct. 8, 1999**

(51) **LOC (7) Cl.** **14-01**

(52) **U.S. Cl.** **D14/228**

(58) **Field of Search** D14/225-229;
181/158, 242; 381/355-360, 369, 181

(56) **References Cited**

U.S. PATENT DOCUMENTS

D. 173,367	*	11/1954	McVay	D14/228
D. 173,915	*	1/1955	Schell, Jr.	D14/228
D. 200,051	*	1/1965	Wassmann	D14/228
D. 278,625	*	4/1985	Mathiasen	D14/228
2,210,415		8/1940	Kellogg	.	
2,939,922		6/1960	Görike	.	
3,082,298		3/1963	Görike	.	
3,095,484		6/1963	Beaverson et al.	.	
3,444,955		5/1969	Hoffman	.	

3,459,902	*	8/1969	Waring	181/158
3,560,668		2/1971	Warning	.	
4,264,790		4/1981	Zlevor	.	
4,757,546		7/1988	Akino	.	
4,789,044		12/1988	Akino	.	

OTHER PUBLICATIONS

Video Review, p. 53, Audio-technica's microphone, May 1988.*

Figures of a microphone and its associated microphone grill believed to have been commercialized in the United States by the Assignee of the Applicant more than one year before Oct. 8, 1999. pp. 1-5.

* cited by examiner

Primary Examiner—Nanda Bondade

(74) *Attorney, Agent, or Firm*—Fredrikson & Byron, P.A.

(57) **CLAIM**

The ornamental design for a microphone, as shown.

DESCRIPTION

FIG. 1 is a top, right rear perspective view of a microphone showing our new design;

FIG. 2 is top plan view thereof;

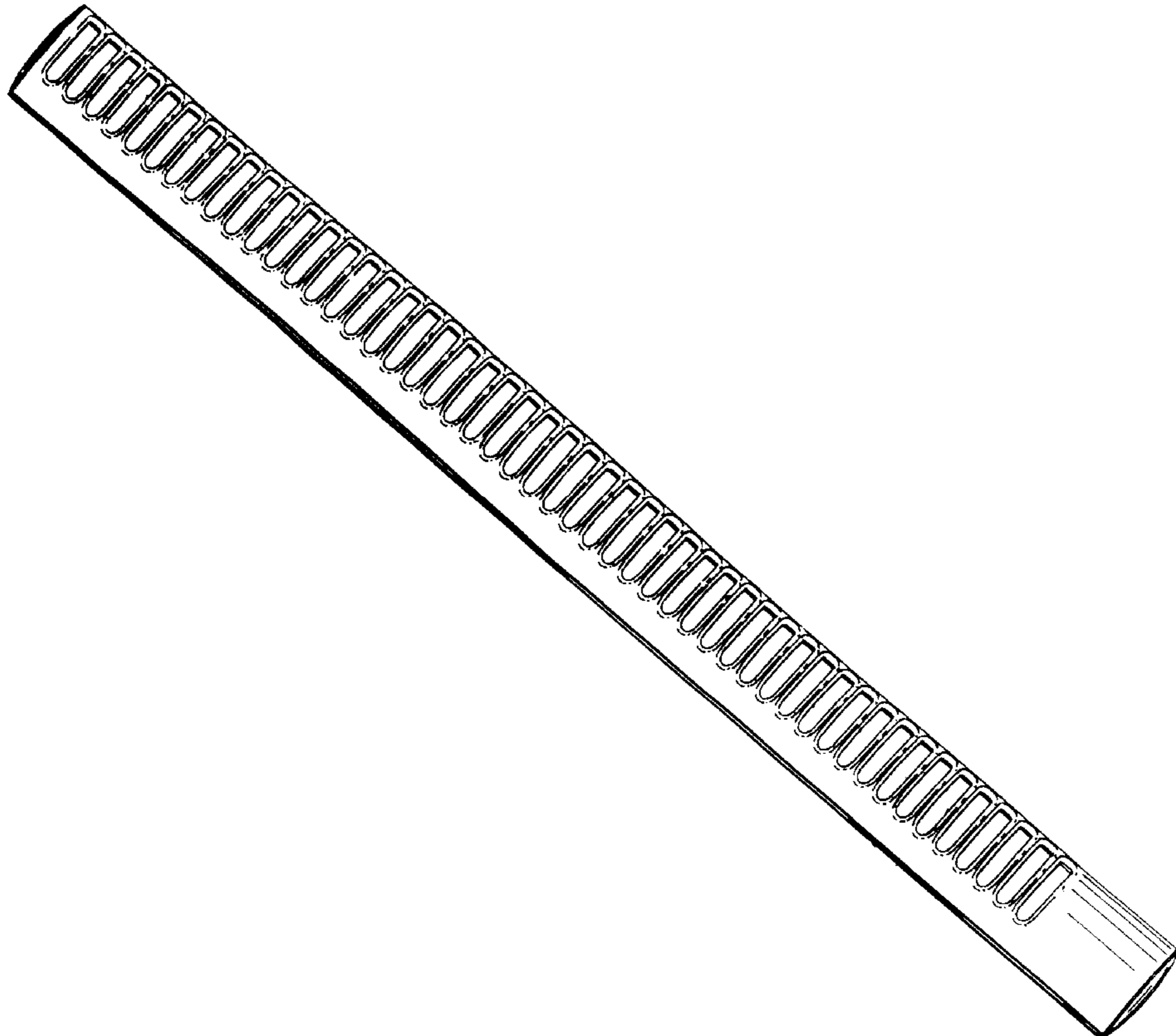
FIG. 3 is a front elevational view thereof;

FIG. 4 is a left side elevational view thereof;

FIG. 5 is a right side elevational view thereof; and,

FIG. 6 is a rear elevational view thereof.

1 Claim, 6 Drawing Sheets



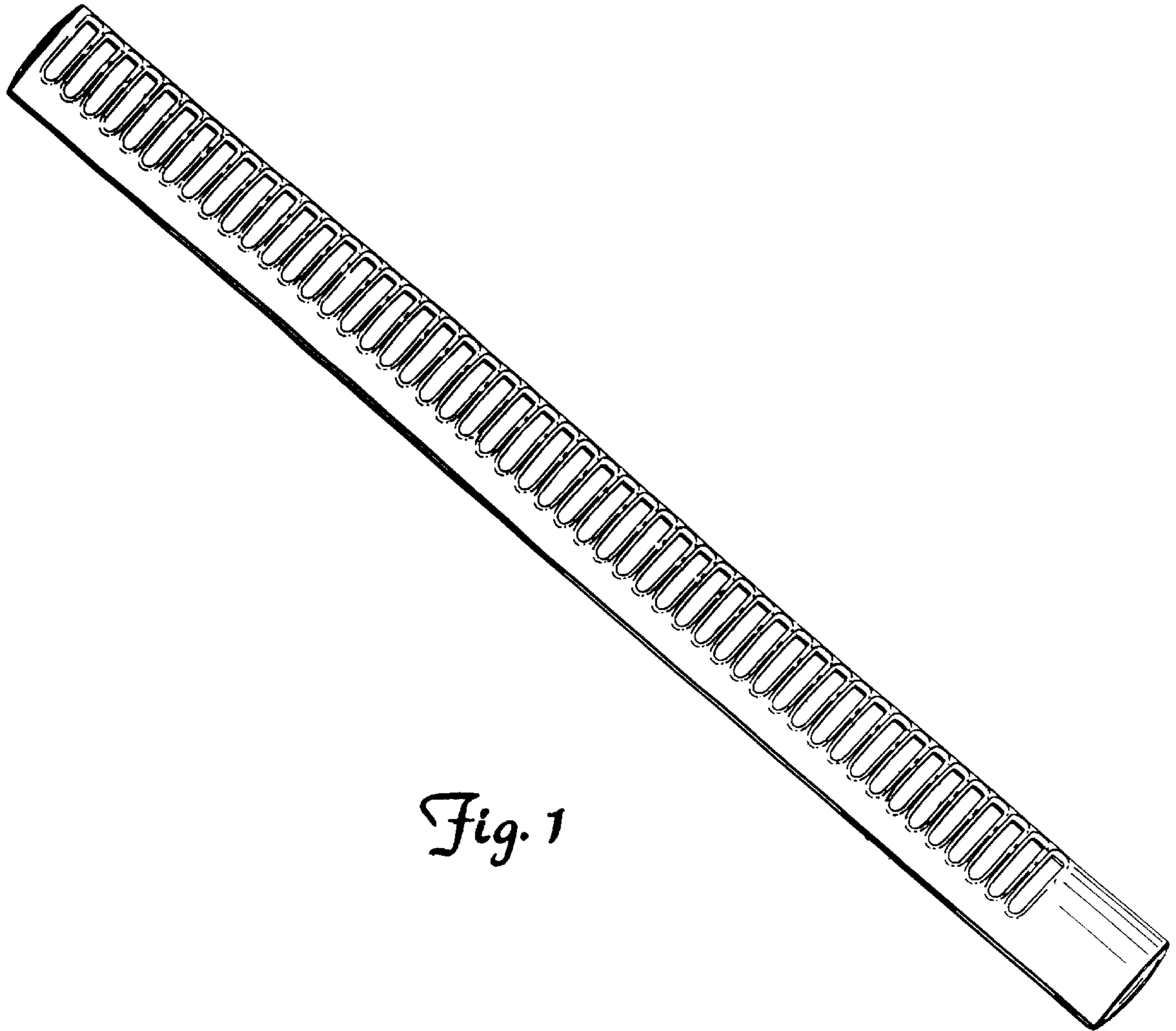


Fig. 1




Fig. 2




Fig. 3

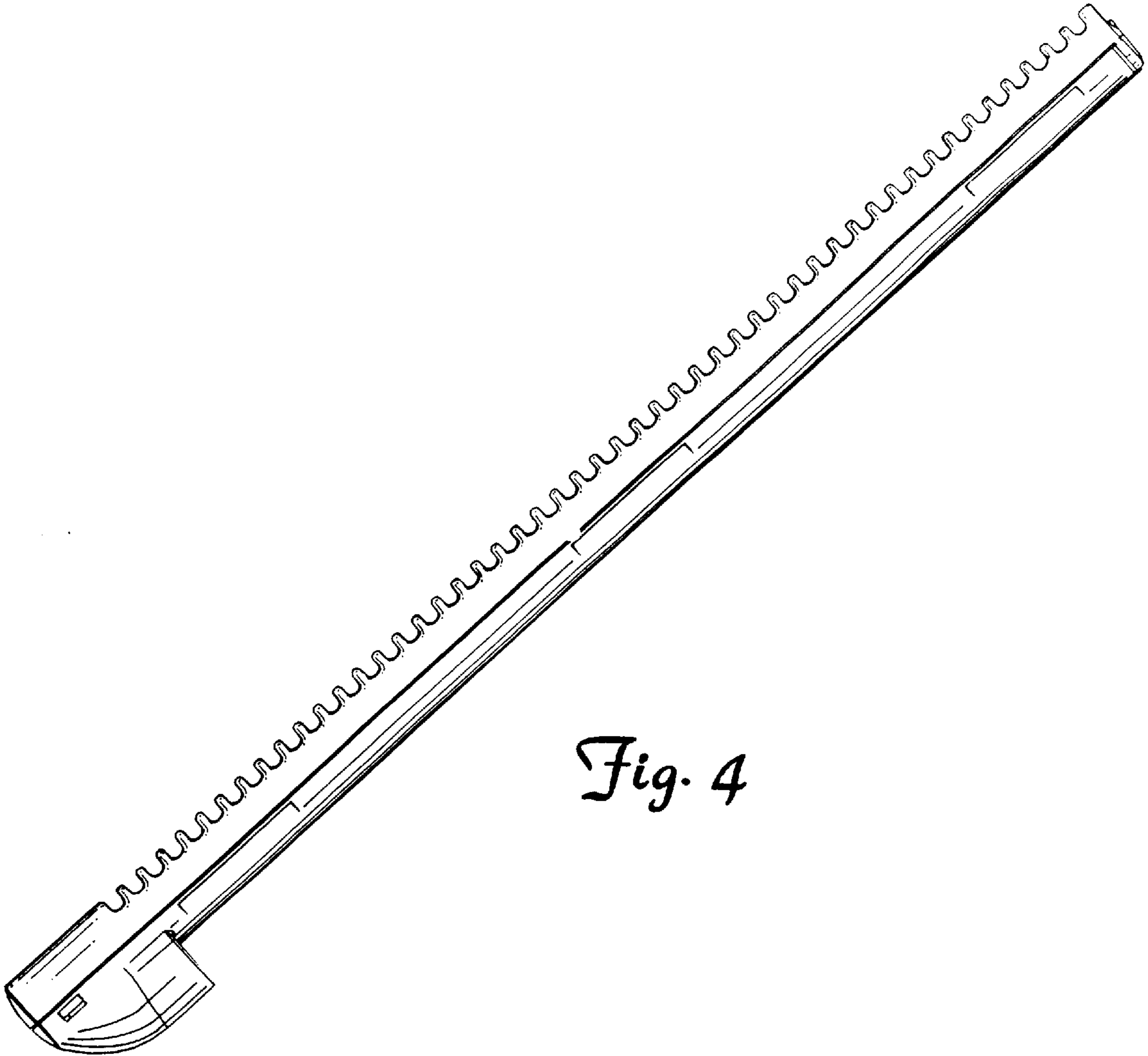


Fig. 4

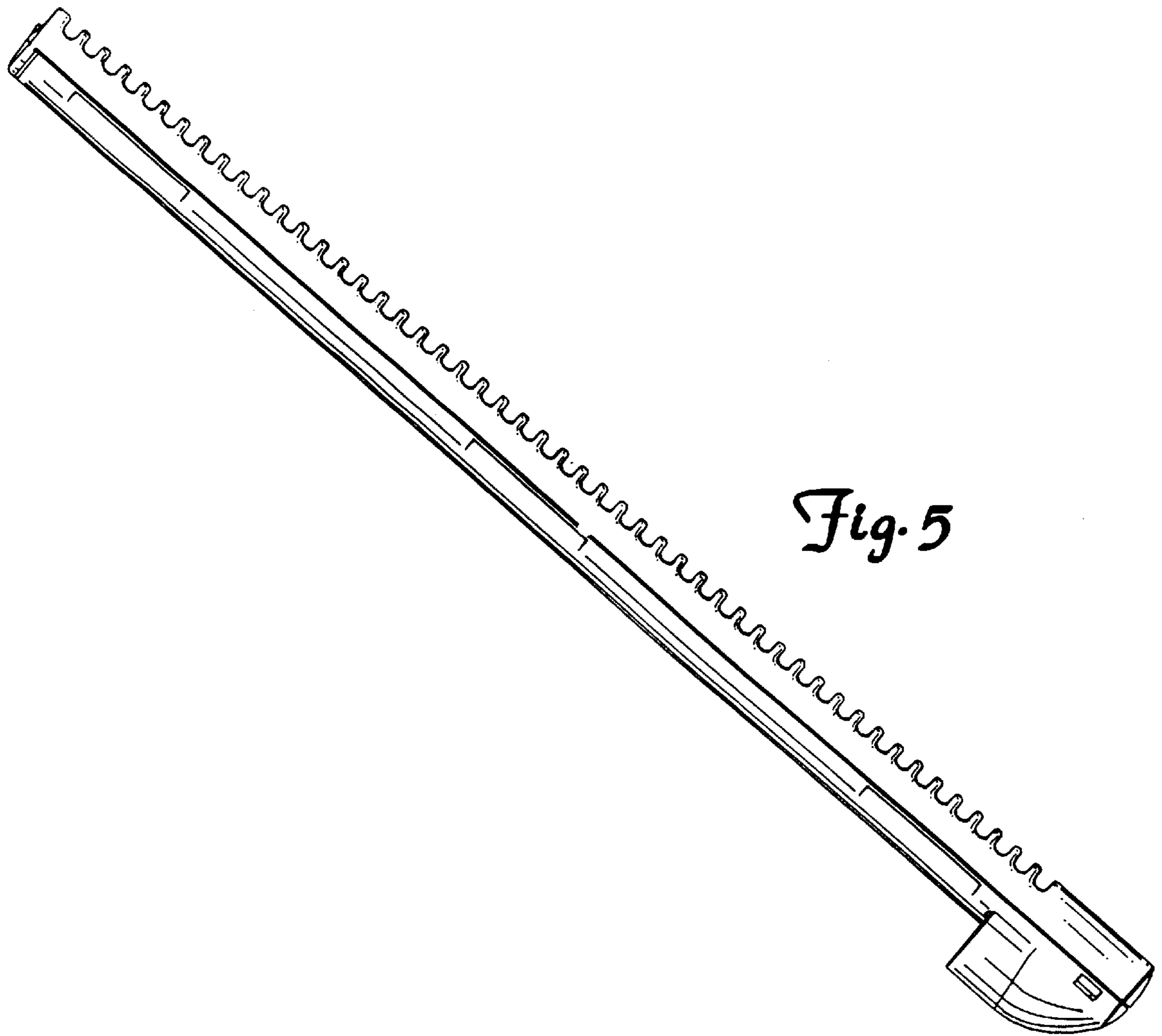


Fig. 5

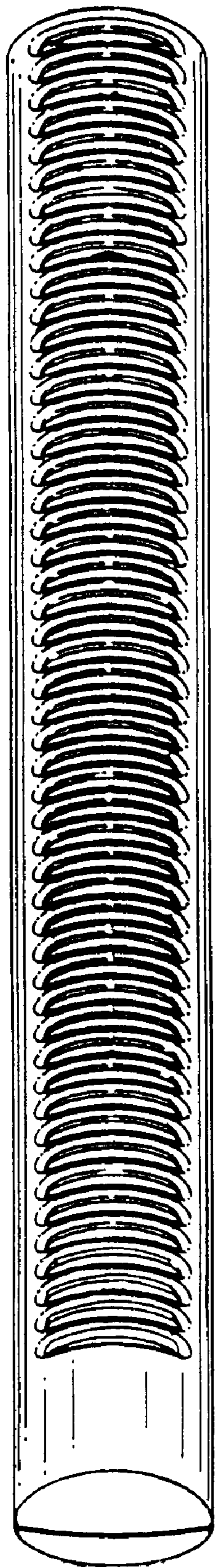


Fig. 6