



US00D444134S

(12) **United States Design Patent**
Aihara

(10) **Patent No.:** **US D444,134 S**
(45) **Date of Patent:** **** Jun. 26, 2001**

(54) **PORTABLE TELEPHONE**

FOREIGN PATENT DOCUMENTS

(75) Inventor: **Tateki Aihara**, Daito (JP)

1035026 * 3/1999 (JP) .
1035064 * 3/1999 (JP) .

(73) Assignee: **Sanyo Electric Co., LTD**, Osaka (JP)

OTHER PUBLICATIONS

(**) Term: **14 Years**

IDO style catalog, pg. 17, dated Dec. 1997, Japanese advertisement, showing Panasonic 521 G telephone.*
Panasonic catalog page, dated Mar. 1997, Japanese advertisement, showing Panasonic G 450 telephone.*
NTT DoCoMo catalog, pg. 7, dated Dec. 1997, Japanese advertisement, showing P205 telephone.*

(21) Appl. No.: **29/133,086**

(22) Filed: **Nov. 21, 2000**

(30) **Foreign Application Priority Data**

May 30, 2000 (JP) 12-014349

* cited by examiner

(51) **LOC (7) Cl.** **14-03**

Primary Examiner—Jeffrey Asch

(52) **U.S. Cl.** **D14/138**

(74) *Attorney, Agent, or Firm*—Darby & Darby

(58) **Field of Search** D14/137, 138,
D14/218, 147–148, 247–248, 144, 341–347;
379/433, 434, 419, 420, 428, 440; 455/550–575,
90; 348/14.01, 14.02

(57) **CLAIM**

The ornamental design for a portable telephone, as shown and described.

(56) **References Cited**

DESCRIPTION

U.S. PATENT DOCUMENTS

- D. 386,492 * 11/1997 Yamaguchi D14/138
- D. 407,719 * 4/1999 Nagano et al. D14/138
- D. 407,722 * 4/1999 Nagano et al. D14/138
- D. 408,032 * 4/1999 Nagano et al. D14/138
- D. 412,329 * 7/1999 Banryu D14/138
- D. 426,531 * 6/2000 Chikaraishi et al. D14/138
- D. 427,984 * 7/2000 Anderson et al. D14/138
- D. 433,397 * 11/2000 Ogawa D14/138
- 5,901,367 * 5/1999 Toh 455/575
- 6,084,962 * 7/2000 Plenge 379/433

FIG. 1 is a perspective view of our new design for a portable telephone;
FIG. 2 is a front elevation view of our new design;
FIG. 3 is a rear elevation view thereof;
FIG. 4 is a top plan view thereof;
FIG. 5 is a bottom plan view thereof;
FIG. 6 is a left side elevation view thereof; and,
FIG. 7 is a right side elevation view thereof.

1 Claim, 2 Drawing Sheets




FIG. 3

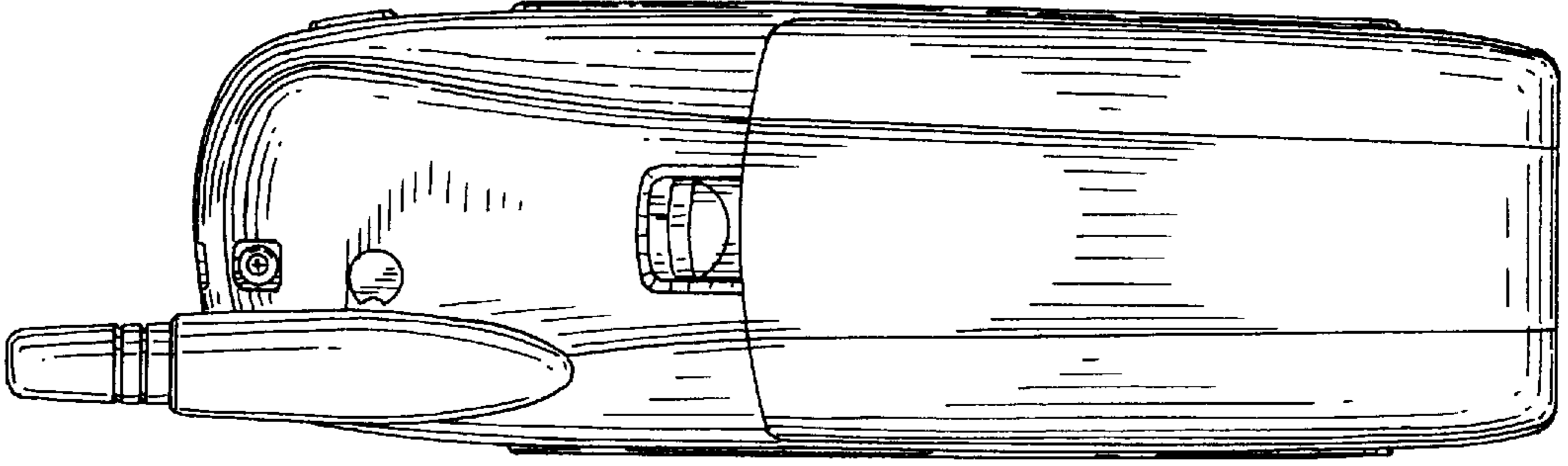


FIG. 2

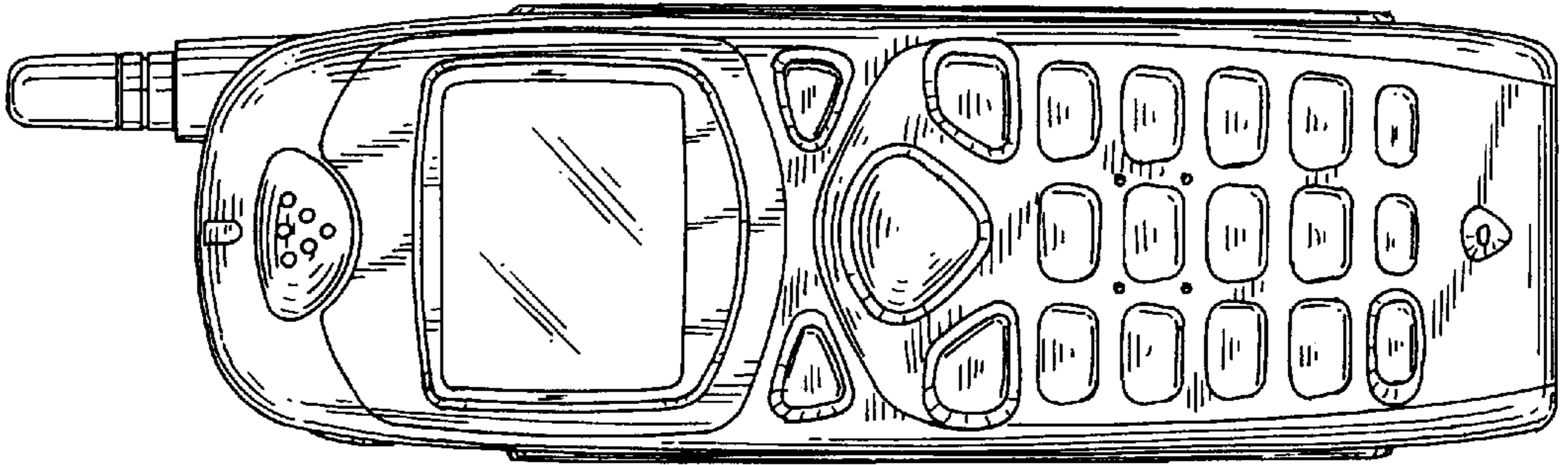


FIG. 1

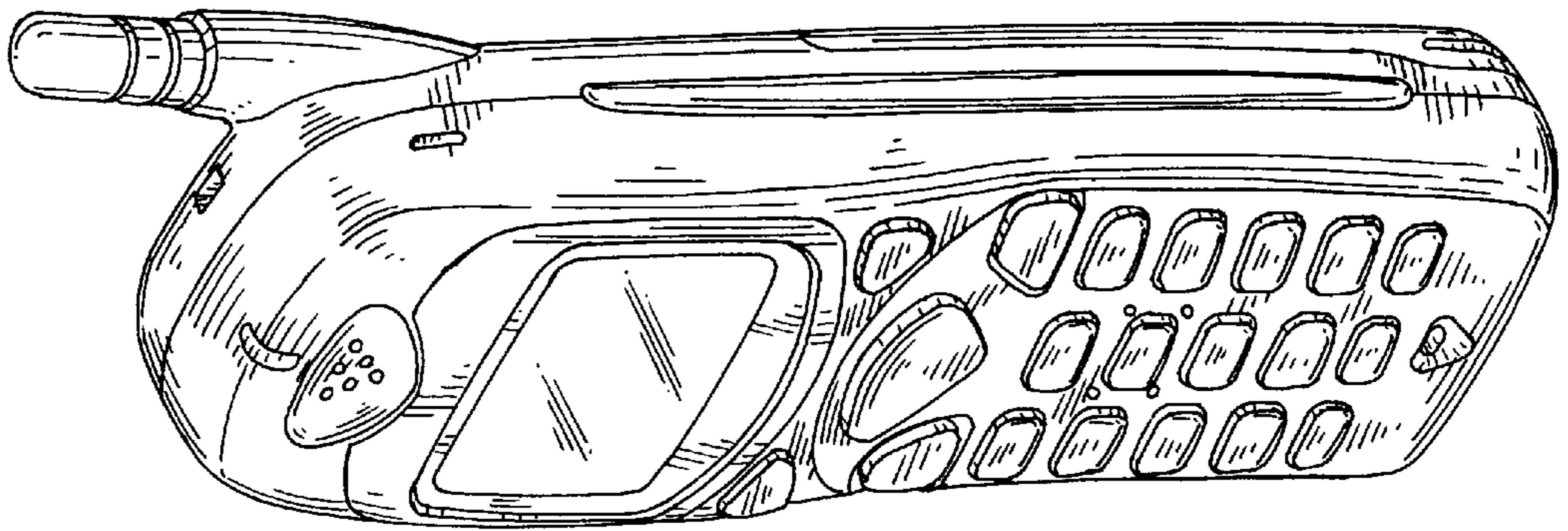


FIG. 7

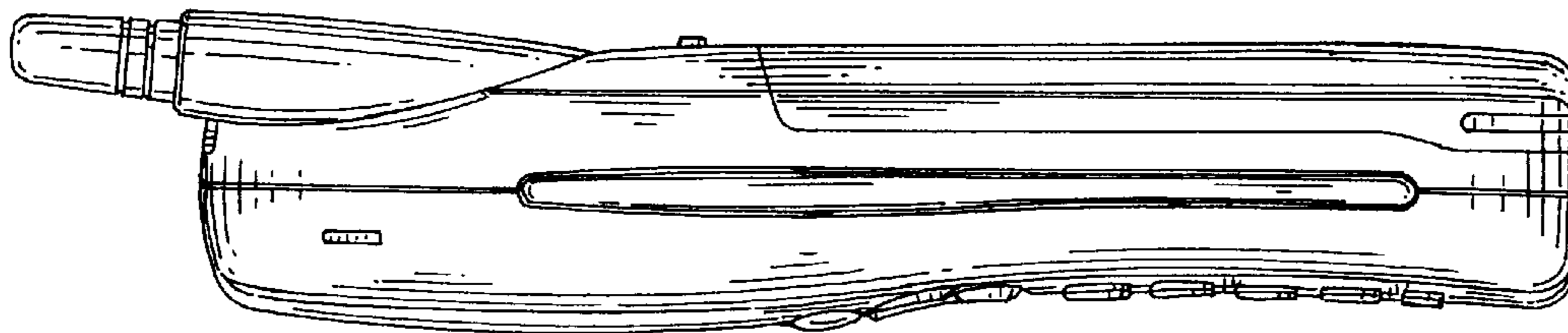


FIG. 6




FIG. 4

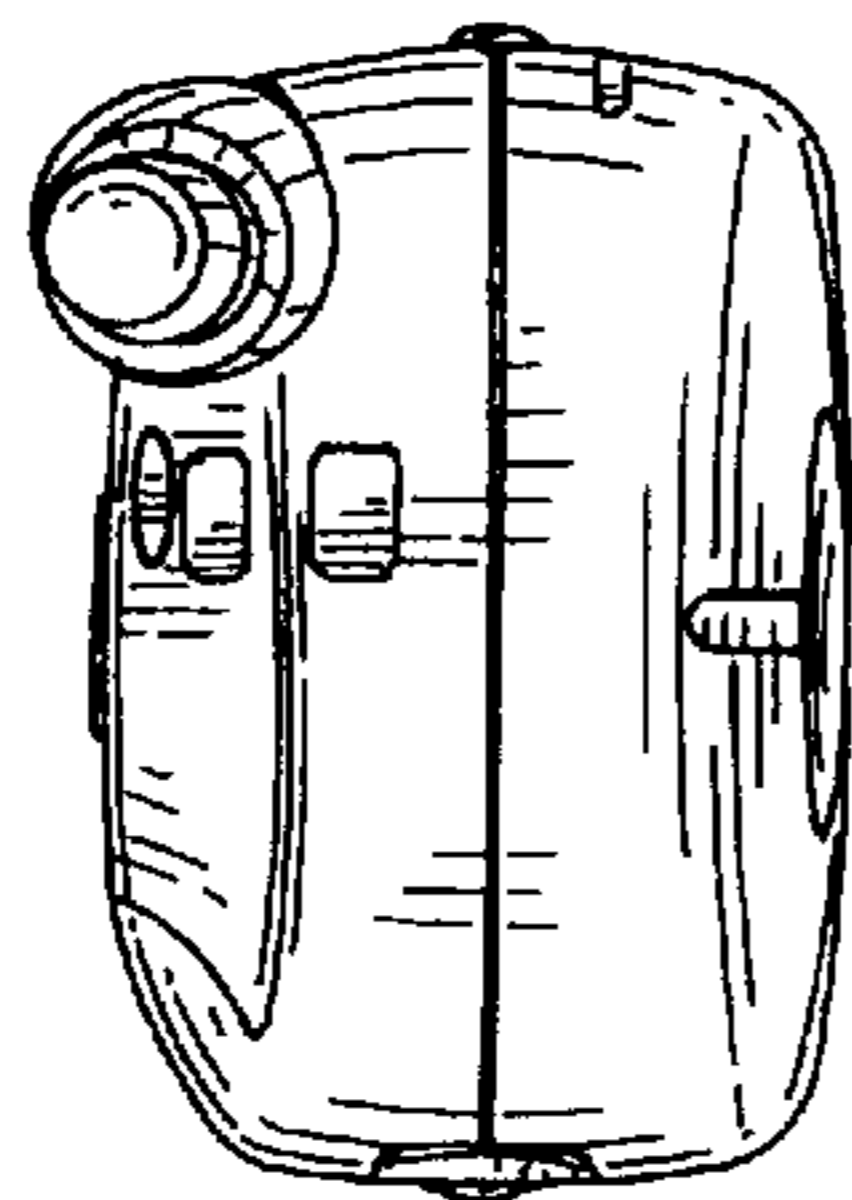


FIG. 5

