



US00D444113S

(12) **United States Design Patent**
Leary

(10) **Patent No.:** **US D444,113 S**

(45) **Date of Patent:** **** Jun. 26, 2001**

(54) **SUN SHIELD**

(76) **Inventor:** **Leila R. Leary**, 1085 E. 1479 Rd.,
Lawrence, KS (US) 66046

(**) **Term:** **14 Years**

(21) **Appl. No.:** **29/132,717**

(22) **Filed:** **Nov. 14, 2000**

(51) **LOC (7) Cl.** **12-16**

(52) **U.S. Cl.** **D12/191**

(58) **Field of Search** D12/191, 182,
D12/400; 296/97.4, 97.11, 97.1; 160/370.21,
DIG. 3, 107; D11/134; 248/481, 484; D20/42;
D6/491, 575

(56) **References Cited**

U.S. PATENT DOCUMENTS

D. 355,631	*	2/1995	Lederhos et al.	D12/191
D. 356,286	*	3/1995	Shink	D12/191
D. 371,711	*	7/1996	Clark	D6/575
D. 408,772	*	4/1999	Li	D12/191
D. 409,542	*	5/1999	Li	D12/191

D. 410,422	*	6/1999	Li	D12/191
D. 413,094	*	8/1999	Li	D12/191
D. 426,801	*	6/2000	Abernathy	D12/191
D. 427,959	*	7/2000	Aguilar	D12/191
D. 431,510	*	10/2000	Eskandry	D12/191
1,469,197	*	9/1923	Downing	D12/191 X

* cited by examiner

Primary Examiner—Stacia Cadmus

(74) *Attorney, Agent, or Firm*—Dale J. Ream

(57) **CLAIM**

The ornamental design for a sun shield, as shown and described.

DESCRIPTION

FIG. 1 is a front view of a sun shield showing my new design, the opposite side being a mirror image of the side shown herein;


FIG. 2 is a top view of the sun shield as in FIG. 1;

FIG. 3 is a bottom view of the sun shield as in FIG. 1;

FIG. 4 is a left side view of the sun shield as in FIG. 1; and,

FIG. 5 is a right side view of the sun shield as in FIG. 1.

1 Claim, 1 Drawing Sheet



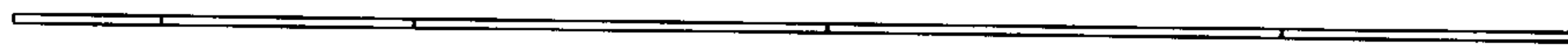


FIG. 2




FIG. 4

FIG. 1

FIG. 5

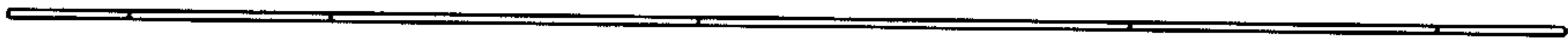


FIG. 3