



US00D444110S

(12) **United States Design Patent** (10) **Patent No.:** **US D444,110 S**  
**Umstot et al.** (45) **Date of Patent:** **\*\* \*Jun. 26, 2001**

(54) **TIRE TREAD**

OTHER PUBLICATIONS

(75) Inventors: **Dale Edward Umstot**, Cumberland;  
**Joseph Henry Laco**, Cresaptown;  
**James McSherry Williams, Jr.**,  
Cumberland; **Garland Grimes Hiser,**  
**Jr.**, LaVale, all of MD (US); **Alan Scott**  
**Wasilewski**, Uniontown, OH (US)

Co-op Rear Wheel Agri Mark Radial Tire, 1998 Tread  
Design Guide, p. 186. 4/1, Jan. 1998.\*

(73) Assignee: **The Goodyear Tire & Rubber**  
**Company**, Akron, OH (US)

Firestone Rear Wheel Radial All Traction FWD Tire, 1998  
Tread Design Guide, p. 189. 4/3, Jan. 1998.\*

Republic Rear Wheel Power Mark Industrial Lug I Tire,  
1998 Tread Design Guide, p. 201. 2/2, Jan. 1998.\*

(\* ) Notice: This patent is subject to a terminal dis-  
claimer.

\* cited by examiner

(\*\*) Term: **14 Years**

*Primary Examiner*—Robert M. Spear

(74) *Attorney, Agent, or Firm*—David L King

(21) Appl. No.: **29/106,558**

(22) Filed: **Jun. 17, 1999**

(57) **CLAIM**

(51) **LOC (7) Cl.** ..... **12-15**

The ornamental design for a tire tread, as shown and  
described.

(52) **U.S. Cl.** ..... **D12/151**

(58) **Field of Search** ..... D12/138-152;  
152/209.1, 209.8, 209.9, 209.12, 209.13,  
209.28, 900, 901, 902, 903

**DESCRIPTION**

(56) **References Cited**

U.S. PATENT DOCUMENTS

D. 141,437	6/1945	Brunner	.....	D90/20
D. 157,118	2/1950	Anderson	.....	D90/20
D. 213,659	3/1969	Petroff	.....	D90/20
D. 360,862	* 8/1995	Bonko et al.	.....	D12/151
D. 383,427	* 9/1997	Bonko	.....	D12/151
3,603,370	* 9/1971	Hylbert et al.	.....	152/209.12
4,131,148	12/1978	Bertazzoli et al.	.....	152/209 B
4,383,567	* 5/1983	Crum et al.	.....	152/209.12
4,446,902	5/1984	Madec et al.	.....	152/209 B
4,480,672	* 11/1984	Marshall et al.	.....	152/209.12
4,534,392	8/1985	Bonko et al.	.....	152/209 B
4,611,647	9/1986	Rimondi	.....	152/209 B
5,056,573	10/1991	O'Brien et al.	.....	152/209 B
5,188,683	2/1993	Bonko	.....	152/209 B
5,337,816	8/1994	Bonko et al.	.....	152/209 R
5,421,388	6/1995	Bonko et al.	.....	152/209 B

FIG. 1 is a perspective view of a tire tread showing our new  
design, it being understood that the pattern repeats uni-  
formly throughout the circumference of the tread;

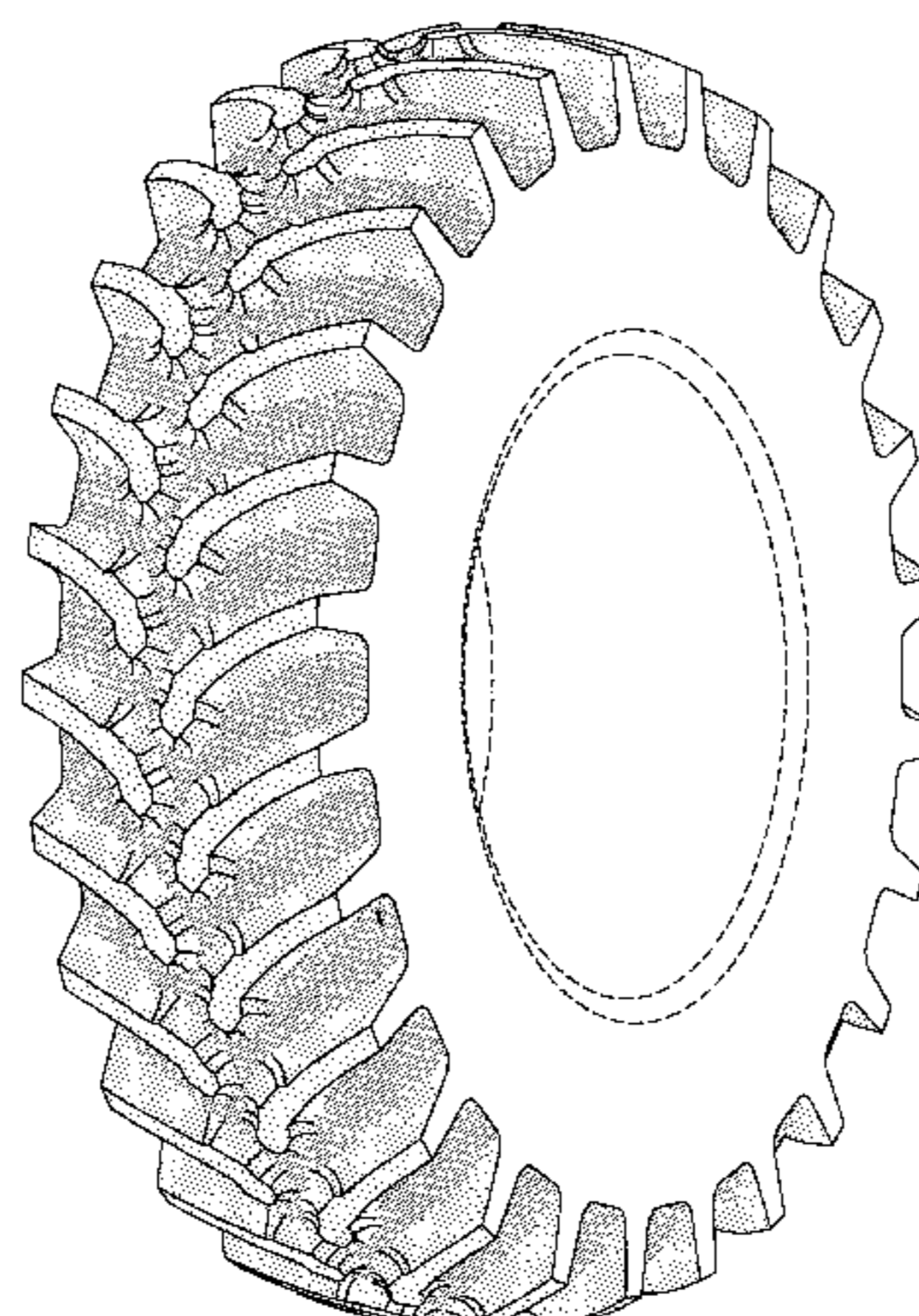
FIG. 2 is a front elevational view thereof;

FIG. 3 is a side elevational view thereof, the opposite side  
elevational view being a mirror image thereof; and,

FIG. 4 is an enlarged front perspective view thereof.

In the drawings, the broken lines depicting the inner bead  
and sidewall are for illustrative purposes only and form no  
part of the claimed design.

**1 Claim, 4 Drawing Sheets**



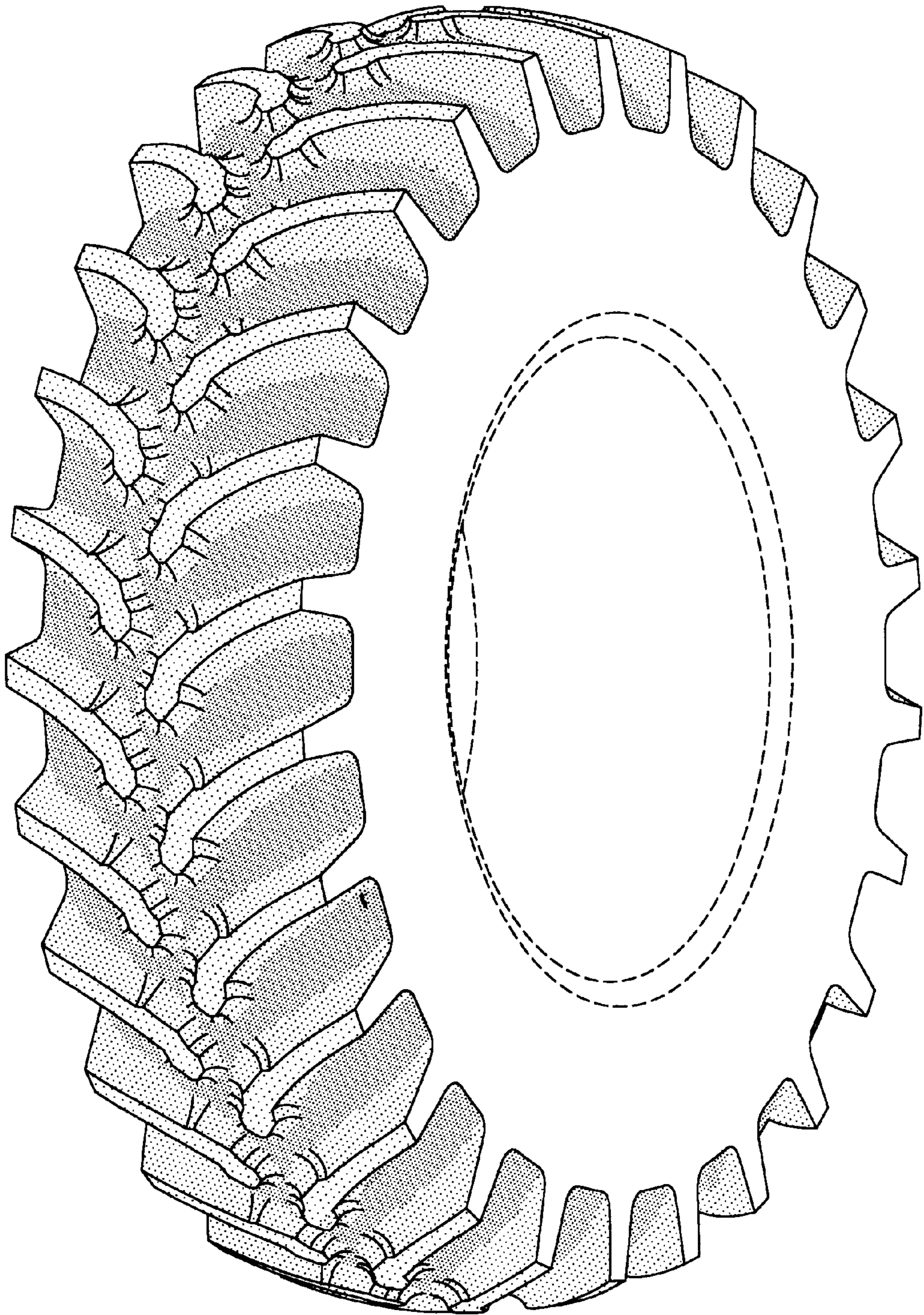


FIG-1

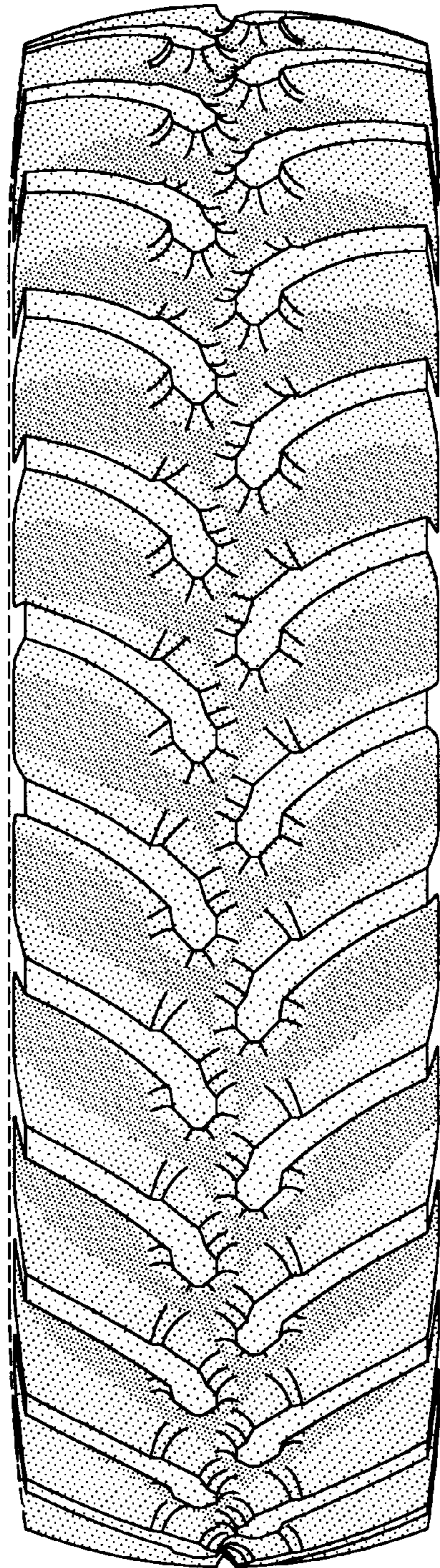


FIG-2

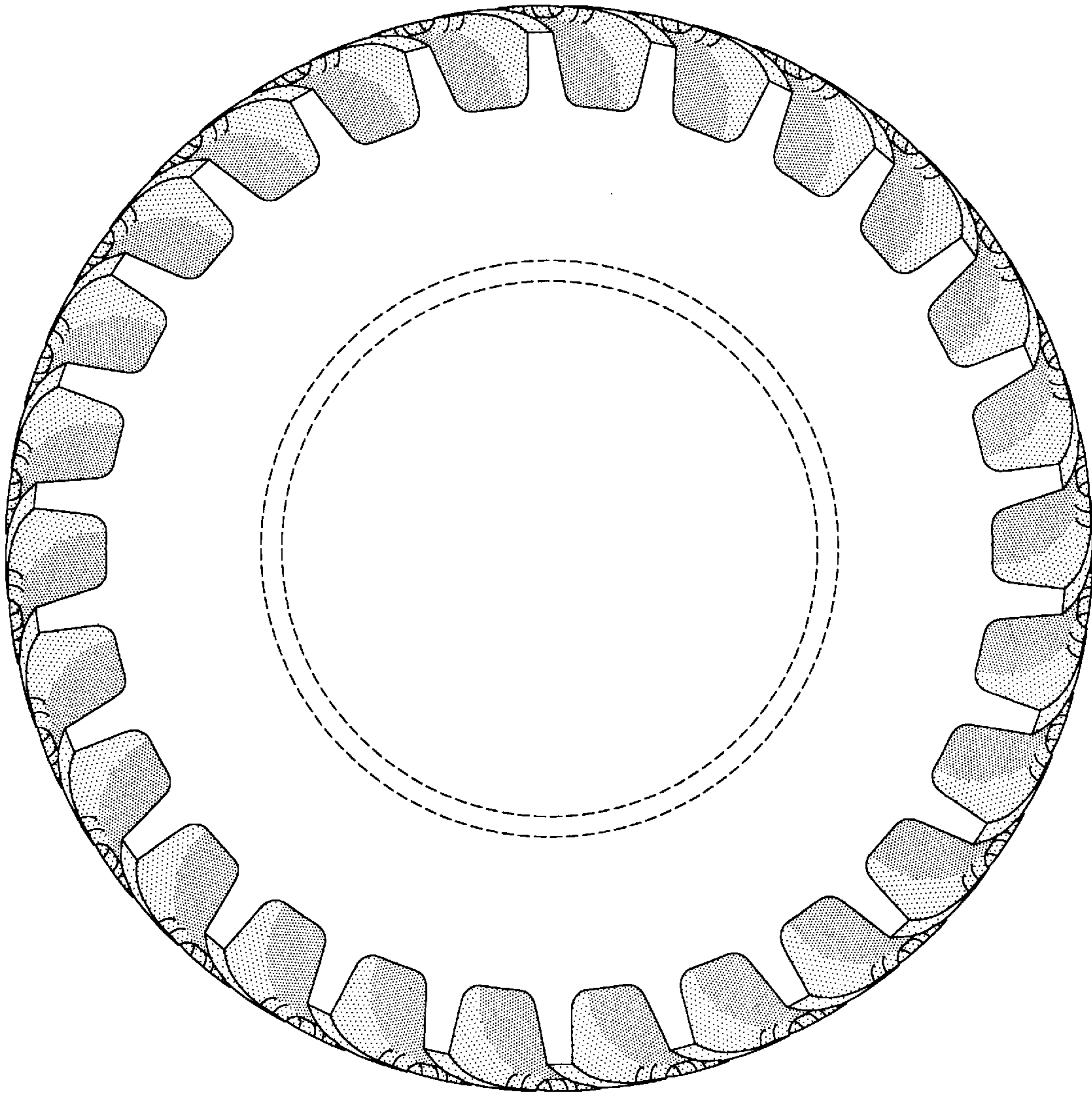


FIG-3

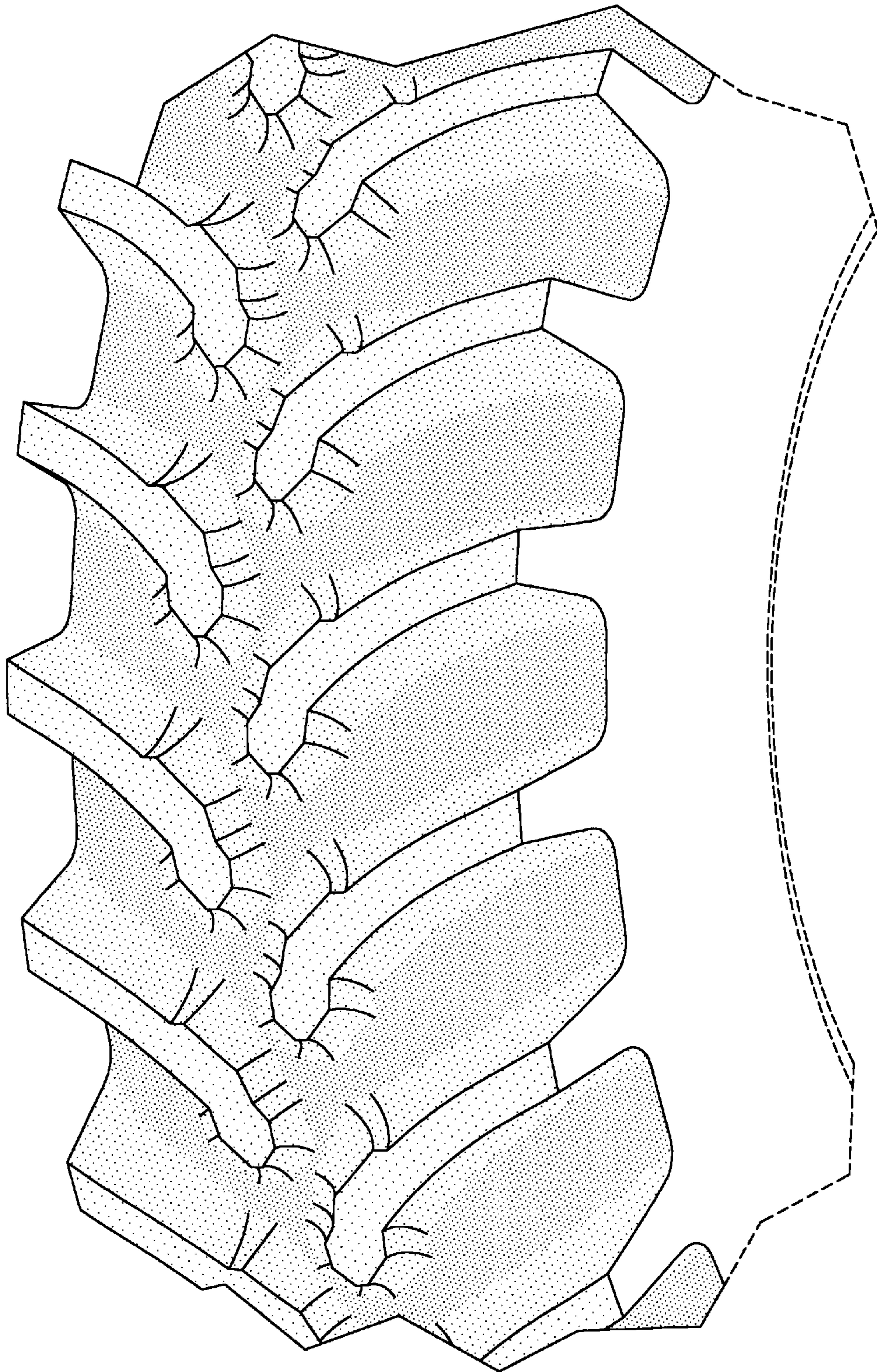


FIG-4