



US00D444099S

(12) **United States Design Patent**  
**Bell et al.**

(10) **Patent No.:** **US D444,099 S**

(45) **Date of Patent:** **\*\* Jun. 26, 2001**

(54) **WEARABLE JEWELRY ITEM**

(76) Inventors: **William Bell; Pamela Bell**, both of  
29768 Citation Cir., #32203,  
Farmington Hills, MI (US) 48331

(\*\*) Term: **14 Years**

(21) Appl. No.: **29/127,294**

(22) Filed: **Aug. 3, 2000**

(51) **LOC (7) Cl.** ..... **11-03**

(52) **U.S. Cl.** ..... **D11/95**

(58) **Field of Search** ..... D11/1, 7, 43-44,  
D11/40, 48, 50, 57, 65, 74, 79, 80, 81,  
82, 95-99, 100, 104, 107; 63/1.11, 2, 18-20,  
13, 23; D3/155; 40/1.5; 70/456 R

(56) **References Cited**

**U.S. PATENT DOCUMENTS**

D. 202,973	*	11/1965	Field	.....	D30/155
1,572,994	*	2/1926	Garfinkle	.....	D30/155
2,618,086	*	11/1952	Komorous	.....	D11/95
2,811,797	*	11/1957	Teetor	.....	D30/155
3,263,352	*	8/1966	Fitzpatrick	.....	40/1.5

3,319,369	*	5/1967	Severson	.....	D11/95
4,869,004	*	9/1989	Maloney	.....	40/1.5
6,086,971	*	7/2000	Haas et al.	.....	40/1.5

\* cited by examiner

*Primary Examiner*—Ralf Seifert

(74) *Attorney, Agent, or Firm*—Gifford, Krass, Groh,  
Sprinkle, Anderson & Citkowski, P.C.

(57) **CLAIM**

I claim the ornamental design for a wearable jewelry item,  
as shown and described.

**DESCRIPTION**

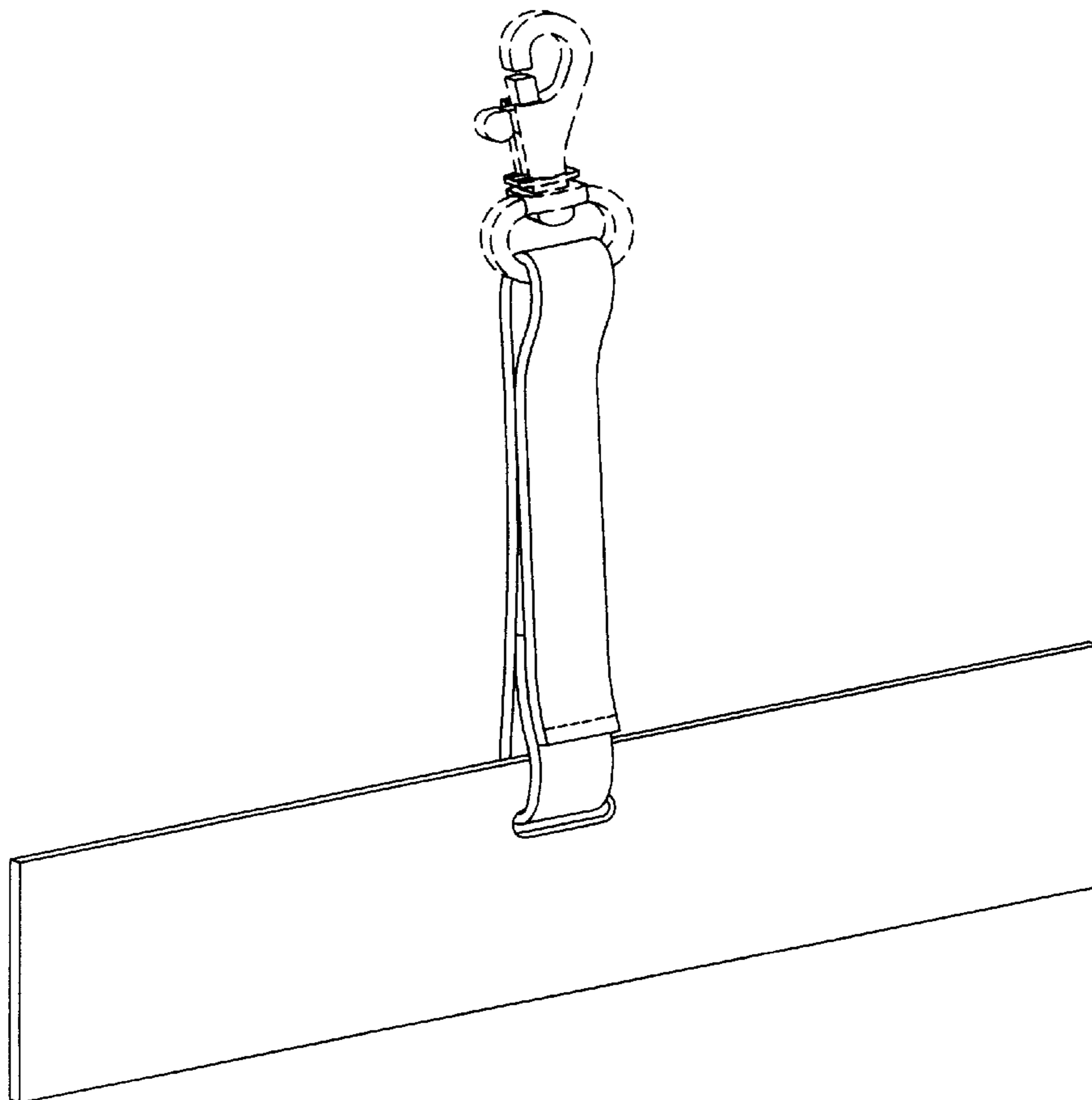
FIG. 1 is a perspective view of the wearable jewelry item  
forming a part of the present design;

FIG. 2 is a front view forming a part of the present design;  
and,

FIG. 3 is an isometric right side view forming a part of the  
present design, a corresponding left side being a mirror  
image thereof.

It being understood that the broken lines are for illustrative  
purposes only.

**1 Claim, 1 Drawing Sheet**



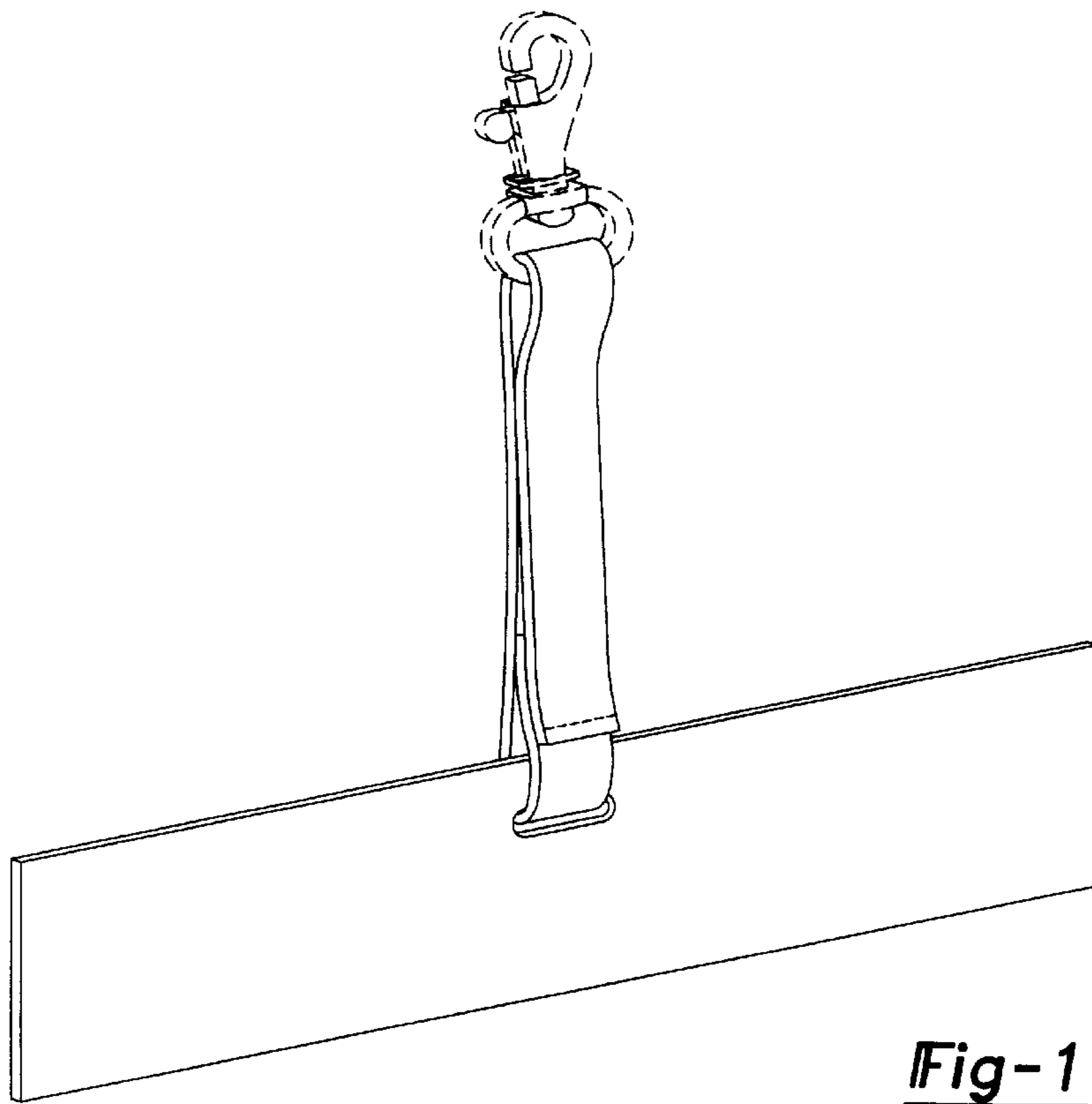


Fig-1

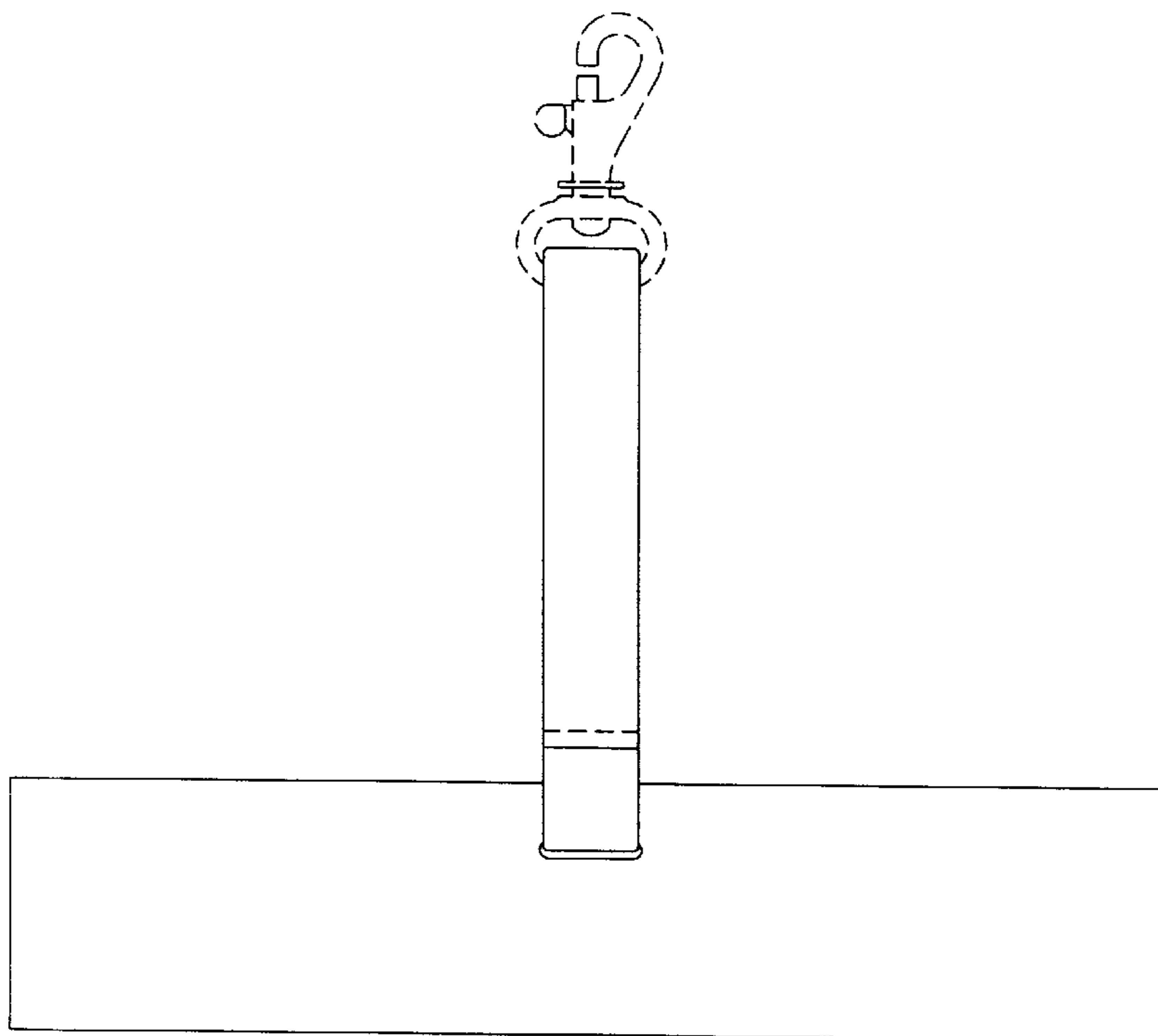


Fig-2



Fig-3