



US00D444095S

(12) **United States Design Patent**
Connell

(10) **Patent No.:** **US D444,095 S**

(45) **Date of Patent:** **** Jun. 26, 2001**

(54) **PENDANT**

4,497,186 * 2/1985 Mason 63/13
5,074,128 * 12/1991 Kowalski 63/12

(76) Inventor: **Jeffrey W. Connell**, 4522 Pineville,
Spring, TX (US) 77388

* cited by examiner

(**) Term: **14 Years**

Primary Examiner—Ralf Seifert
(74) *Attorney, Agent, or Firm*—John R Casperson

(21) Appl. No.: **29/113,632**

(57) **CLAIM**

(22) Filed: **Nov. 9, 1999**

The ornamental design for a pendant, as shown.

(51) **LOC (7) Cl.** **11-01**

DESCRIPTION

(52) **U.S. Cl.** **D11/79; D11/50**

(58) **Field of Search** D11/1, 2, 40, 43,
D11/44, 48, 78–82, 49, 54, 102, 95–96,
99, 100, 101, 107, 104, 116, 62, 50; 63/12,
13, 14.1, 23

FIG. 1 is a front elevational view of a pendant, showing my new design.

FIG. 2 is a plan view of the top face of the pendant. The plan view of the bottom face of the pendant, not shown, is symmetrical.

(56) **References Cited**

FIG. 3 is a view of the pendant as would appear from the left side of FIG. 2.

U.S. PATENT DOCUMENTS

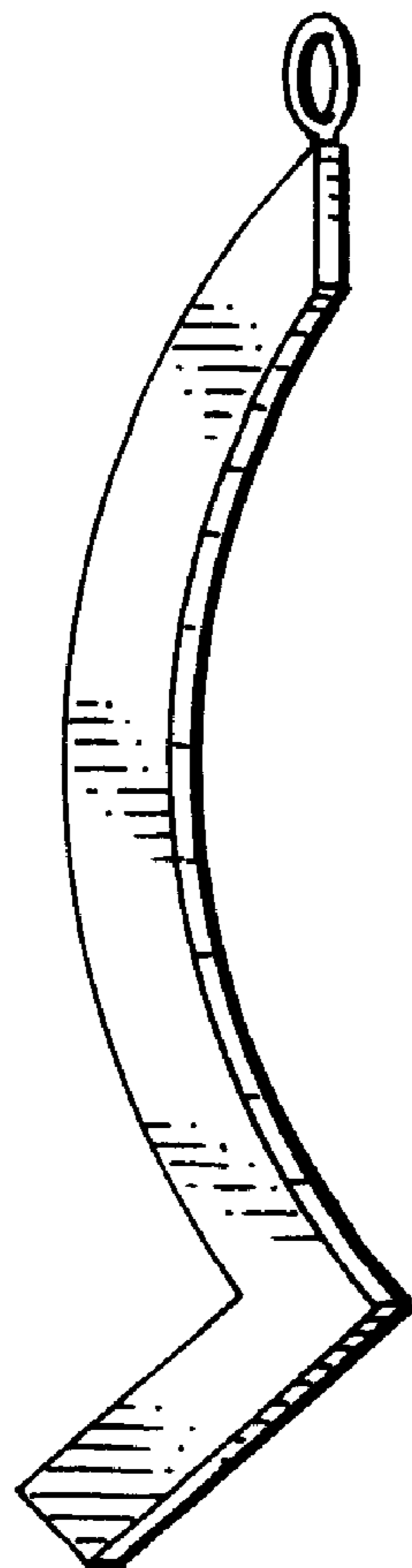
FIG. 4 is a view of the pendant as would appear from the right side of FIG. 2.

- D. 238,811 * 2/1976 Ziglar D11/50
- D. 267,634 * 1/1983 Barr D11/79
- D. 267,789 * 2/1983 Winandy D11/81
- D. 293,217 * 12/1987 O'Donovan D11/78
- D. 314,728 * 2/1991 Wick D11/50
- D. 373,742 * 9/1996 Caryle D11/40
- D. 418,079 * 12/1999 Porcell D11/40

FIG. 5 is a view of the pendant as would appear from the top end of FIG. 2; and,

FIG. 6 is a view of the pendant as would appear from the bottom end of FIG. 2.

1 Claim, 1 Drawing Sheet



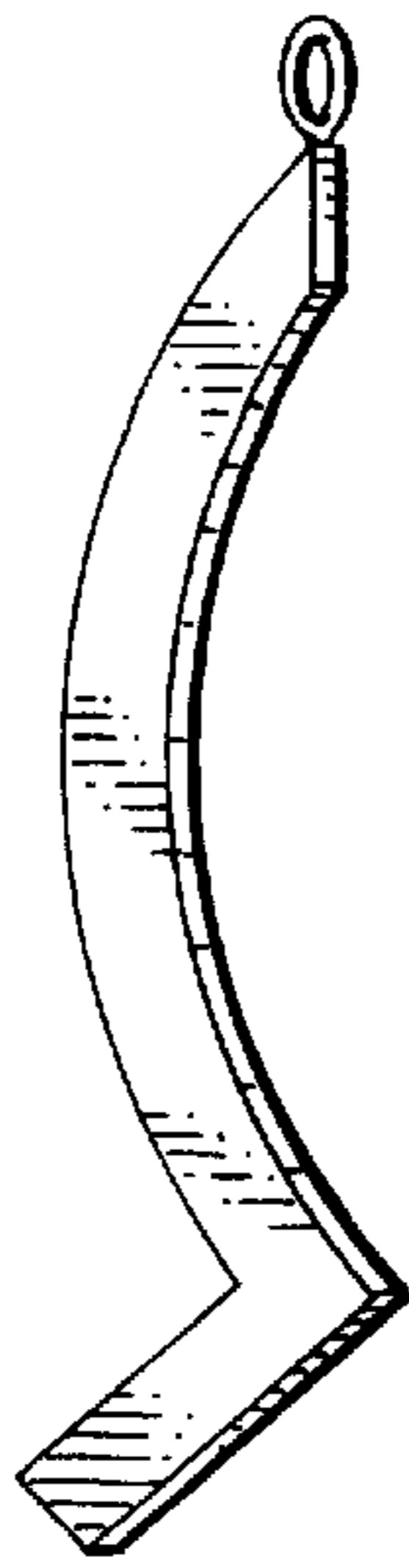


FIG. 1

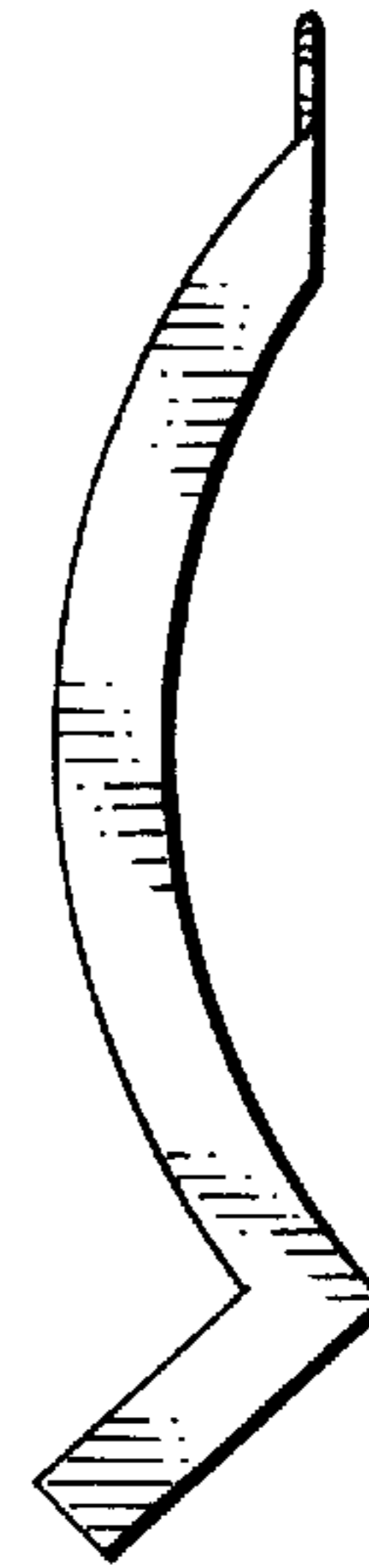


FIG. 2



FIG. 3

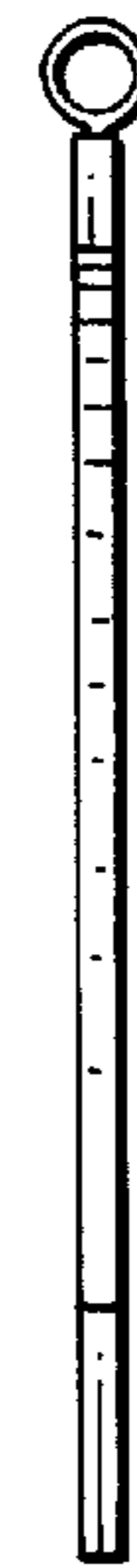


FIG. 4



FIG. 5

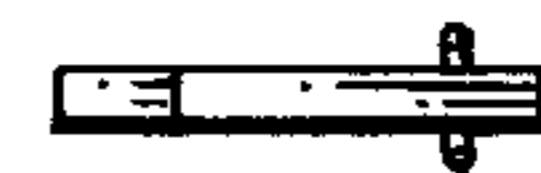


FIG. 6