



US00D444093S

(12) **United States Design Patent**  
**Glesser**

(10) **Patent No.:** **US D444,093 S**

(45) **Date of Patent:** **\*\* Jun. 26, 2001**

(54) **TOTEM POLE NECKLACE**

(76) Inventor: **Louis S. Glesser**, 164 Aspen La.,  
Evergreen, CO (US) 80439

(\*\*) Term: **14 Years**

(21) Appl. No.: **29/128,382**

(22) Filed: **Aug. 23, 2000**

(51) **LOC (7) Cl.** ..... **11-01**

(52) **U.S. Cl.** ..... **D11/3; D11/79**

(58) **Field of Search** ..... **D11/1-8, 11-13,**  
**D11/19-25, 93-94; 59/79-80; D10/32;**  
**63/1.1-5.1, 11**

(56) **References Cited**

**U.S. PATENT DOCUMENTS**

D. 220,776 \* 5/1971 Cowan ..... D11/94  
D. 327,862 \* 7/1992 McConnel ..... D11/87

\* cited by examiner

*Primary Examiner*—Ralf Seifert

(74) *Attorney, Agent, or Firm*—Sheridan Ross P.C.

(57) **CLAIM**

The ornamental design for a totem pole necklace, as shown and described.

**DESCRIPTION**

FIG. 1 is a front elevation view of a totem pole necklace, showing my new design;

FIG. 2 is a right elevation view of the totem pole necklace illustrated in FIG. 1;

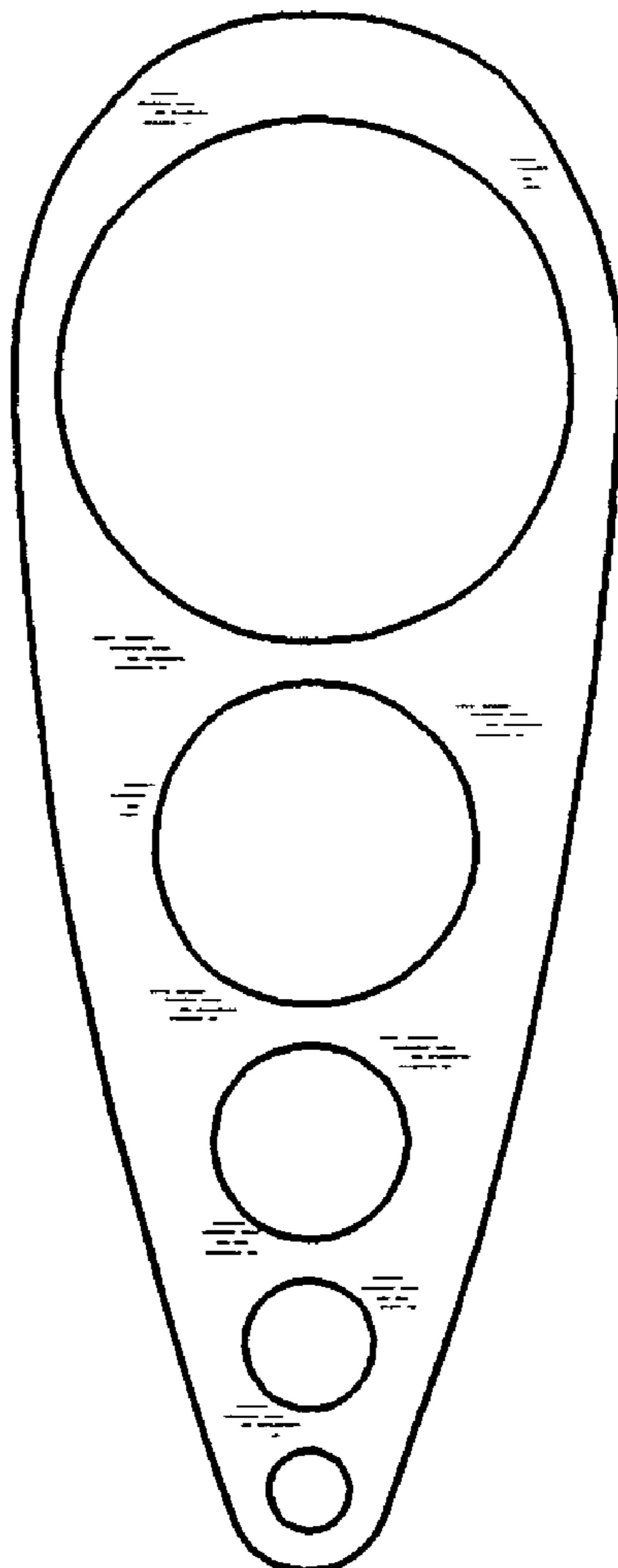
FIG. 3 is a rear elevation view of the totem pole necklace illustrated in FIG. 1;

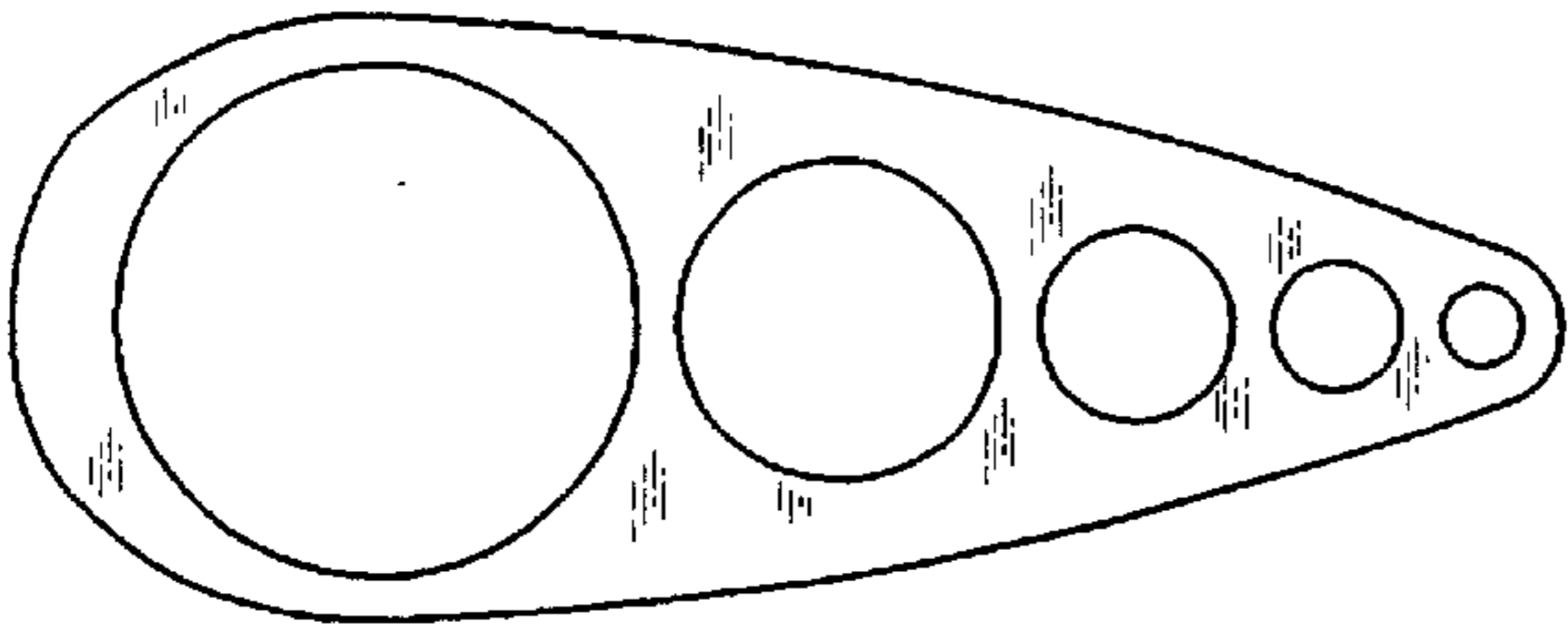
FIG. 4 is a left elevation view of the invention illustrated in FIG. 1;

FIG. 5 is a bottom plan view of the invention illustrated in FIG. 1; and,

FIG. 6 is a top plan view of the invention illustrated in FIG. 1.

**1 Claim, 1 Drawing Sheet**

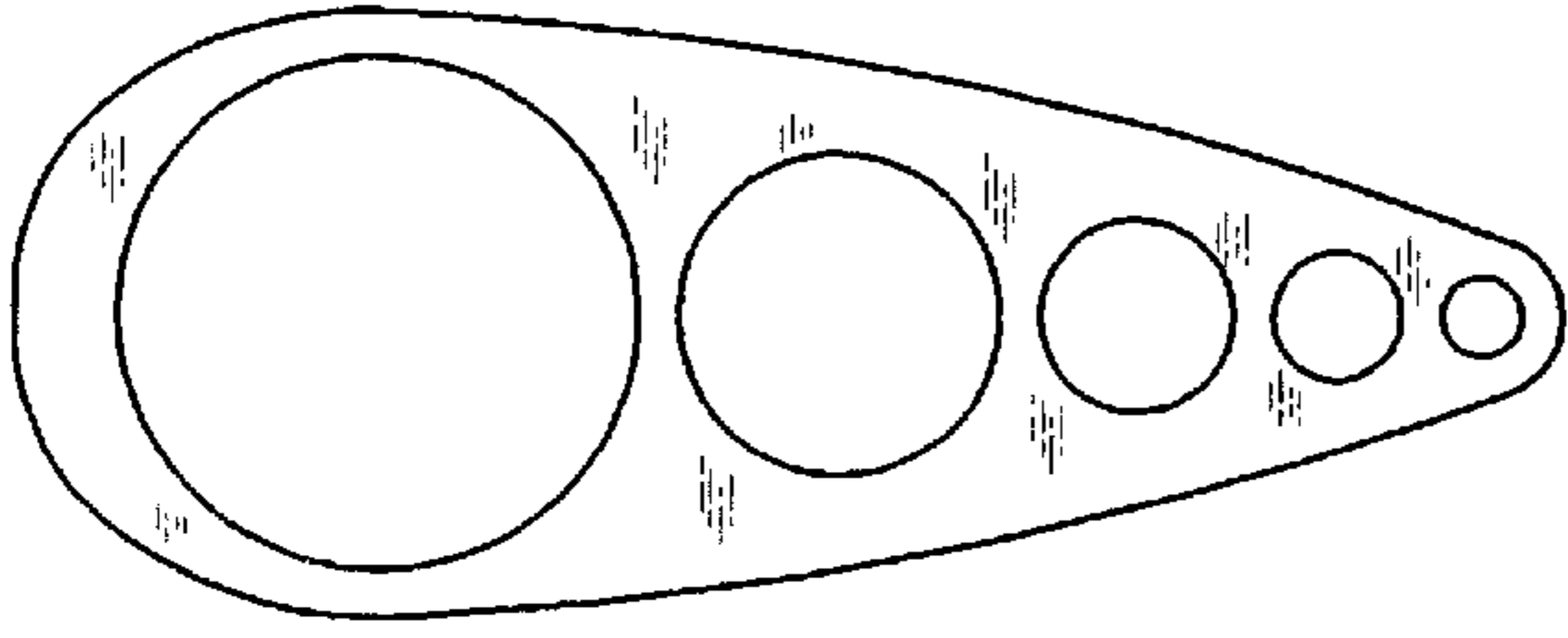




*Fig. 1*



*Fig. 2*



*Fig. 3*



*Fig. 4*



*Fig. 5*



*Fig. 6*