



US00D444058S

(12) **United States Design Patent**
Hampshire et al.

(10) **Patent No.:** **US D444,058 S**

(45) **Date of Patent:** **** Jun. 26, 2001**

(54) **PARTITIONED FOOD SERVICE ASSEMBLY**

4,660,716 * 4/1987 McMahon et al. 206/541
5,704,485 * 1/1998 Cautereels et al. 206/541
5,747,084 * 5/1998 Cochran 426/120

(75) Inventors: **James Hampshire**, Solon; **Donald Embree**, N. Canton, both of OH (US)

* cited by examiner

(73) Assignee: **Jaime Brenkus**, Willoughby Hills, OH (US)

Primary Examiner—Raphael Barkai
(74) *Attorney, Agent, or Firm*—Oldham & Oldham Co., LPA

(**) Term: **14 Years**

(57) **CLAIM**

(21) Appl. No.: **29/126,290**

The ornamental design for the partitioned food service assembly, as shown and described.

(22) Filed: **Jul. 12, 2000**

(51) **LOC (7) Cl.** **09-03**

(52) **U.S. Cl.** **D9/347**

(58) **Field of Search** D9/347, 341, 425, D9/428, 418; 206/541, 545, 769, 770, 538-539; 220/555-557, 4.22-4.25; 426/107, 120

DESCRIPTION

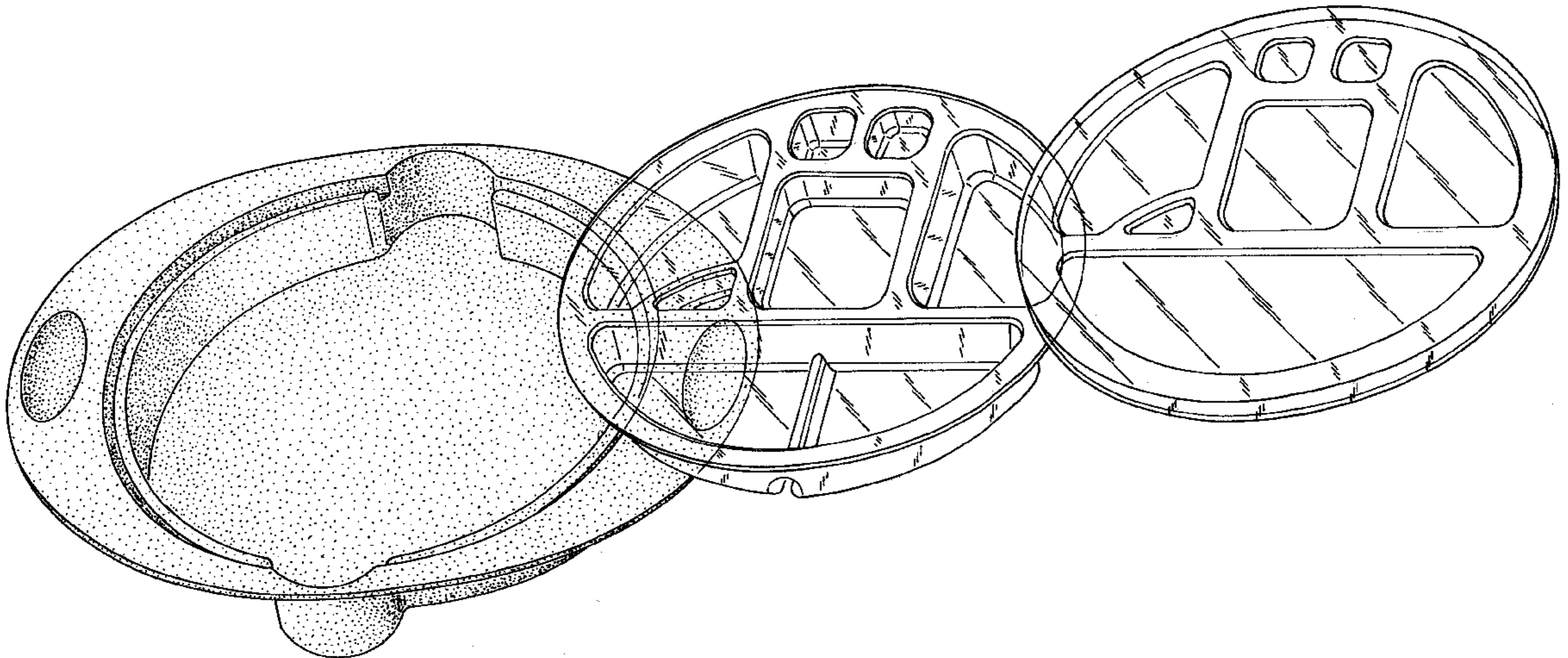
(56) **References Cited**

U.S. PATENT DOCUMENTS

- D. 273,928 * 5/1984 Tarozzi D9/347
- D. 276,201 * 11/1984 Wolff D9/347
- D. 375,259 * 11/1996 Whitehead D9/347
- D. 392,882 * 3/1998 Pfirrmann, Jr. et al. D9/428

FIG. 1 is a top view of a partitioned food service assembly comprising a tray a nesting partitioned dish, and a cover; FIG. 2 is a side elevational view, the opposite side view being a mirror image thereof; FIG. 3 is an end elevational view, the opposite end view being a mirror image thereof; FIG. 4 is an enlarged sectional view as taken at line 4—4 in FIG. 1; and, FIG. 5 is a top perspective view illustrating the individual members comprising the assembly.

1 Claim, 3 Drawing Sheets



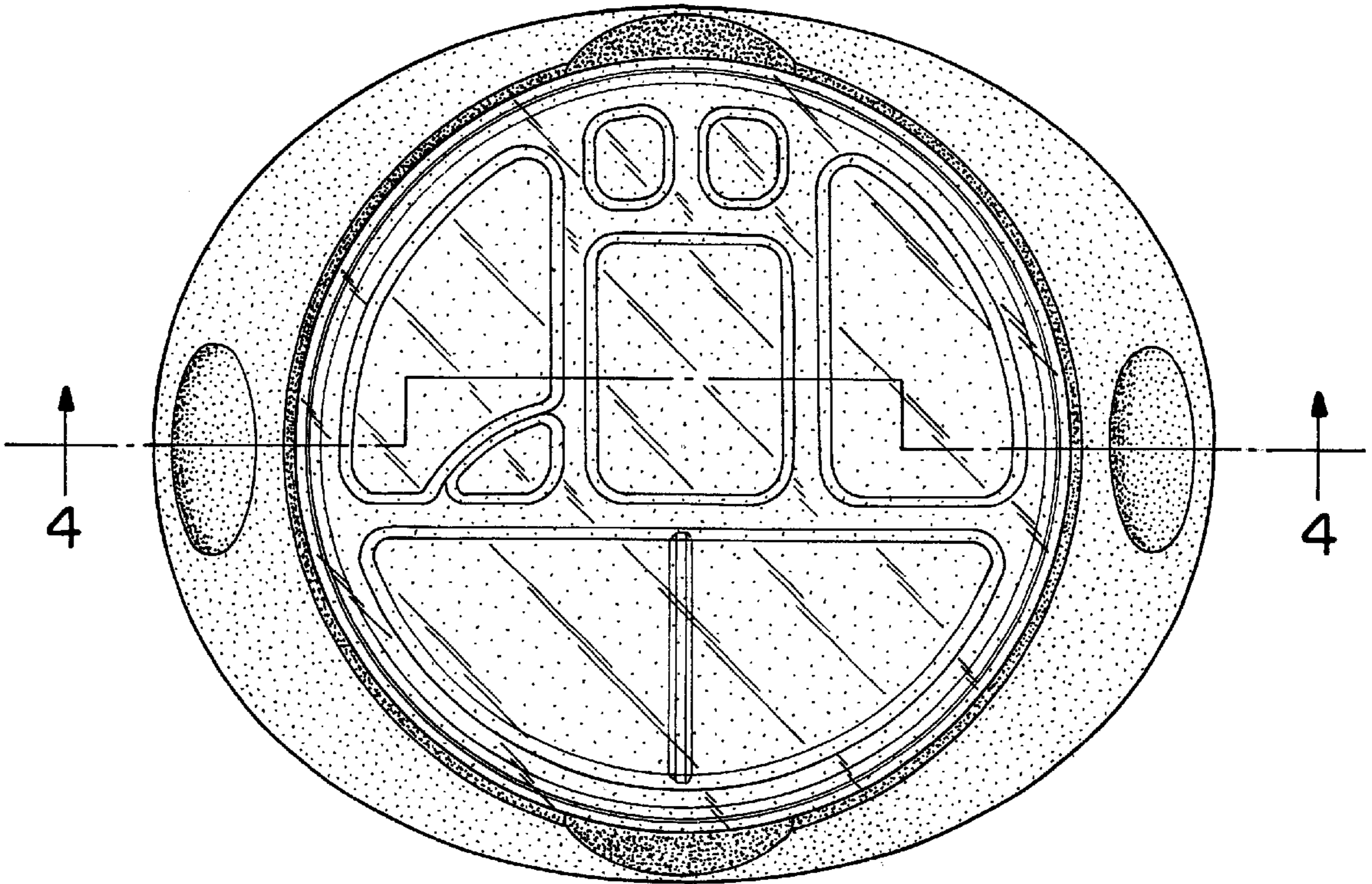


FIG. - 1

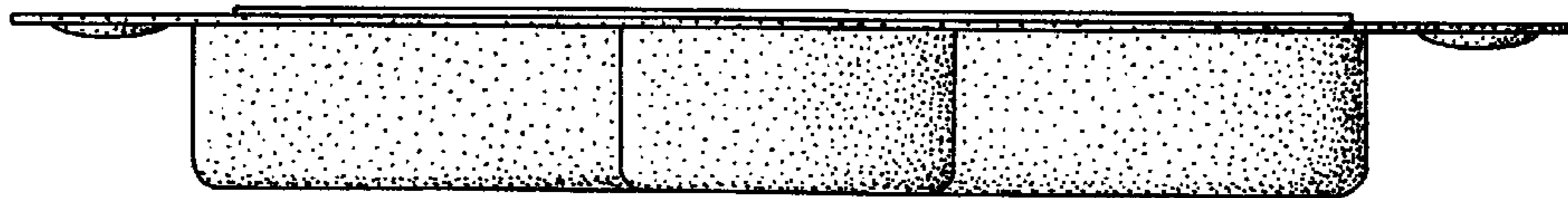


FIG. - 2




FIG. - 3

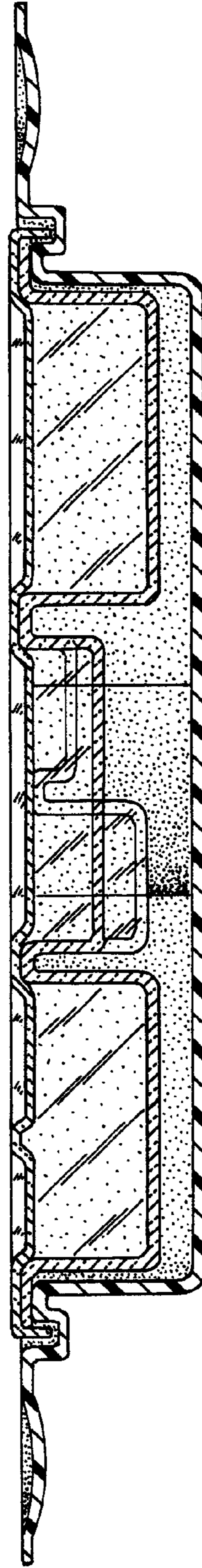


FIG. - 4

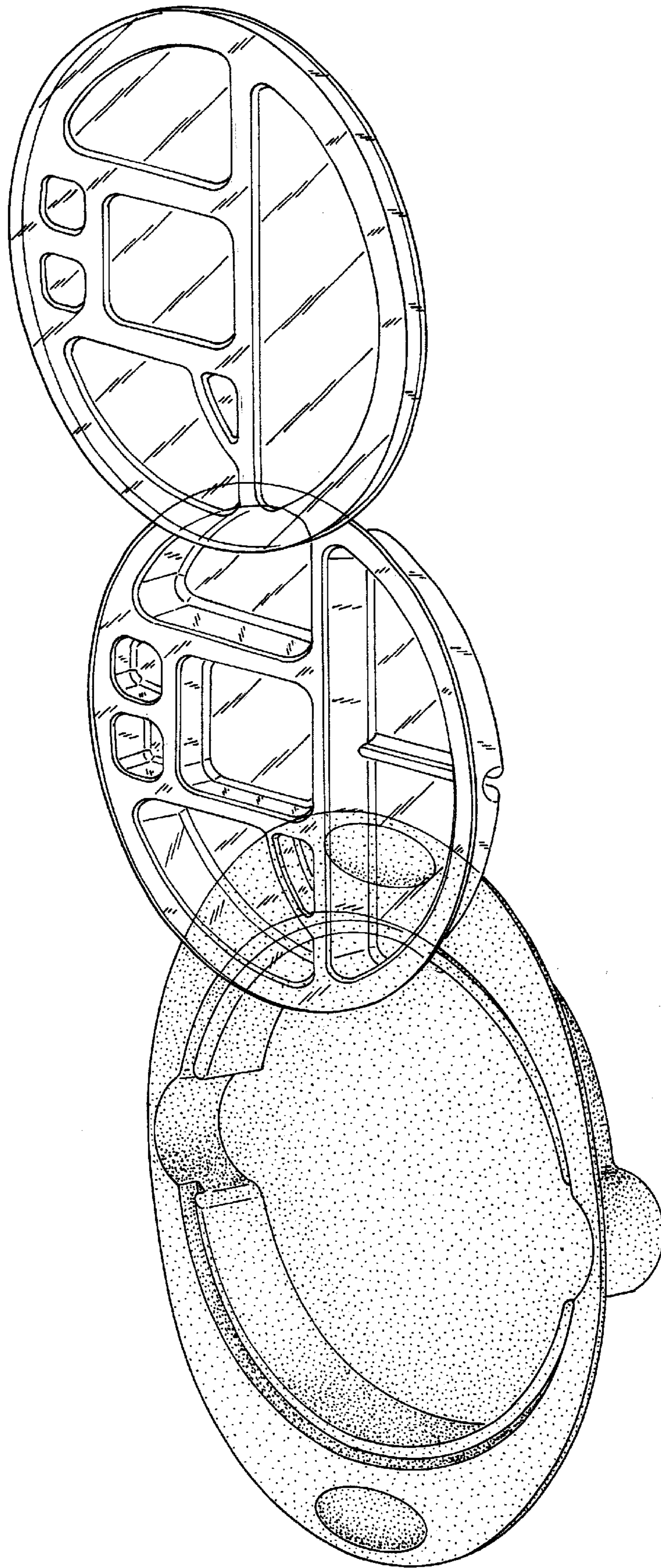


FIG. - 5