



US00D444042S

(12) **United States Design Patent**
Kortleven et al.

(10) **Patent No.:** **US D444,042 S**

(45) **Date of Patent:** **** Jun. 26, 2001**

(54) **SLOTTED SPATULA**

(75) Inventors: **Hanno Kortleven**, Hofstade; **Victor J. J. Cautereels**, Ranst, both of (BE)

(73) Assignee: **Dart Industries Inc.**, Orlando, FL (US)

(**) Term: **14 Years**

(21) Appl. No.: **29/127,868**

(22) Filed: **Aug. 11, 2000**

(51) **LOC (7) Cl.** **07-02**

(52) **U.S. Cl.** **D7/692**

(58) **Field of Search** D7/688-696; 294/7,
294/8; 30/324, 325

(56) **References Cited**

U.S. PATENT DOCUMENTS

- D. 108,077 * 1/1938 Hess D7/692
- D. 151,666 11/1948 Wendt .
- D. 174,607 * 5/1955 Anderson D7/692
- D. 297,092 8/1988 Leung .
- D. 306,115 2/1990 Zimmerman .

- D. 354,204 1/1995 McNaughton D7/692
- 2,485,521 * 10/1949 Wendt 294/7
- 4,569,130 * 2/1986 Koller et al. 294/7 X
- 5,794,996 * 8/1998 Mohabir 294/7

* cited by examiner

Primary Examiner—Terry A. Wallace

(74) *Attorney, Agent, or Firm*—Taylor J. Ross

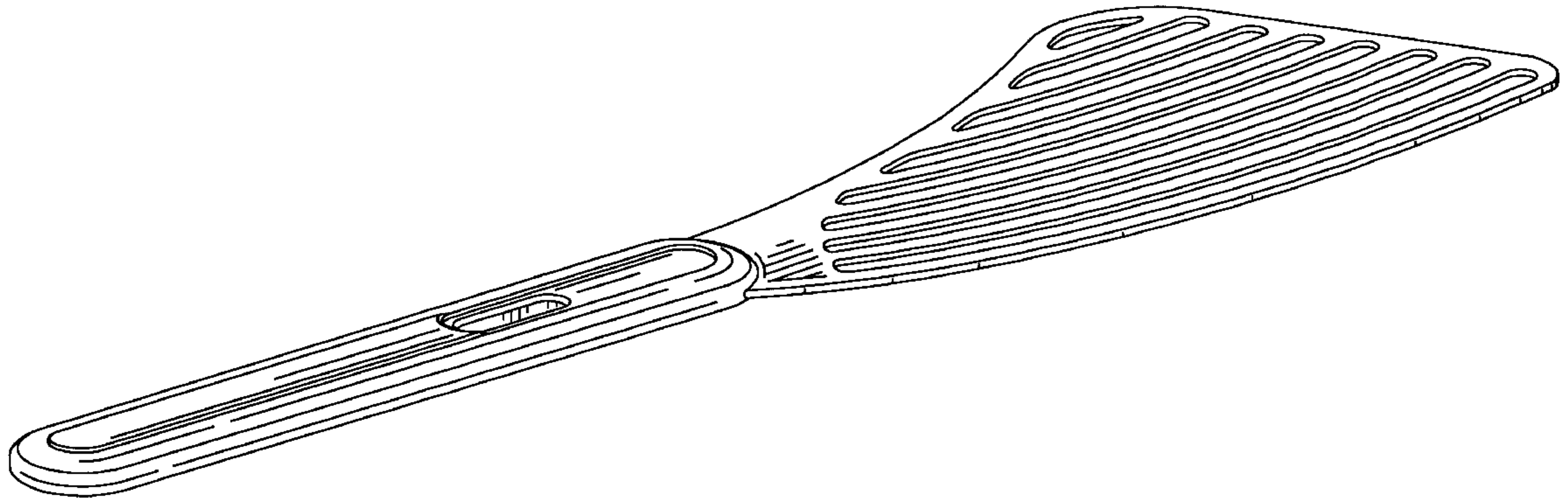
(57) **CLAIM**

The ornamental design for a slotted spatula, as shown and described.

DESCRIPTION

FIG. 1 is a top, side and rear perspective view of a slotted spatula showing the new design;
 FIG. 2 is a front elevation view thereof;
 FIG. 3 is a rear elevation view thereof;
 FIG. 4 is a left side elevation view thereof;
 FIG. 5 is a right side elevation view thereof;
 FIG. 6 is a top plan view thereof; and,
 FIG. 7 is a bottom plan view thereof.

1 Claim, 3 Drawing Sheets



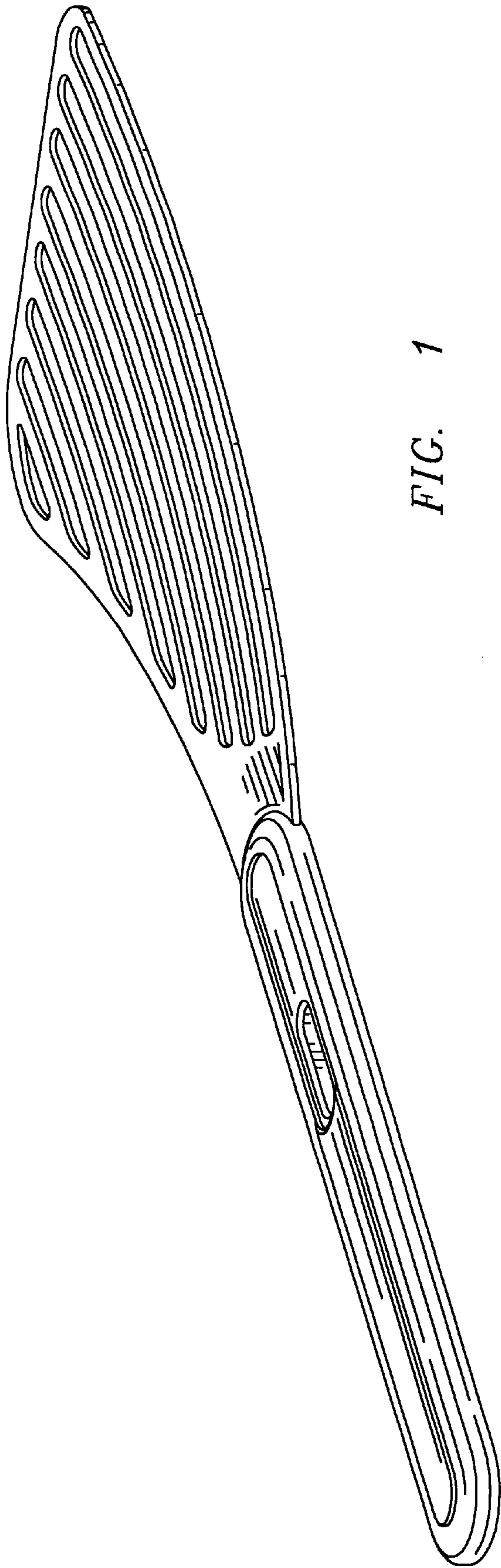


FIG. 1



FIG. 3



FIG. 2



FIG. 4



FIG. 5

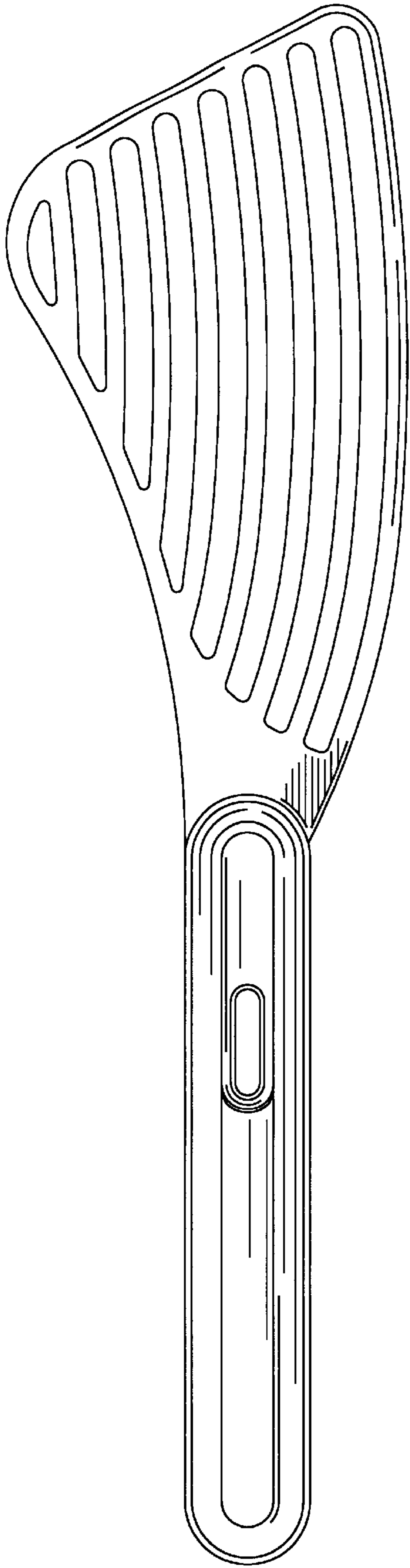


FIG. 6

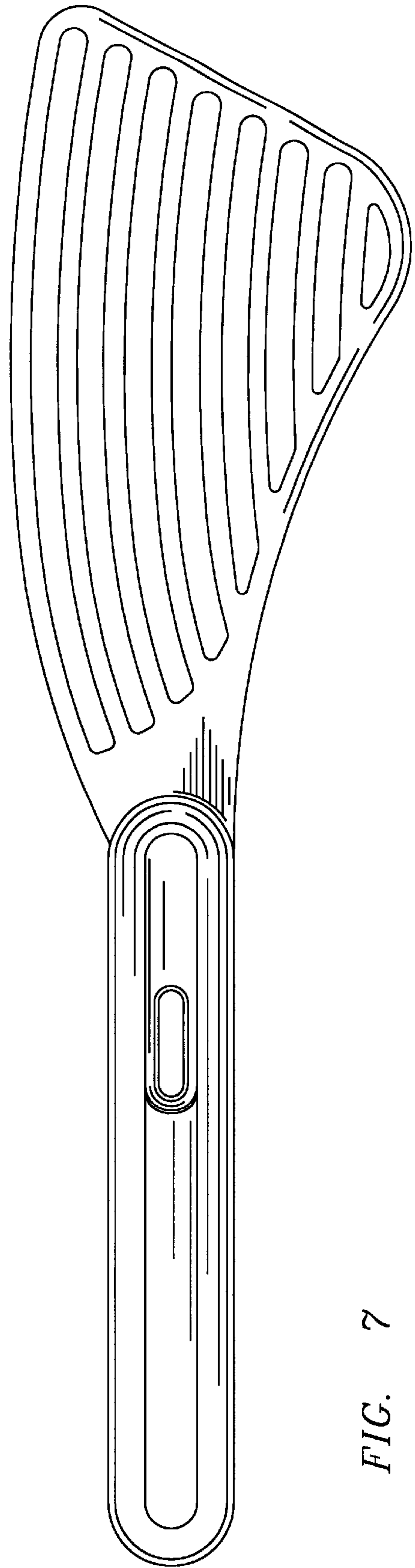


FIG. 7