



US00D444041S

(12) **United States Design Patent**  
**Thuma**

(10) **Patent No.:** **US D444,041 S**

(45) **Date of Patent:** **\*\* Jun. 26, 2001**

(54) **ICE TONGS**

(75) Inventor: **Michael Thuma**, LaGrange, IL (US)

(73) Assignee: **Wilton Industries, Inc.**, Woodridge, IL (US)

(\*\*) Term: **14 Years**

(21) Appl. No.: **29/114,528**

(22) Filed: **Nov. 24, 1999**

(51) **LOC (7) Cl.** ..... **07-06**

(52) **U.S. Cl.** ..... **D7/686**

(58) **Field of Search** ..... D7/683-686; 294/3, 294/8.5, 11, 16, 99.1, 99.2, 118, 119

(56) **References Cited**

**U.S. PATENT DOCUMENTS**

- D. 49,863 \* 11/1916 Seaman ..... D7/686
- D. 160,375 \* 10/1950 Edlund ..... D7/686
- D. 253,803 \* 1/1980 Daenen ..... D7/686

- D. 297,899 \* 10/1988 Kato ..... D7/686
- D. 392,849 \* 3/1998 Zeller ..... D7/686

\* cited by examiner

*Primary Examiner*—Terry A. Wallace

(74) *Attorney, Agent, or Firm*—Piper Marbury Rudnick & Wolfe

(57) **CLAIM**

The ornamental design for ice tongs, as shown and described.

**DESCRIPTION**

FIG. 1 is a perspective view of the ice tongs of the invention; FIG. 2 is a front elevational view thereof, the rear view of which is an identical mirror image; FIG. 3 is a side elevational view thereof, the opposite side of which is an identical mirror image; FIG. 4 is a top plan view thereof; and, FIG. 5 is a bottom plan view thereof.

**1 Claim, 1 Drawing Sheet**

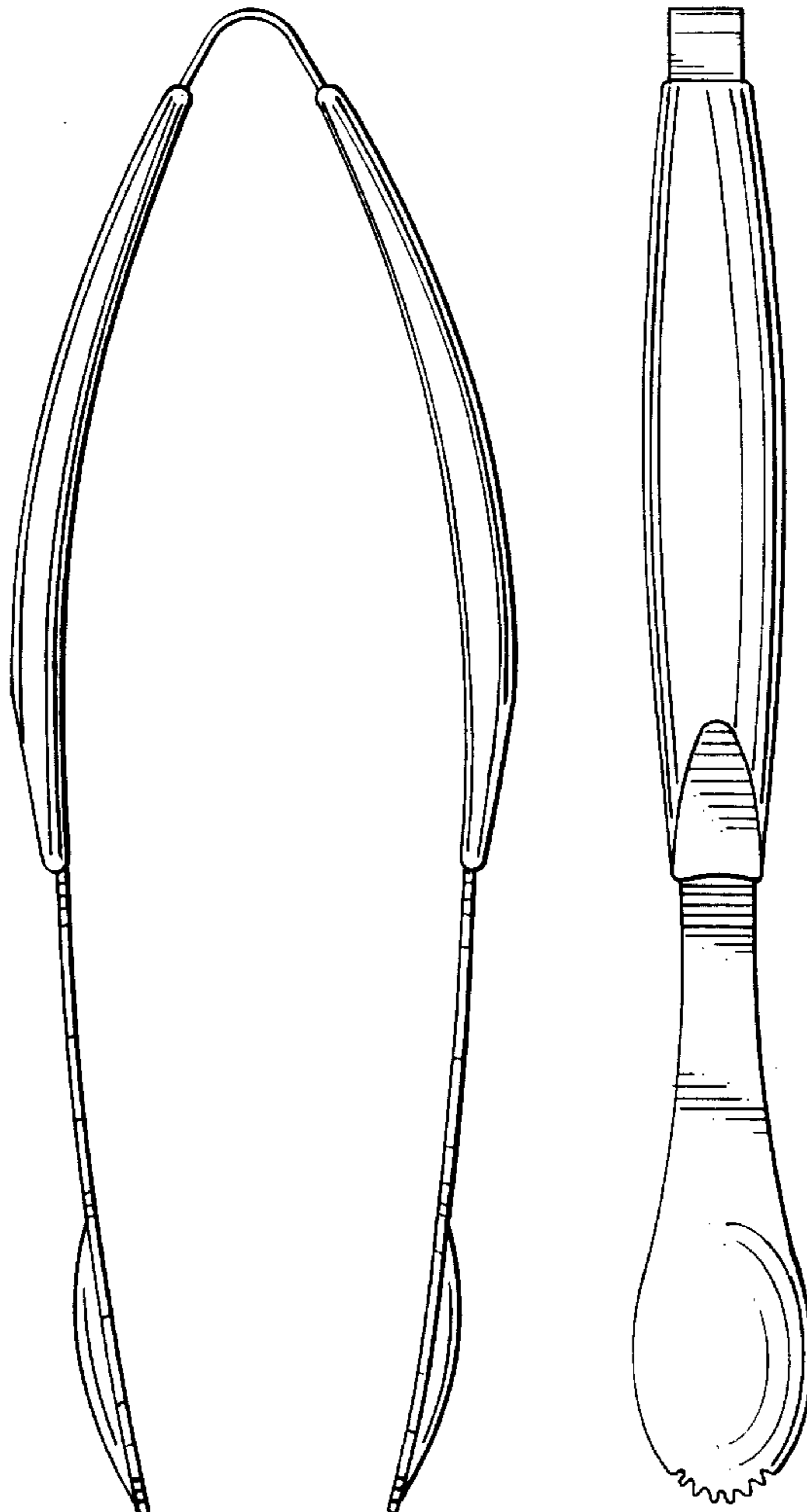


FIG. 1

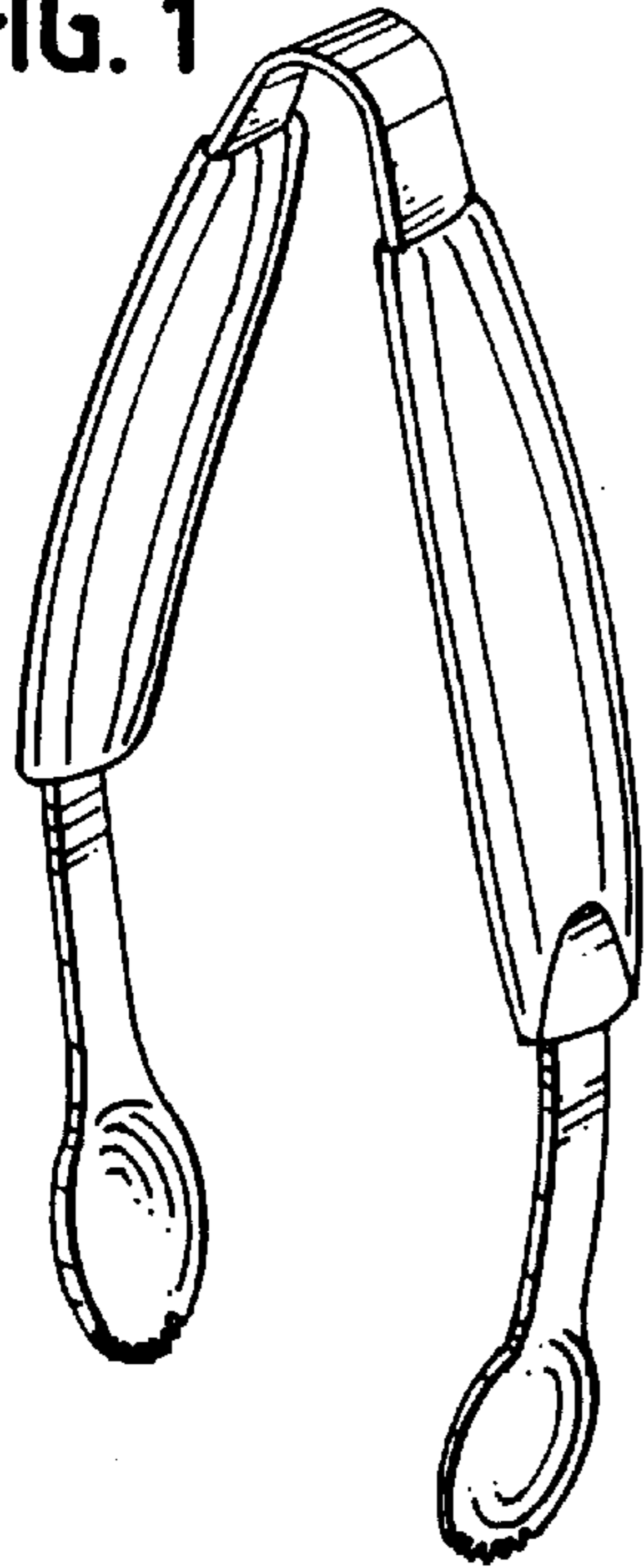


FIG. 2

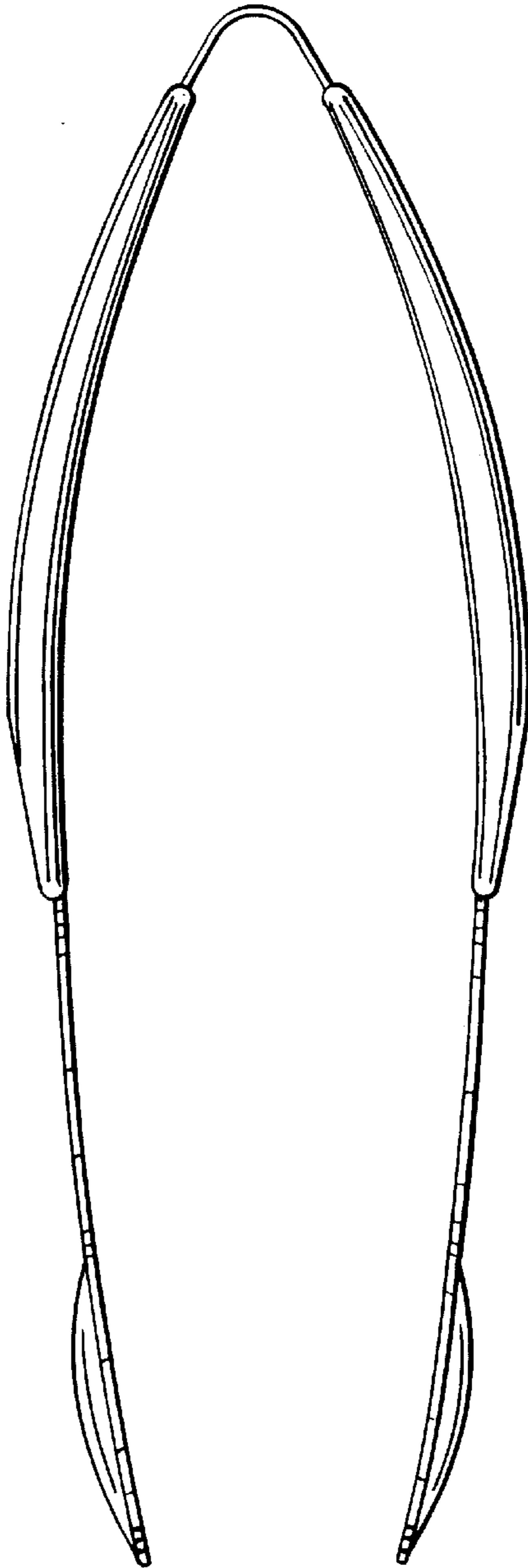


FIG. 3

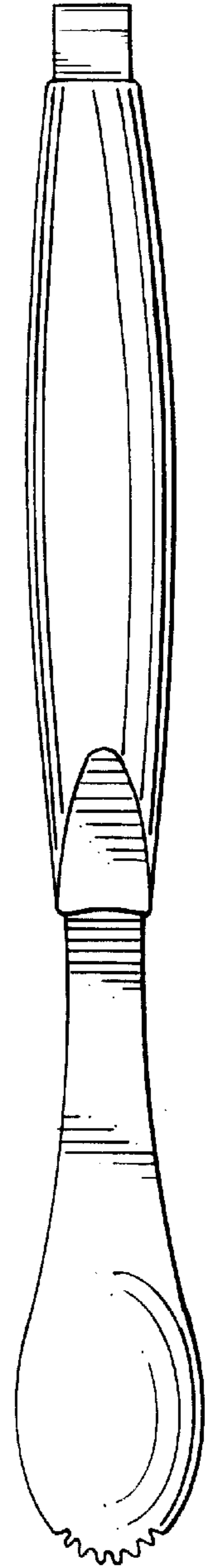


FIG. 4

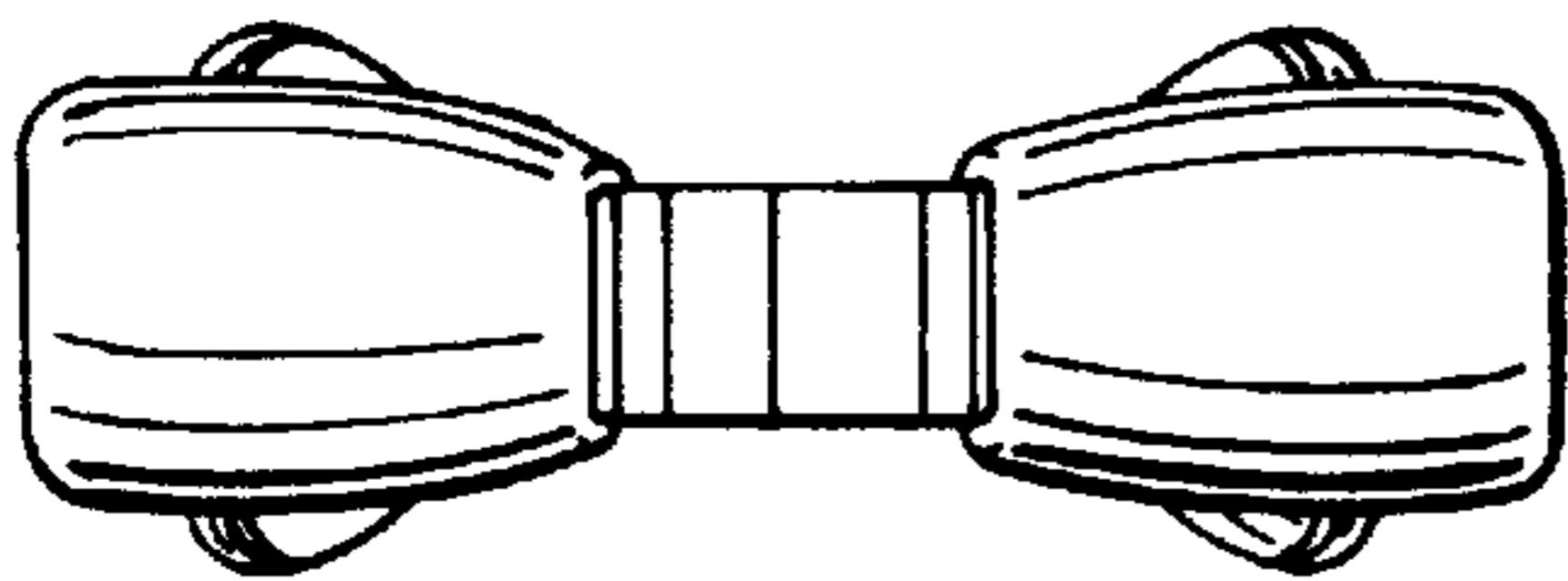


FIG. 5

