



US00D444020S

(12) **United States Design Patent**  
**Muth**

(10) **Patent No.:** **US D444,020 S**

(45) **Date of Patent:** **\*\* Jun. 26, 2001**

(54) **DISPLAY ORGANIZER FOR COMPACT DISCS**

(76) **Inventor:** **William H. Muth**, 767 Everist Dr.,  
Aberdeen, MD (US) 21001

(\*\*) **Term:** **14 Years**

(21) **Appl. No.:** **29/133,204**

(22) **Filed:** **Nov. 27, 2000**

(51) **LOC (7) Cl.** ..... **06-04**

(52) **U.S. Cl.** ..... **D6/630; D6/465**

(58) **Field of Search** ..... D6/407, 626-630,  
D6/462-468, 450, 457, 473-476, 556-567,  
570-572, 553; D32/55, 58; 211/40, 41.1,  
41.2, 41.3, 41.4, 42, 41.12, 44, 41.18, 48,  
181.1

(56) **References Cited**

**U.S. PATENT DOCUMENTS**

- D. 237,849 \* 12/1975 Hale ..... D6/463
- D. 238,029 \* 12/1975 Howard ..... D6/464 X
- D. 243,738 \* 3/1977 Johnson ..... D7/704
- D. 249,913 \* 10/1978 Nicely ..... D6/463
- D. 282,797 \* 3/1986 Dixon ..... D6/465
- D. 317,095 \* 5/1991 Albers et al. .... D6/464
- D. 342,395 \* 12/1993 Huang ..... D6/407
- D. 343,533 \* 1/1994 David ..... D6/407

- D. 352,848 \* 11/1994 Dardashti ..... D6/465
- D. 364,979 \* 12/1995 Thomas et al. .... D6/465
- D. 369,483 \* 5/1996 Kandel ..... D6/465
- D. 370,137 \* 5/1996 David ..... D6/407
- D. 380,925 \* 7/1997 Chu ..... D6/630
- D. 381,548 \* 7/1997 Goodman ..... D6/630
- D. 382,133 \* 8/1997 Messina et al. .... D6/409
- D. 394,980 \* 6/1998 Goodman ..... D6/630
- D. 397,903 \* 9/1998 Dardashti ..... D6/630
- D. 416,157 \* 11/1999 Akins ..... D6/566
- D. 431,747 \* 10/2000 Dardashti ..... D6/630
- 2,205,064 \* 6/1940 Irwin ..... 211/40 X
- 2,286,831 \* 6/1942 Ressinger ..... D6/463 X

\* cited by examiner

*Primary Examiner*—Jeffrey Asch  
(74) *Attorney, Agent, or Firm*—Robert M. Sperry

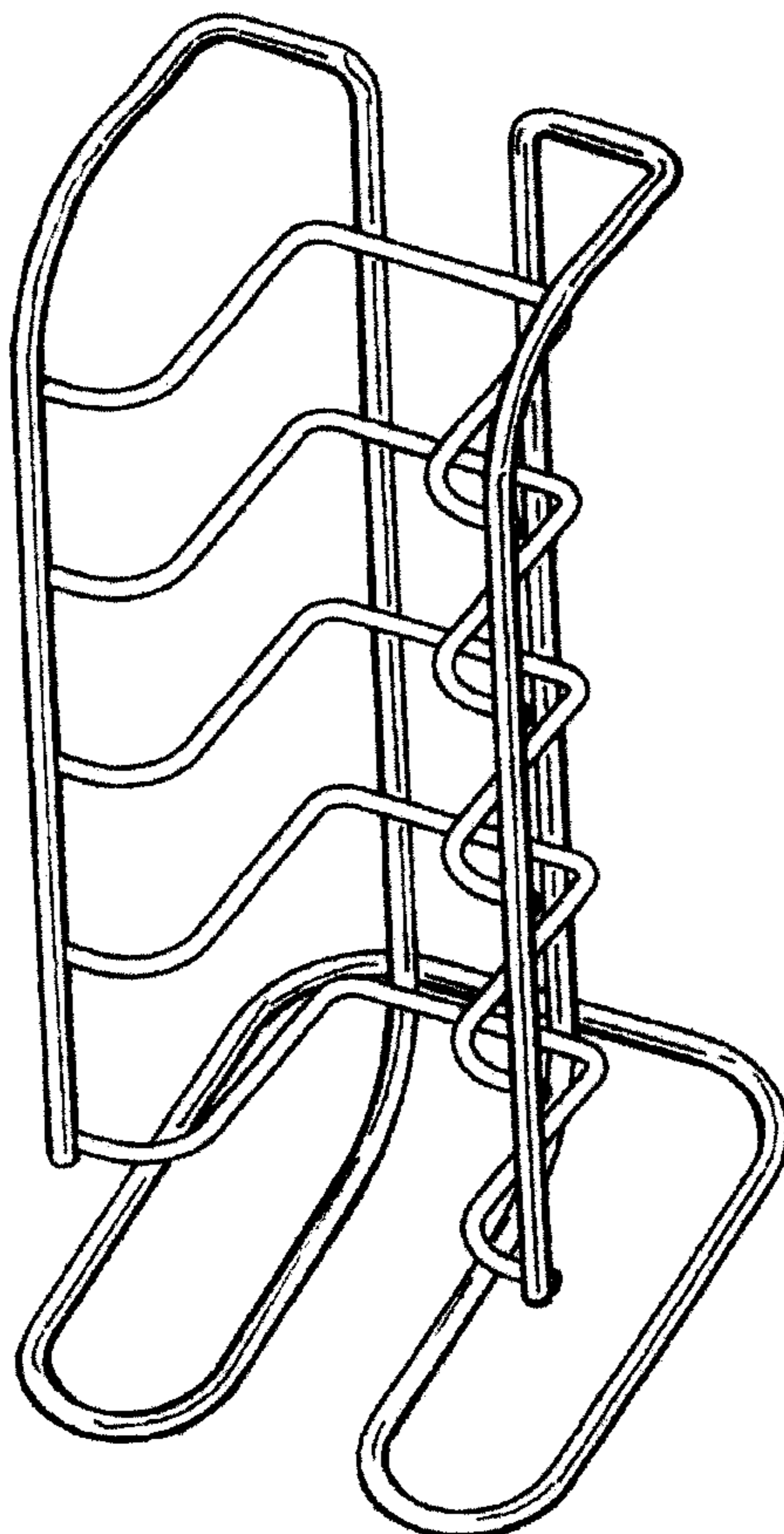
(57) **CLAIM**

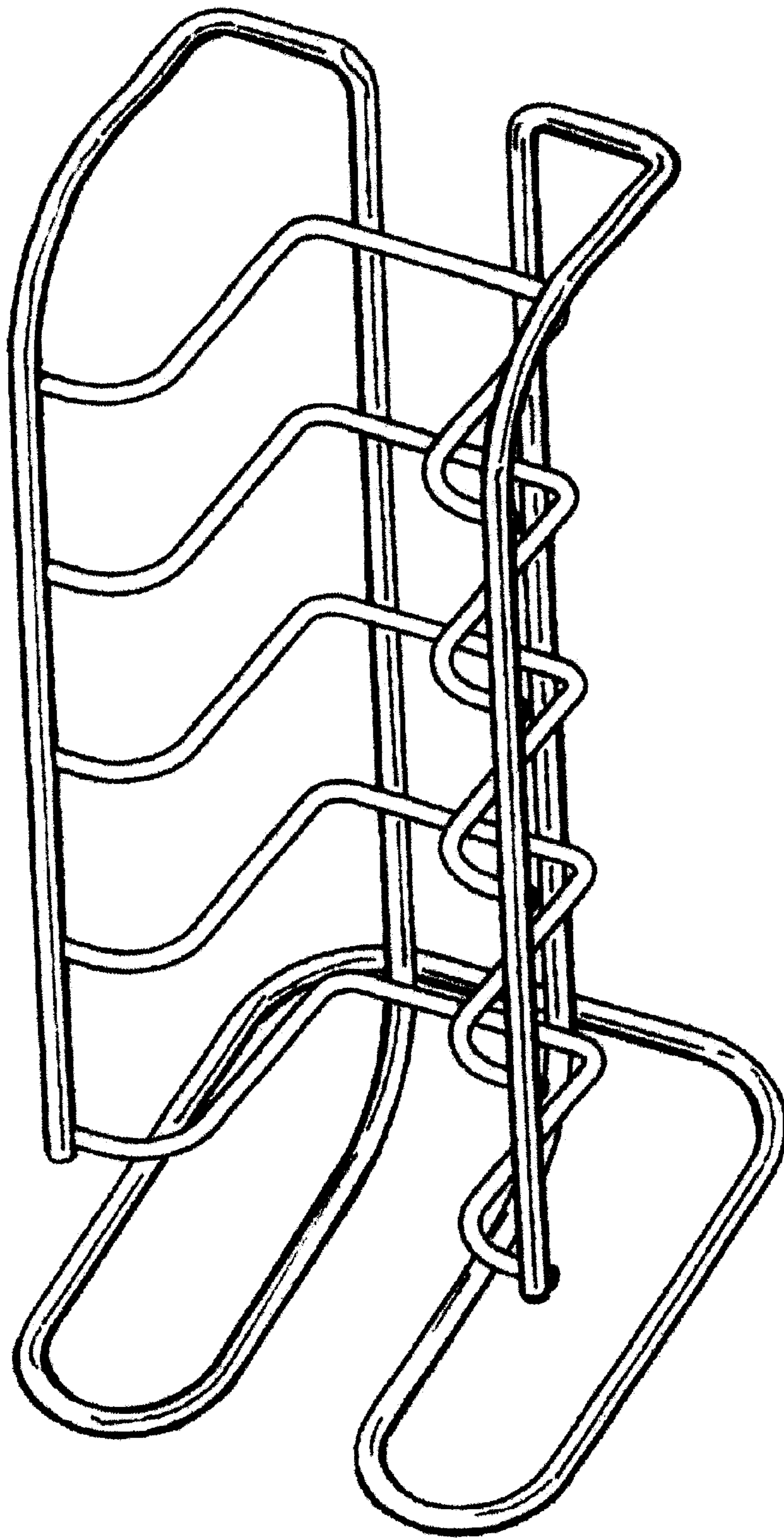
The ornamental design for a display organizer for compact discs, as shown and described.

**DESCRIPTION**

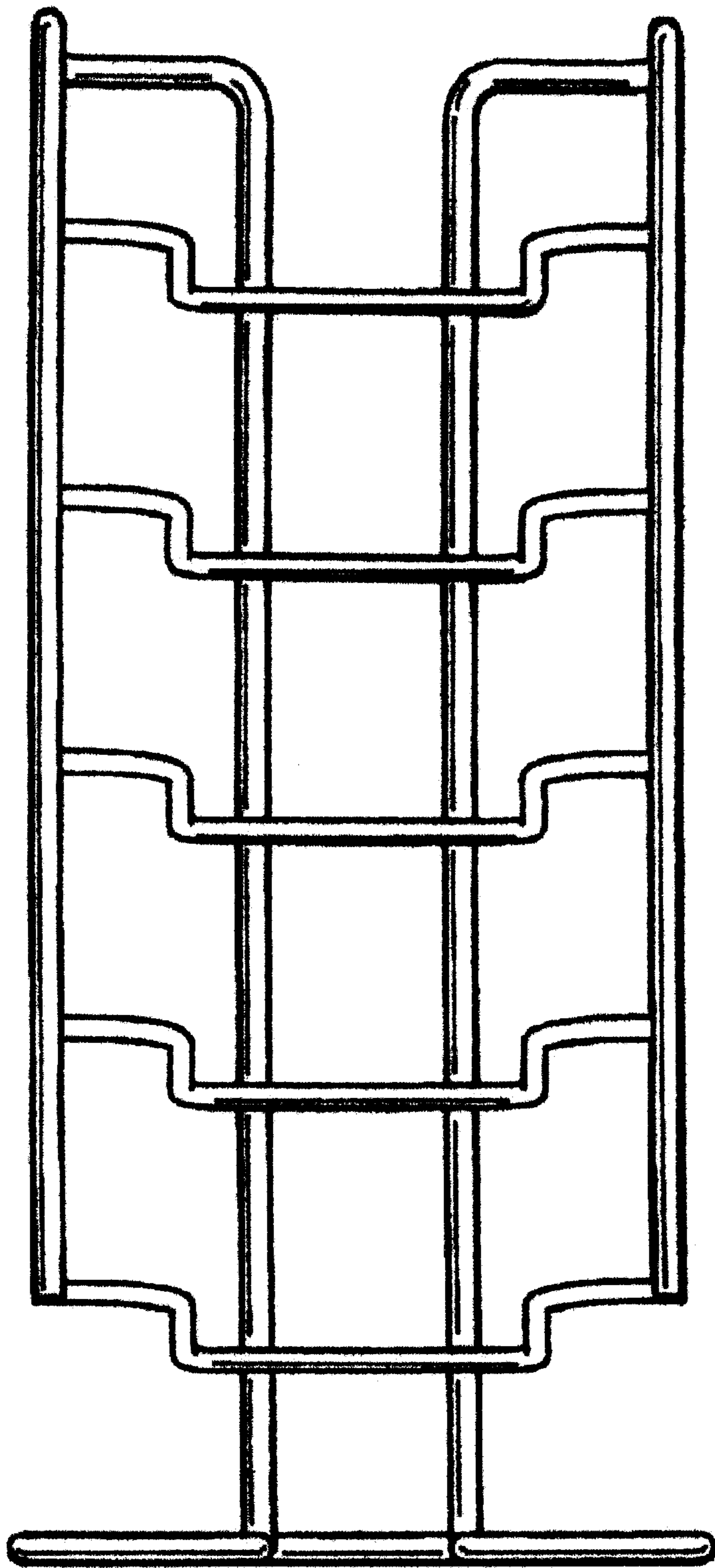
FIG. 1 is an isometric view of the display organizer of the claimed design;  
FIG. 2 is a front view of the display organizer of FIG. 1;  
FIG. 3 is a side view of the display organizer of FIG. 1; and,  
FIG. 4 is a bottom view of the display organizer of FIG. 1.

**1 Claim, 4 Drawing Sheets**





**Fig. 1**



**Fig. 2**


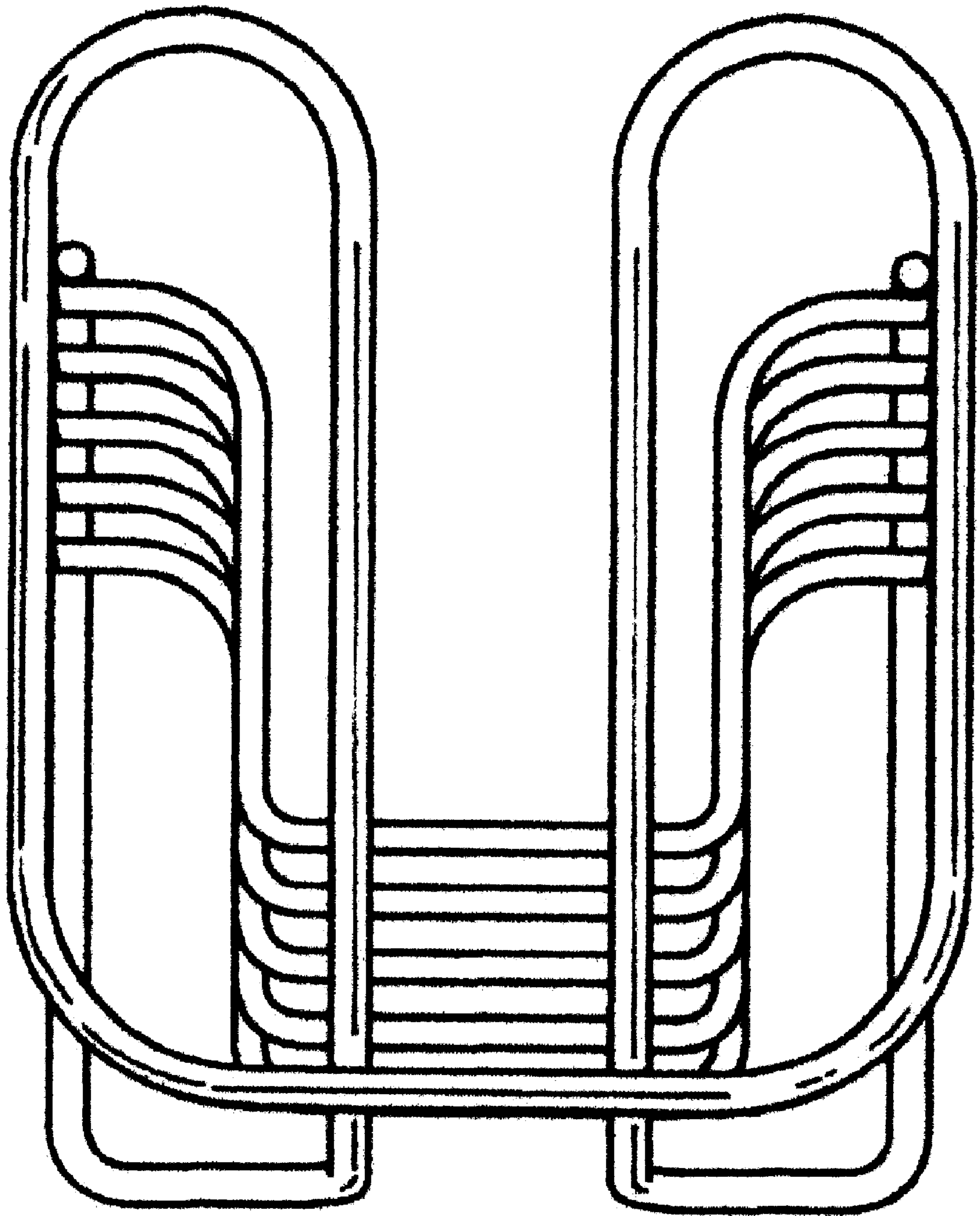


Fig. 3



**Fig. 4**