



US00D444019S

(12) **United States Design Patent**
Barron et al.

(10) **Patent No.:** **US D444,019 S**

(45) **Date of Patent:** **** Jun. 26, 2001**

(54) **DECORATIVE VALANCE**

(75) Inventors: **Steven Barron; Ruth Barron**, both of
Huntington, NY (US)

(73) Assignee: **Barbara Barron Designs, Inc.**,
Huntington, NY (US)

(**) Term: **14 Years**

(21) Appl. No.: **29/124,663**

(22) Filed: **Jun. 9, 2000**

(51) **LOC (7) Cl.** **06-10**

(52) **U.S. Cl.** **D6/579**

(58) **Field of Search** D6/575, 579, 581;
160/38, 39, 248, 265; 362/151

D. 207,585	*	5/1967	Packer	D6/579
D. 318,592	*	7/1991	Byrne	D6/579
D. 334,683	*	4/1993	Byrne	D6/579
D. 379,729	*	6/1997	Ohanesian	D6/579
D. 406,716	*	3/1999	Growden	D6/579
1,848,618		3/1932	Gandolfo et al.	.	
2,204,776		6/1940	Schifrin	.	
2,243,222		5/1941	Rebholz	.	
2,708,711		5/1955	McGinty et al.	.	
5,159,965		11/1992	Roy et al.	.	

* cited by examiner

Primary Examiner—Mitchell Siegel

(74) *Attorney, Agent, or Firm*—Dilworth & Barrese, LLP

(57) **CLAIM**

The ornamental design for a decorative valance, as shown and described.

(56) **References Cited**

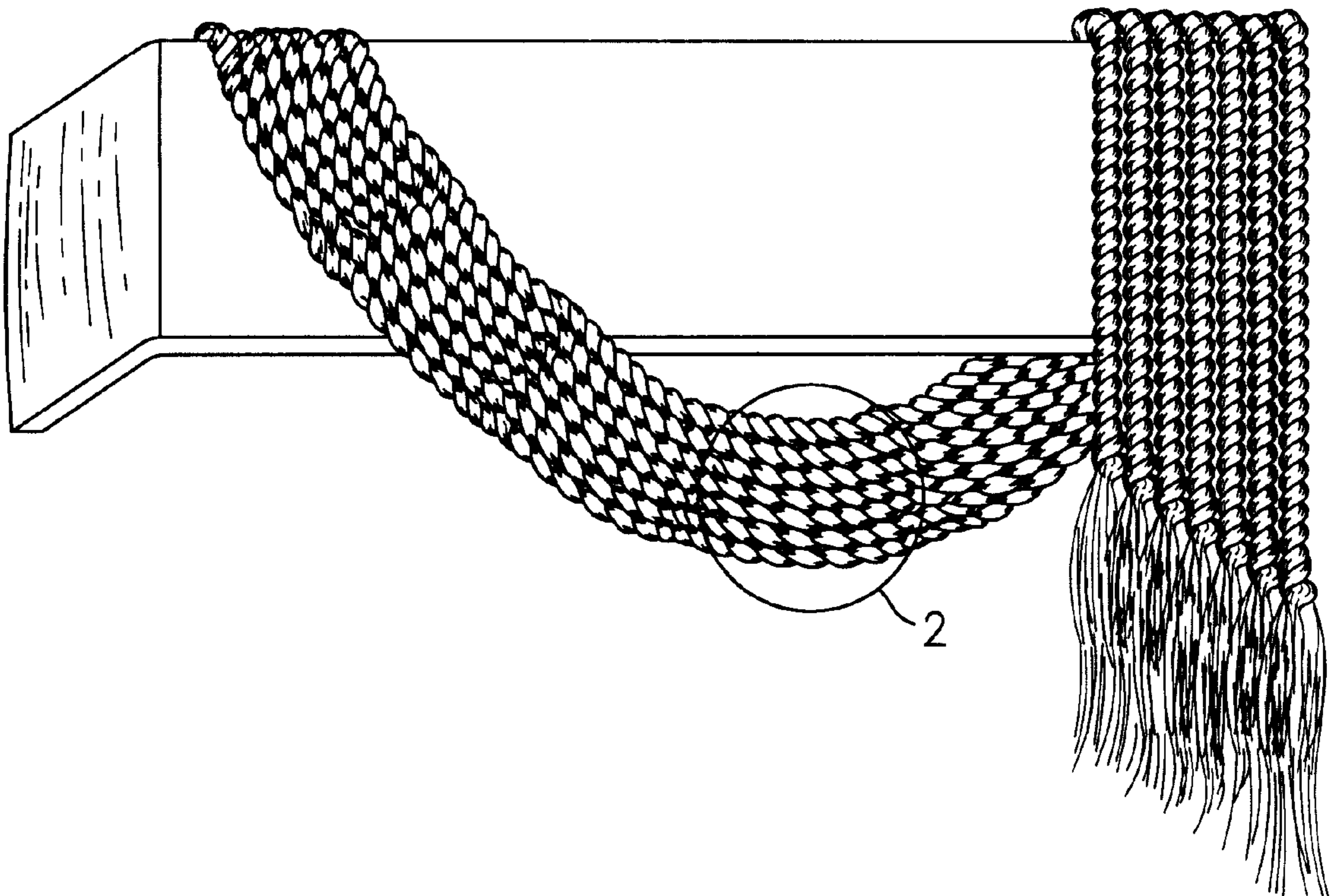
U.S. PATENT DOCUMENTS

D. 37,784	*	1/1906	Hamburger	D6/579
D. 37,785	*	1/1906	Hamburger	D6/579
D. 84,537		6/1931	Oberting	.	
D. 101,224	*	9/1936	Kirsch	D6/579
D. 122,102		8/1940	Sobiloff	.	
D. 150,554		8/1948	Cline	.	
D. 165,515		12/1951	Eckert	.	
D. 167,176		7/1952	Schaefer	.	

DESCRIPTION

FIG. 1 is a bottom perspective view of the decorative valance showing our new design;
FIG. 2 is an enlarged fragmented bottom perspective view, showing a detailed portion of the valance;
FIG. 3 is a top plan view of FIG. 1; and,
FIG. 4 is a side view thereof, the other side being a mirror image.

1 Claim, 1 Drawing Sheet



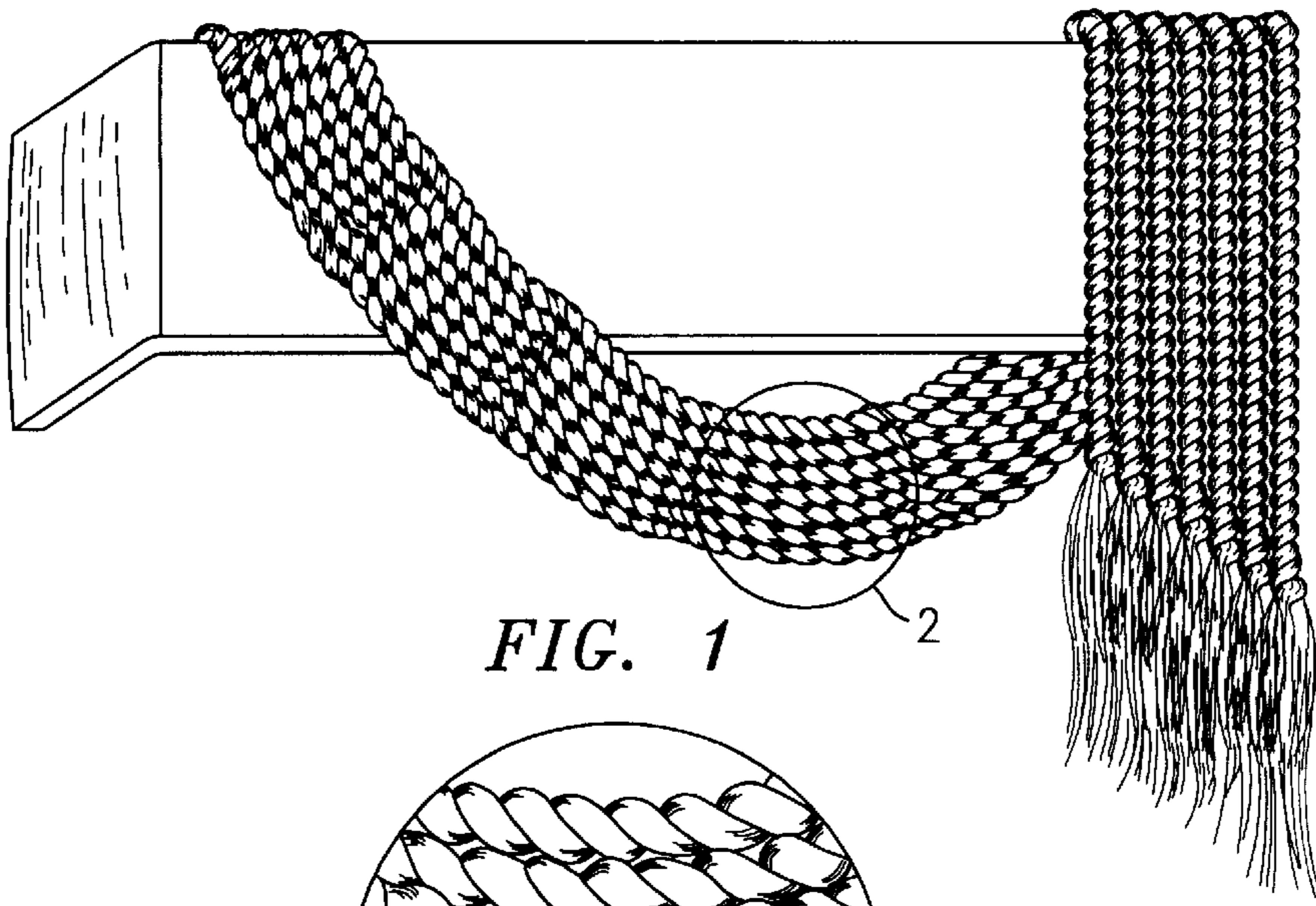


FIG. 1

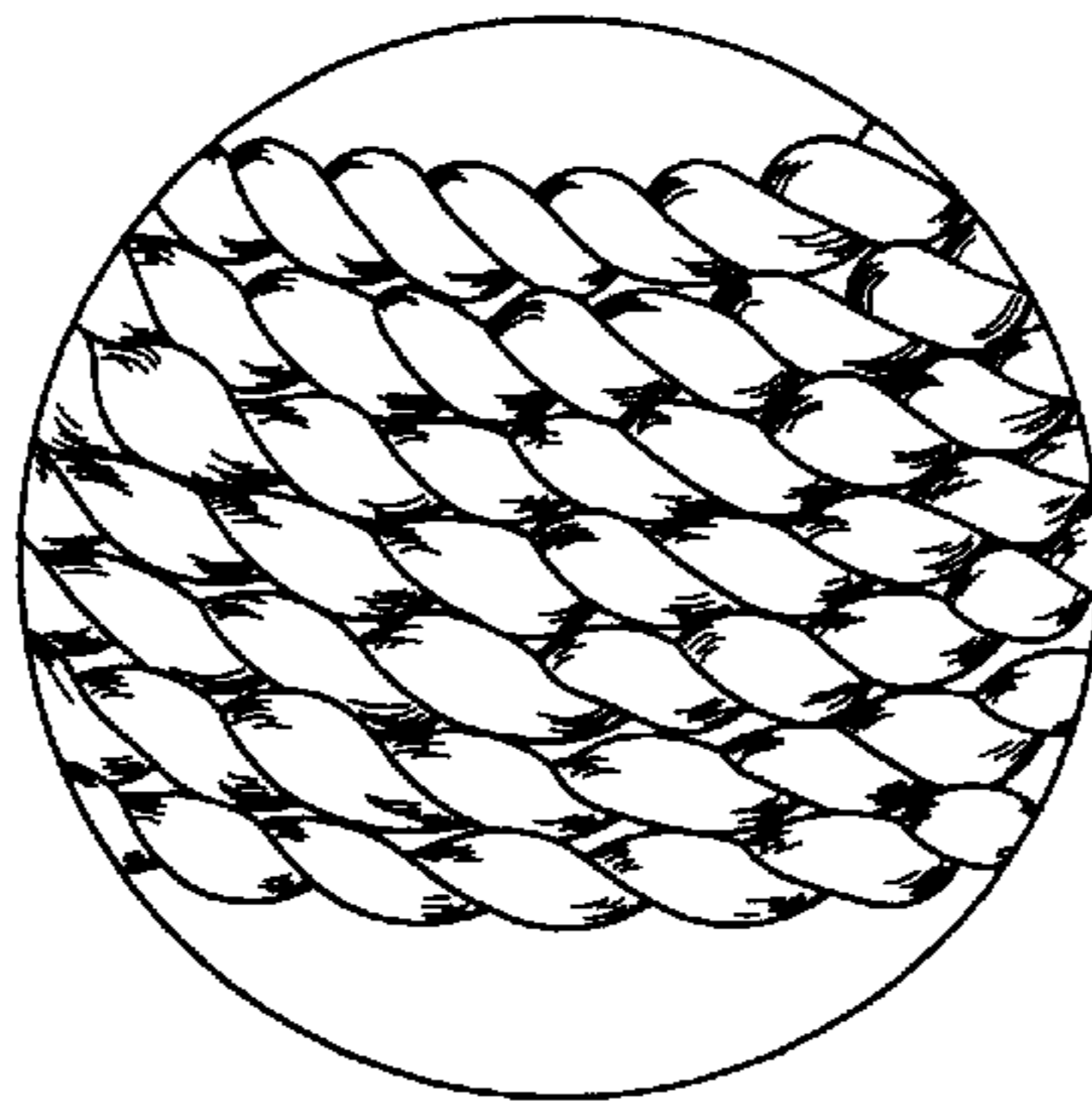


FIG. 2




FIG. 3

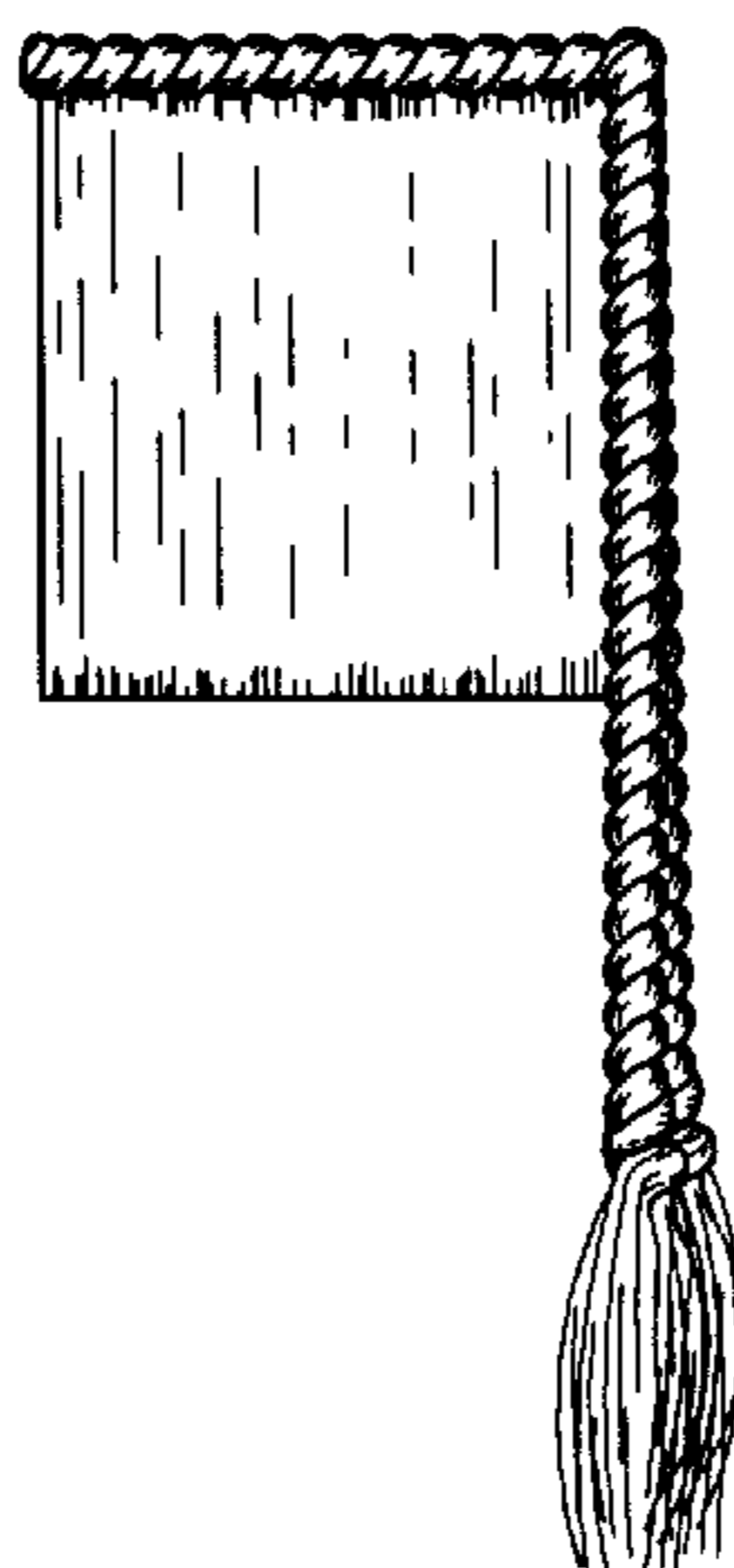


FIG. 4