



US00D444003S

(12) **United States Design Patent**
Melillo

(10) **Patent No.:** **US D444,003 S**

(45) **Date of Patent:** **** Jun. 26, 2001**

(54) **VANITY CABINET**

(75) **Inventor:** **Timothy Melillo**, Middlefield, OH (US)

(73) **Assignee:** **Kraftmaid Cabinetry, Inc.**,
Middlefield, OH (US)

(**) **Term:** **14 Years**

(21) **Appl. No.:** **29/118,228**

(22) **Filed:** **Feb. 4, 2000**

(51) **LOC (7) Cl.** **06-04**

(52) **U.S. Cl.** **D6/445**

(58) **Field of Search** D6/553, 559, 560-61,
D6/329, 396, 432, 436-39, 444-46, 448;
312/209, 224-25, 234, 242, 245; 206/320,
823

(56) **References Cited**

U.S. PATENT DOCUMENTS

- D. 253,563 * 12/1979 Ungaro D6/561
- D. 318,387 * 7/1991 Bush et al. D6/445
- D. 318,582 * 7/1991 Hollington D6/446

- D. 327,380 * 6/1992 Bush et al. D6/436
- D. 370,365 * 6/1996 Brunner et al. D6/445
- D. 412,629 * 8/1999 Zaidman D6/445
- D. 415,918 * 11/1999 Chen D6/561
- D. 426,736 * 6/2000 Winter et al. D6/561
- 5,951,127 * 9/1999 Smith 312/245 X

* cited by examiner

Primary Examiner—Brian N. Vinson

(74) *Attorney, Agent, or Firm*—Edgar A. Zarins; Lloyd D. Doigan


(57) **CLAIM**

The ornamental design for a vanity cabinet, as shown and described.

DESCRIPTION

FIG. 1 is a perspective view of a vanity cabinet showing my design;
 FIG. 2 is a front elevational view thereof;
 FIG. 3 is a top plan thereof; and
 FIG. 4 is a right side elevational view thereof; and,
 FIG. 5 is a left side elevational view thereof.

1 Claim, 2 Drawing Sheets






Fig-1




Fig-2

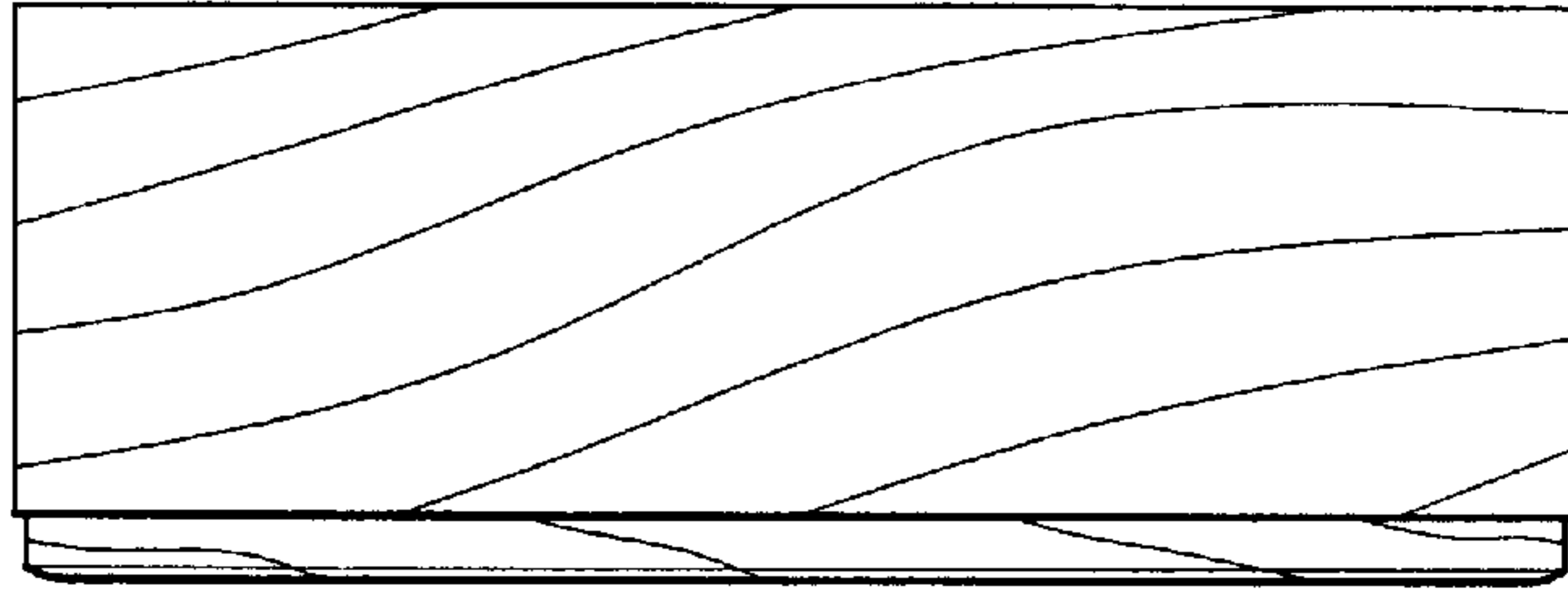


Fig-3

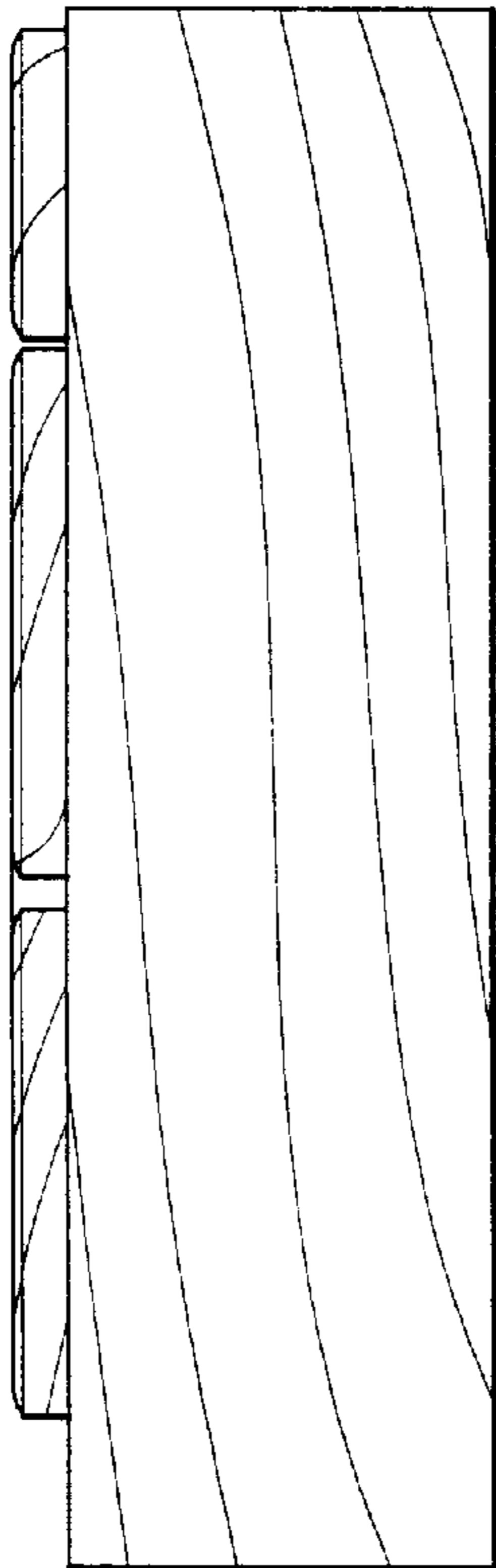


Fig-4




Fig-5