



US00D443998S

(12) **United States Design Patent**
Leon et al.

(10) **Patent No.: US D443,998 S**

(45) **Date of Patent: ** *Jun. 26, 2001**

(54) **KING-SIZE BED**

(75) Inventors: **Juan J. Leon**, Plano; **Luis Oropeza**, Carrollton, both of TX (US)

(73) Assignee: **Leather Center, Inc.**, Carrollton, TX (US)

(*) Notice: This patent is subject to a terminal disclaimer.

(**) Term: **14 Years**

(21) Appl. No.: **29/130,485**

(22) Filed: **Oct. 2, 2000**

(51) **LOC (7) Cl. 06-01**

(52) **U.S. Cl. D6/393**

(58) **Field of Search** D6/382-389, 392-395, D6/505-508; 5/53.1, 279.1, 281, 907, 310

(56) **References Cited**

U.S. PATENT DOCUMENTS

- D. 96,379 * 7/1935 Freedman D6/393
- D. 101,780 11/1936 Krick .
- D. 279,439 7/1985 Offredi .
- D. 294,312 2/1988 Gleason .
- D. 295,352 4/1988 Cohen .
- D. 316,636 5/1991 Fisher .
- D. 339,008 9/1993 Natuzzi et al. .
- D. 343,735 2/1994 Ferguson .
- D. 365,218 12/1995 Russell .
- D. 370,793 6/1996 Keller .
- D. 370,794 6/1996 Mann et al. .
- D. 373,260 9/1996 James .
- D. 373,486 9/1996 Keller et al. .
- D. 374,133 * 10/1996 Paus D6/393
- D. 378,963 4/1997 Mourgue .

- D. 390,374 2/1998 Hutton .
- D. 390,375 2/1998 Walters, III et al. .
- D. 391,413 3/1998 De Blaay .
- D. 392,811 3/1998 Bergelin .
- D. 393,378 4/1998 Hutton .
- D. 395,964 7/1998 Bell, Jr. .
- D. 395,965 7/1998 Hutton .
- D. 403,527 1/1999 Annas .
- D. 408,648 4/1999 Walters, III et al. .
- D. 411,056 6/1999 Dileo .
- D. 412,795 * 8/1999 Bargagli-Stoffi D6/393
- D. 413,455 9/1999 Lacroix et al. .
- D. 417,972 12/1999 Muller .

OTHER PUBLICATIONS

Domus, Apr. 1991, bed at top left.*

* cited by examiner

Primary Examiner—Janice E. Seeger

(74) *Attorney, Agent, or Firm*—Haynes and Boone, LLP

(57) **CLAIM**

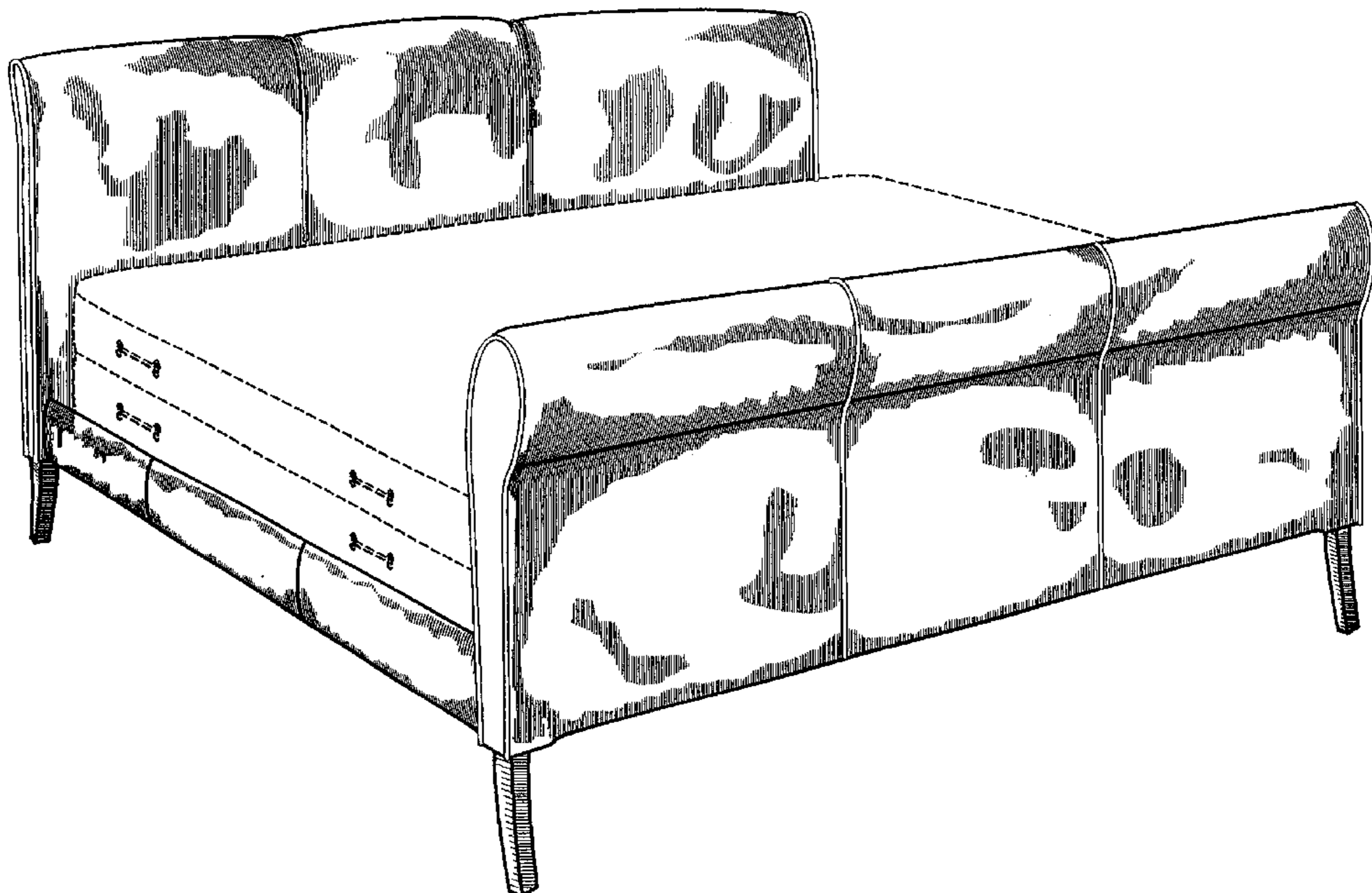
The ornamental design for the king-size bed, as shown and described.

DESCRIPTION

FIG. 1 is an isometric view thereof;
 FIG. 2 is a front elevational view thereof;
 FIG. 3 is a rear elevational view thereof;
 FIG. 4 is a right-side elevational view thereof;
 FIG. 5 is a left-side elevational view thereof;
 FIG. 6 is a top plan view thereof; and,
 FIG. 7 is a bottom plan view thereof.

The broken lines are for environment purposes only and form no part of the claimed design.

1 Claim, 5 Drawing Sheets






FIG. 1

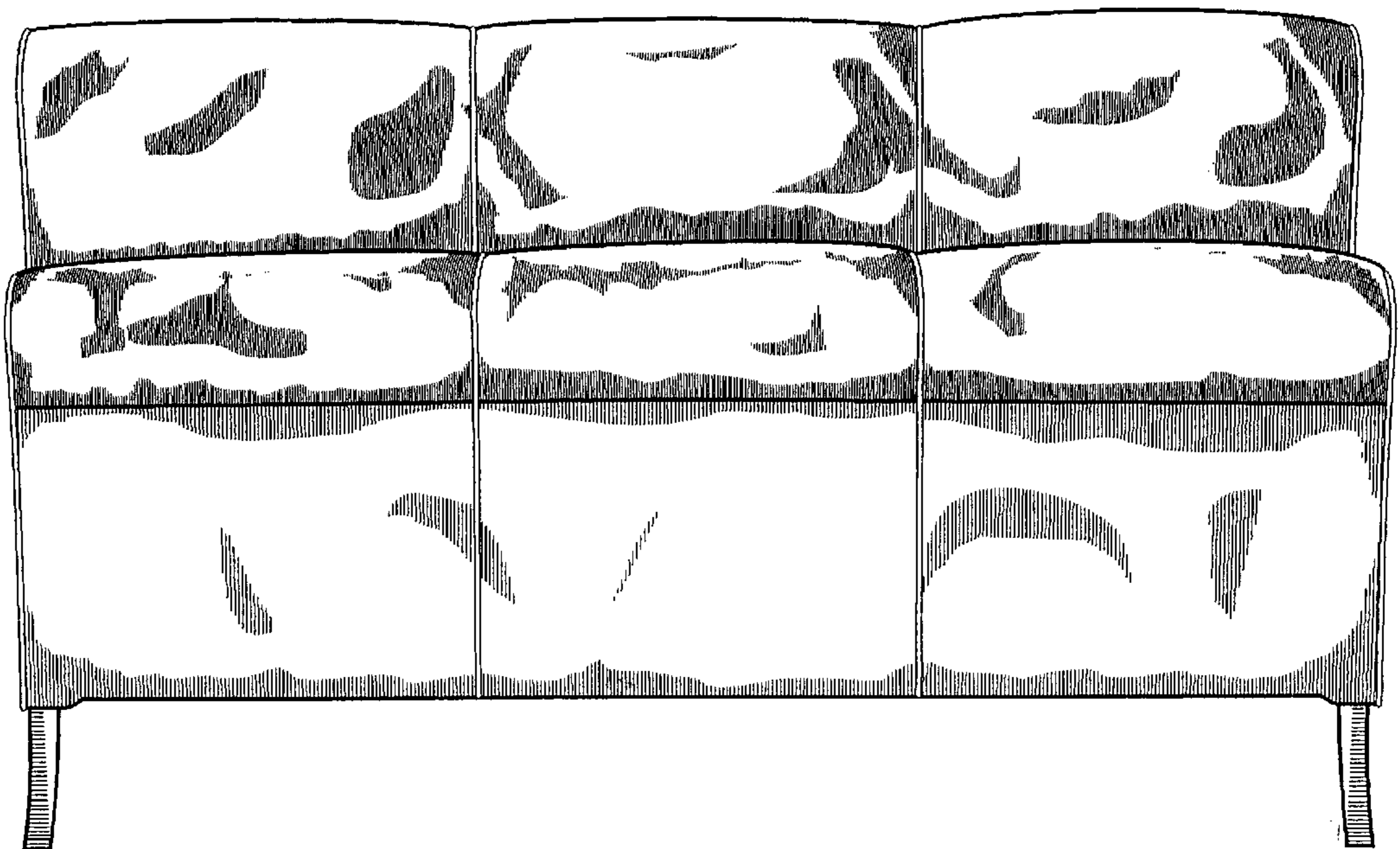


FIG. 2

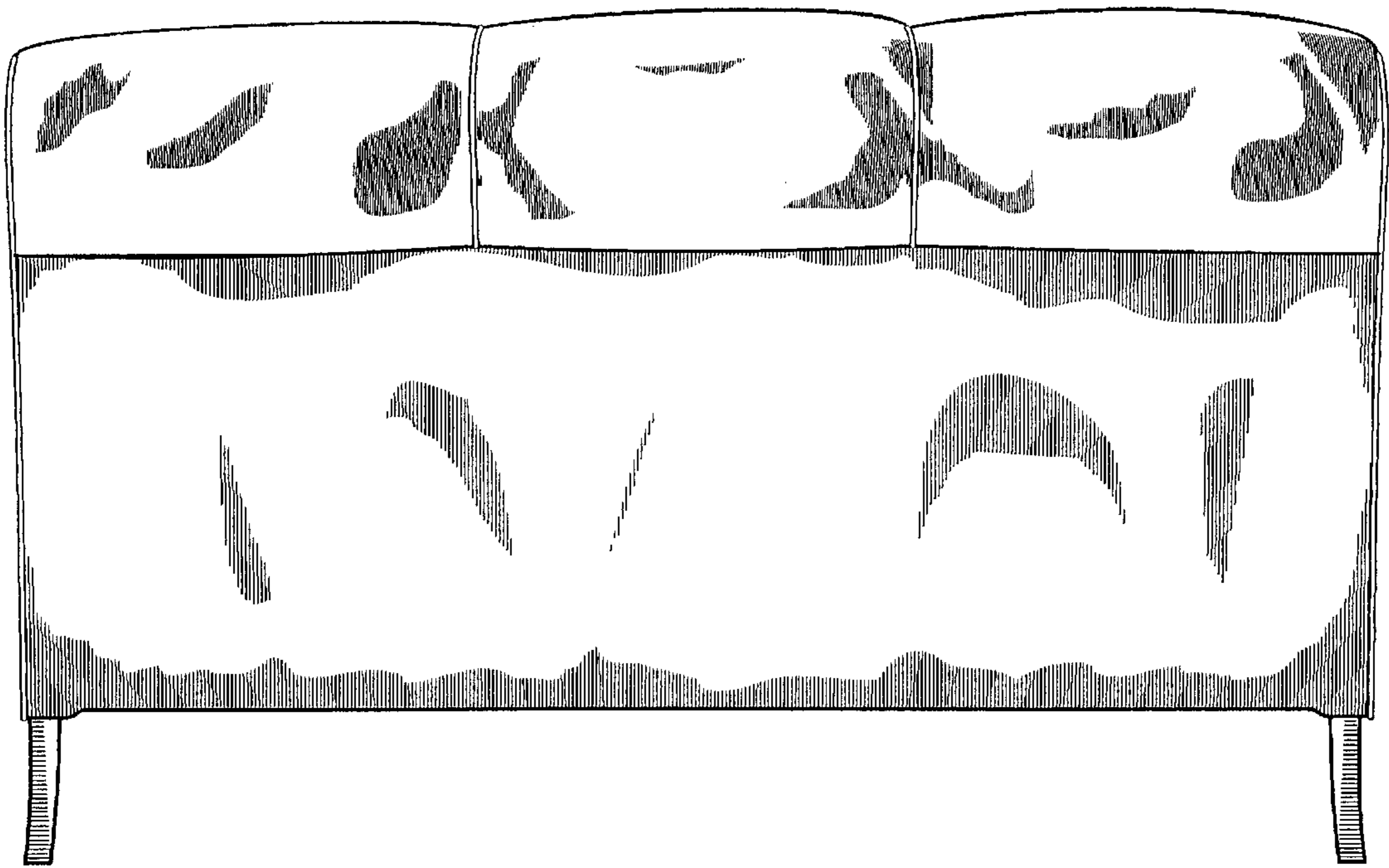


FIG. 3

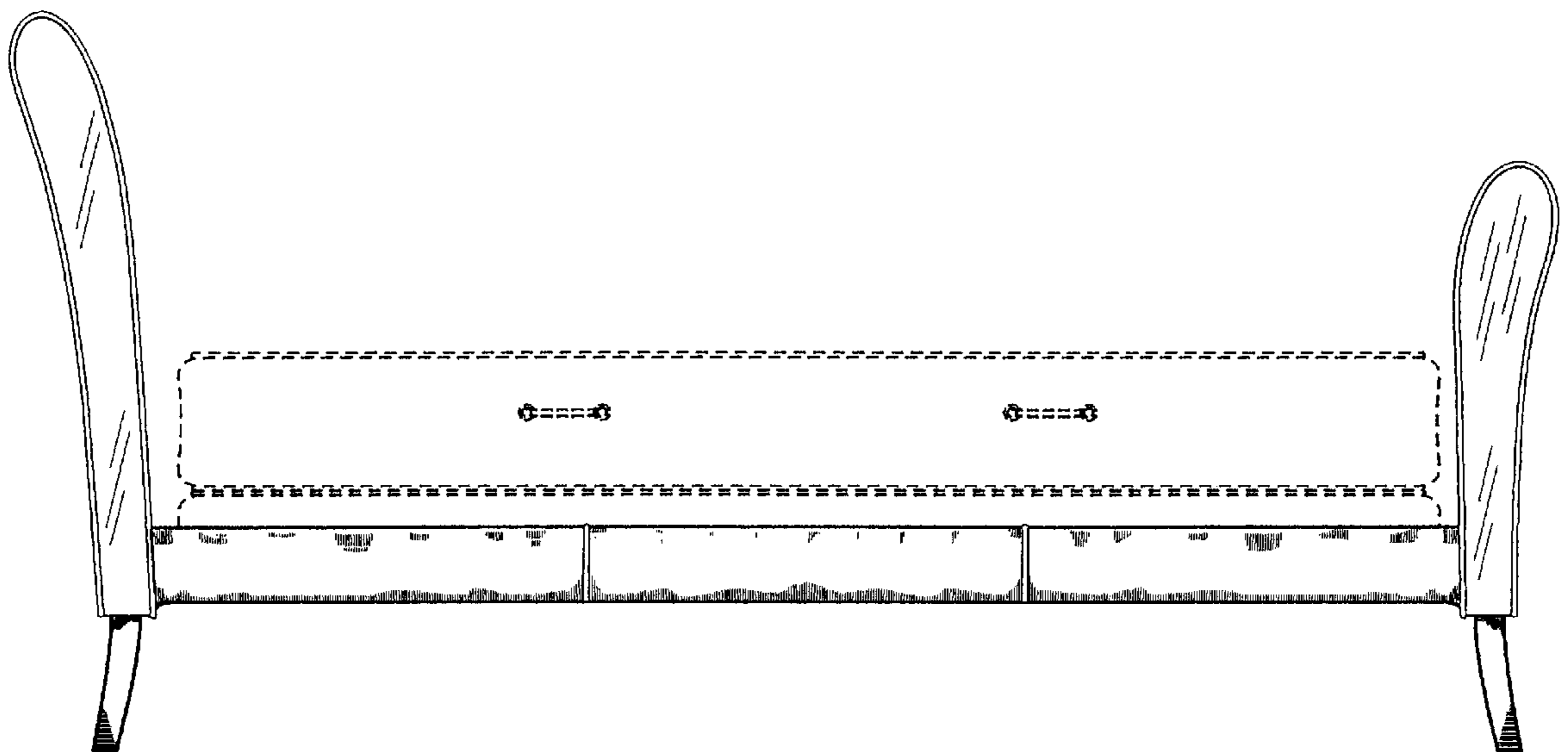


FIG. 4

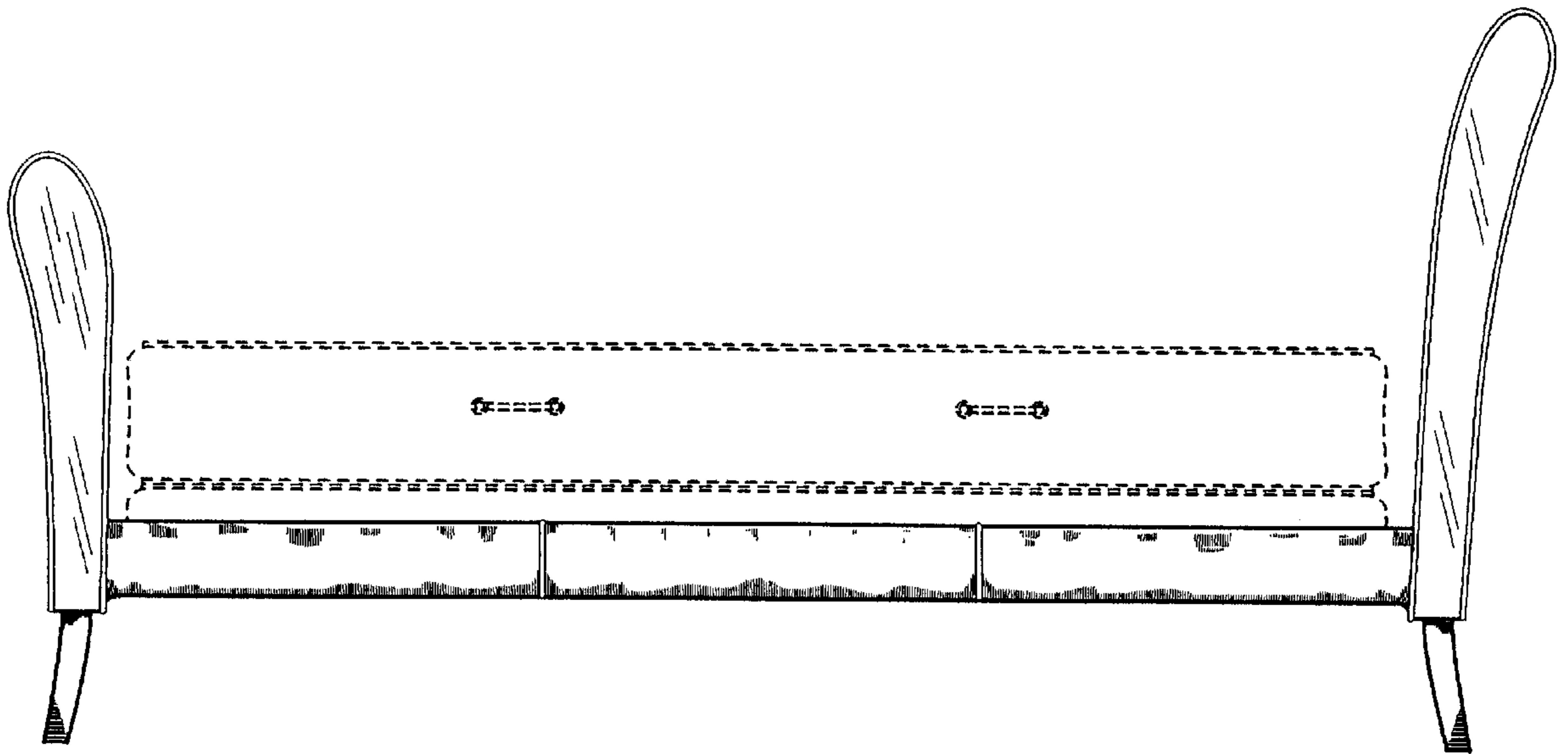


FIG. 5




FIG. 6




FIG. 7