



US00D443971S

(12) **United States Design Patent**
Carr et al.

(10) **Patent No.:** **US D443,971 S**

(45) **Date of Patent:** **** Jun. 19, 2001**

(54) **CURBSIDE MAILBOX**

(75) Inventors: **Margaret Carr; Edward F. Lamolinara**, both of Latrobe, PA (US)

(73) Assignee: **Special Lite Products Company, Inc.**, Loyalhanna, PA (US)

(**) Term: **14 Years**

(21) Appl. No.: **29/129,664**

(22) Filed: **Sep. 19, 2000**

(51) **LOC (7) Cl.** **99-00**

(52) **U.S. Cl.** **D99/30**

(58) **Field of Search** D99/29, 30, 31,
D99/32; 232/14, 17, 24, 29

(56) **References Cited**

U.S. PATENT DOCUMENTS

- D. 354,826 * 1/1995 Werner D99/29
- D. 385,677 * 10/1997 Vivirito, Jr. D99/29
- D. 402,783 12/1998 Lamolinara .
- D. 428,546 * 7/2000 Rempfer D99/30
- 4,244,512 * 1/1981 Wise 232/17

OTHER PUBLICATIONS

W.M. Green & Co C. Chickadee Mailbox, middle right, Spring 1989.*

Margaret Carr and Edward F. Lamolinara, Sep. 20, 1999, Untitled.

* cited by examiner

Primary Examiner—Paula A. Mortimer

(74) *Attorney, Agent, or Firm*—Paul A. Beck & Associates


(57) **CLAIM**

The ornamental design for a curbside mailbox, as shown and described.

DESCRIPTION

FIG. 1 is a left side elevational view of an ornamental design for a curbside mailbox showing our new design;
 FIG. 2 is a left side elevational view thereof with the flag in a raised position;
 FIG. 3 is a right side elevational view thereof;
 FIG. 4 is a top plan view thereof;
 FIG. 5 is a bottom view thereof;
 FIG. 6 is a front elevation view thereof;
 FIG. 7 is a rear elevational view thereof;
 FIG. 8 is a front perspective view thereof;
 FIG. 9 is a front elevational view thereof with the door in an open position;
 FIG. 10 is a right side elevational view thereof with the door open; and,
 FIG. 11 is a partial sectional view taken along line 11—11 of FIG. 6 to disclose the interior portion of a door handle.

1 Claim, 4 Drawing Sheets






FIG. 1




FIG. 2




FIG. 3




FIG. 4

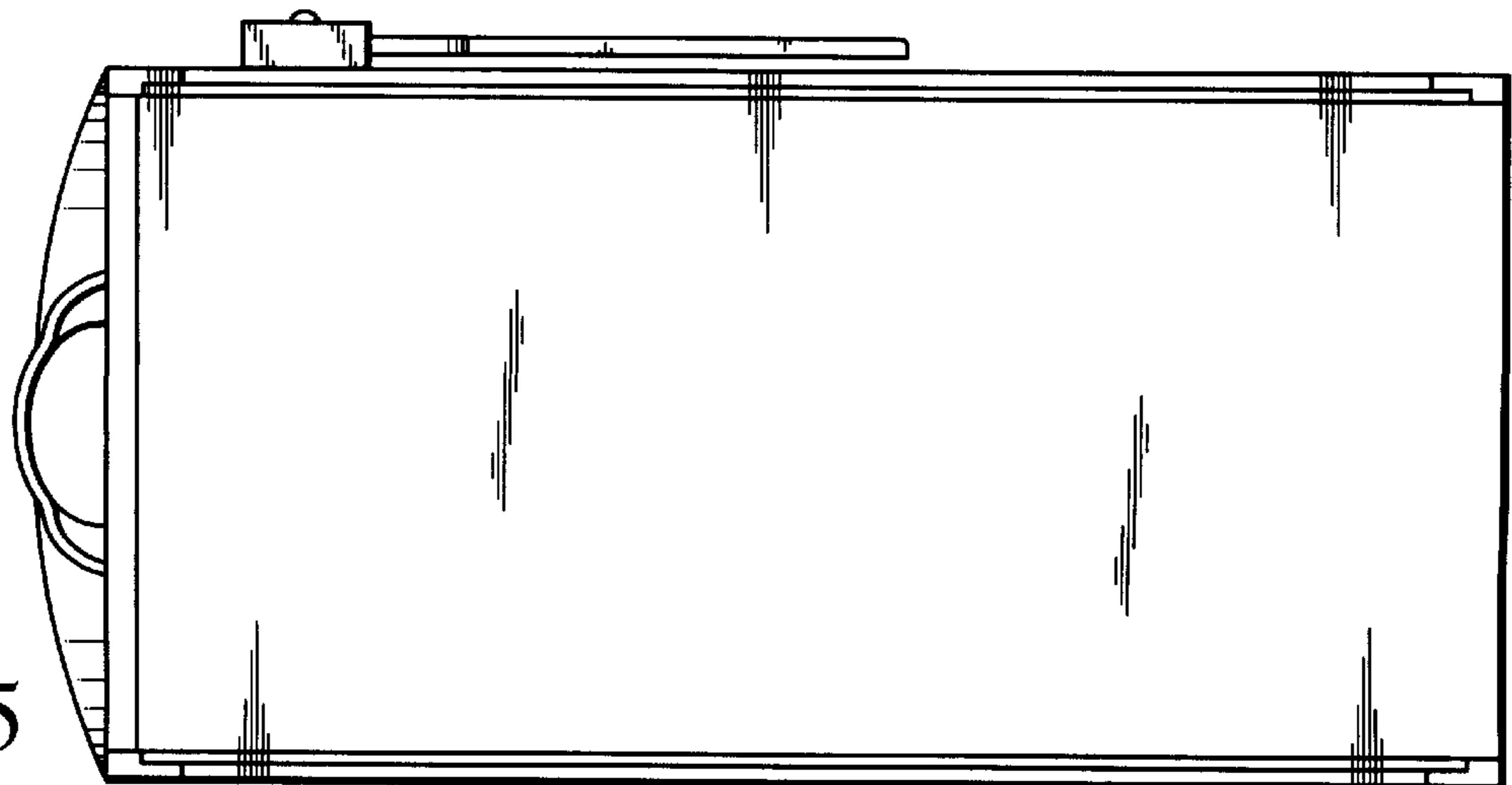


FIG. 5

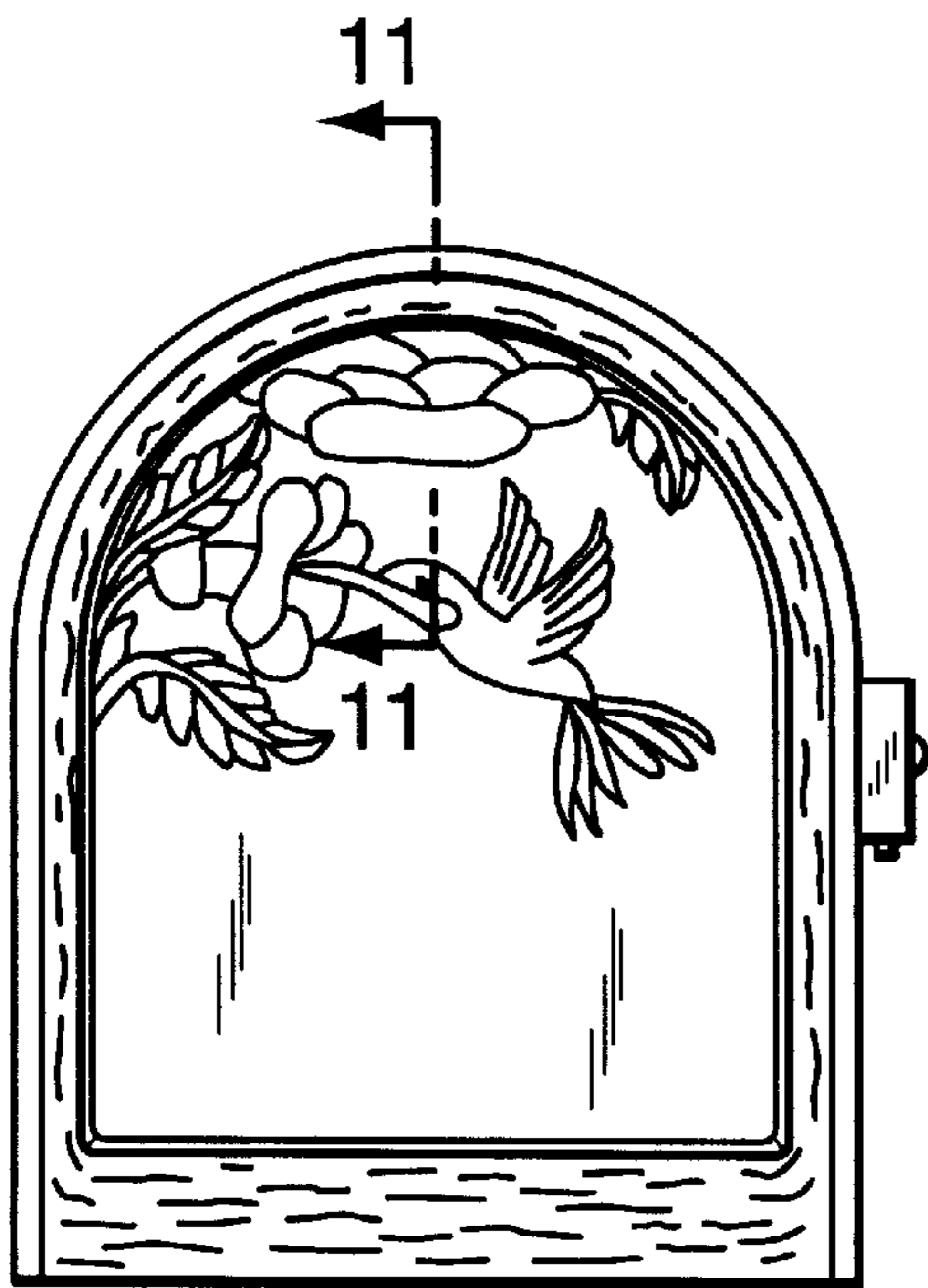


FIG. 6




FIG. 7




FIG. 8

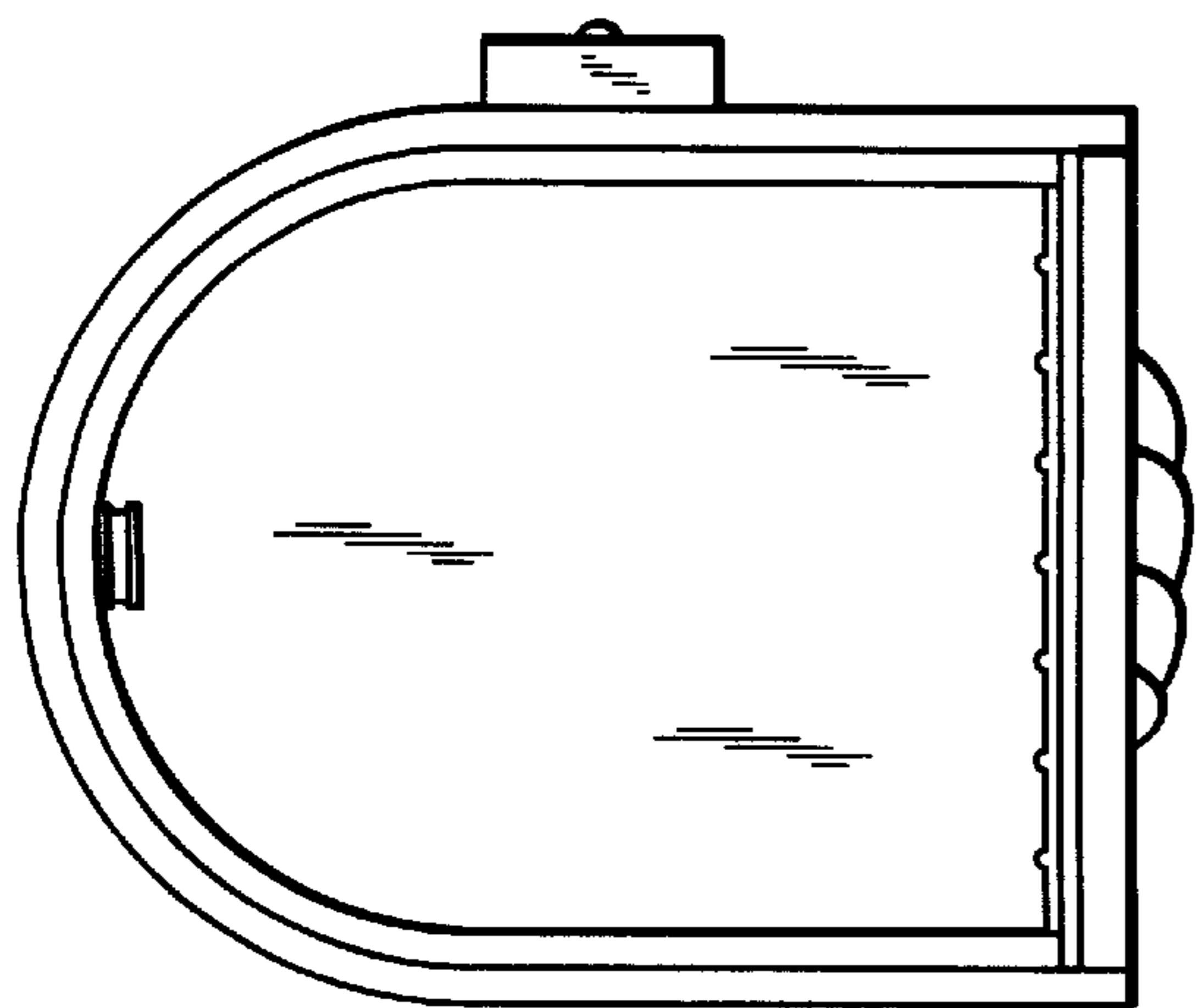


FIG. 11


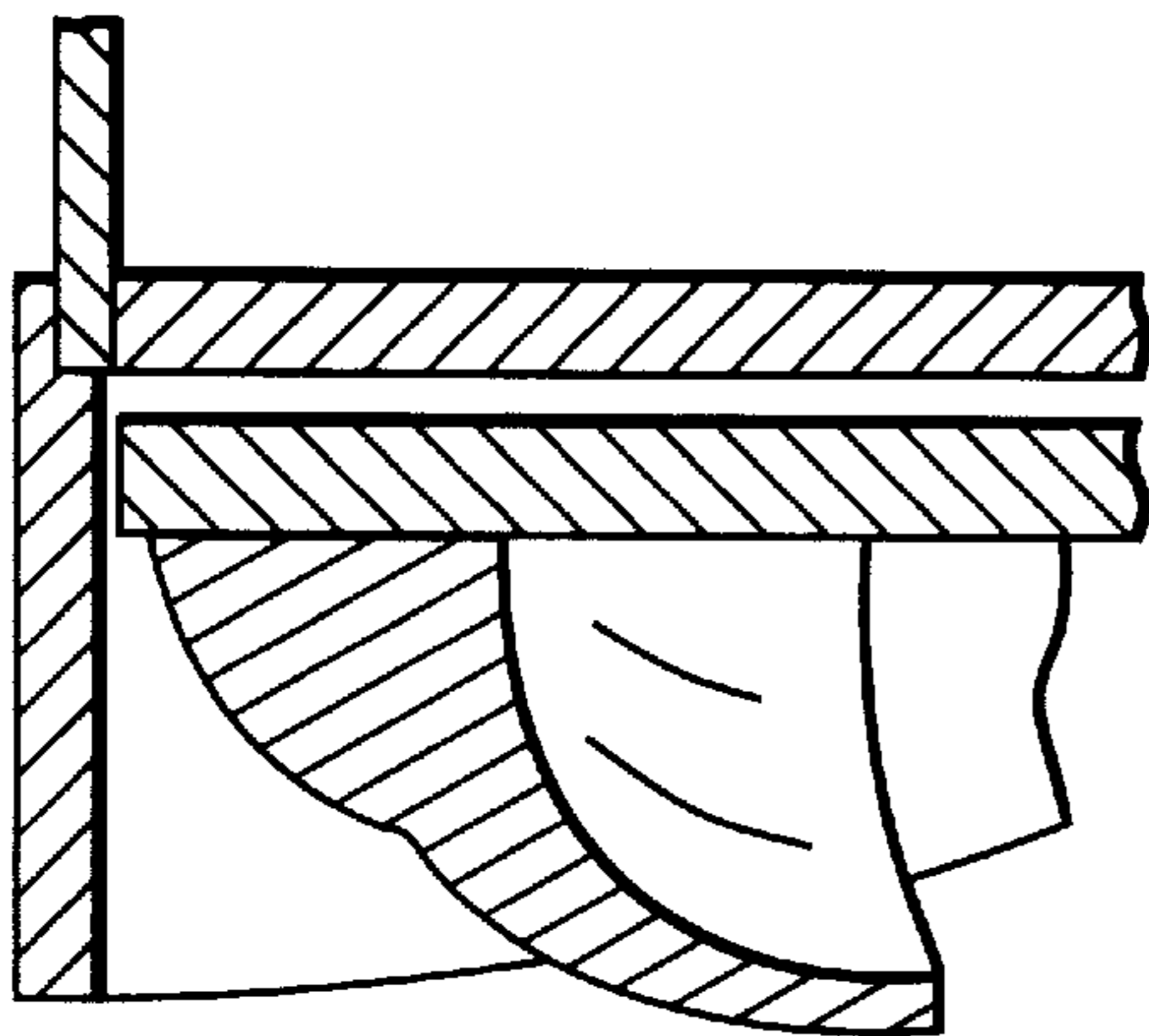


FIG. 9

FIG. 10