



US00D443964S

(12) **United States Design Patent**
Abram

(10) **Patent No.:** **US D443,964 S**

(45) **Date of Patent:** **** Jun. 19, 2001**

(54) **SCULPTURED WASTE RECEPTACLE**

(75) Inventor: **David Anthony Shaw Abram**, Troon (GB)

(73) Assignee: **Empteezy Ltd.**, Livingston (GB)

(**) Term: **14 Years**

(21) Appl. No.: **29/114,891**

(22) Filed: **Dec. 3, 1999**

(30) **Foreign Application Priority Data**

Jun. 4, 1999 (GB) 2083864

(51) **LOC (7) Cl.** **09-09**

(52) **U.S. Cl.** **D34/4; D34/1**

(58) **Field of Search** D34/1, 4; D7/556, D7/559, 567, 563, 564, 566, 571, 578, 579, 515, 516; D11/143, 146, 149, 150

(56) **References Cited**

U.S. PATENT DOCUMENTS

- D. 30,653 * 5/1899 Littlehale D7/556
- D. 289,148 * 4/1987 Laslo D11/146
- D. 346,634 * 5/1994 Evers D34/4 X
- D. 362,826 * 10/1995 Weder et al. D11/143 X

OTHER PUBLICATIONS

The Gift and Art Buyer catalog, p. 93, item single vase, Apr. 1948.*

Ganger Inc., p. A-2, item bottoms up jiggers GW187, Apr. 1948.*

* cited by examiner

Primary Examiner—Susan J. Lucas

Assistant Examiner—Cynthia E. Ramirez

(74) *Attorney, Agent, or Firm*—Jacobson, Price, Holman & Stern, PLLC

(57) **CLAIM**

An ornamental design for a sculptured waste receptacle, as shown and described.

DESCRIPTION

FIG. 1 is a front elevational view of a sculptured waste receptacle showing my new design.


FIG. 2 is a right side elevational view of the sculptured waste receptacle of FIG. 1.

FIG. 3 is a left side elevational view of the sculptured waste receptacle of FIG. 1; and,

FIG. 4 is a top plan view of the sculptured waste receptacle of FIG. 1.

The bottom is flat and unornamented.

1 Claim, 2 Drawing Sheets



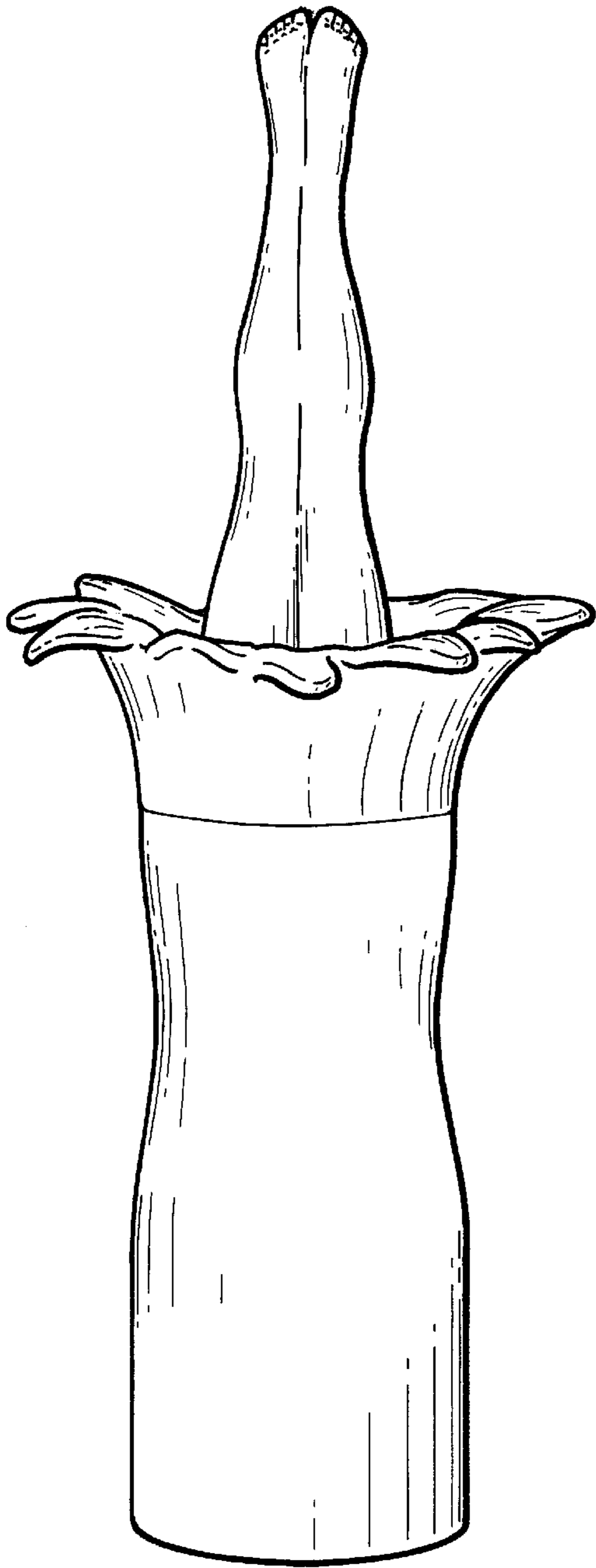


FIG. 1




FIG. 2



FIG. 3

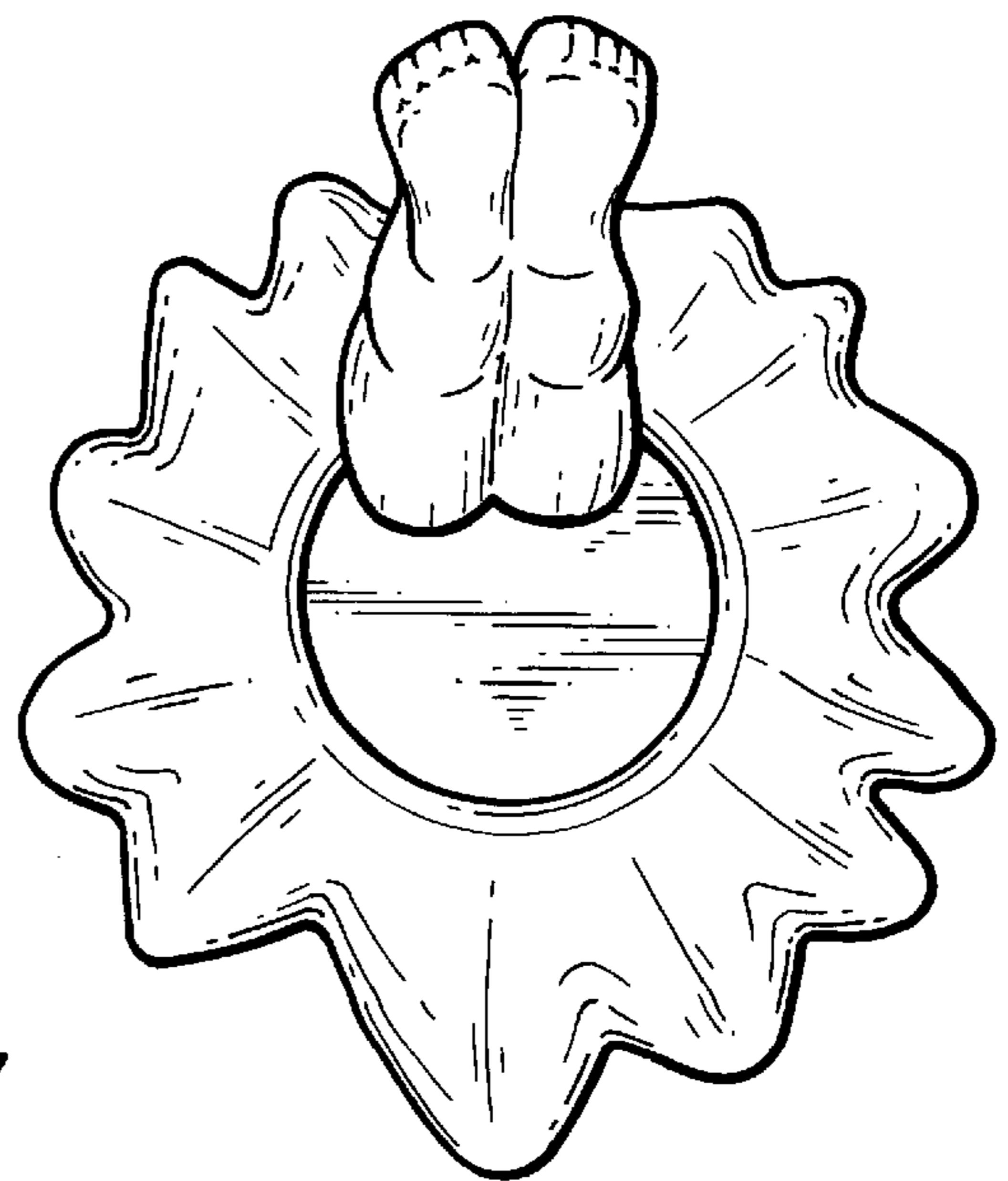


FIG. 4