



US00D443947S

(12) **United States Design Patent**
Calos

(10) **Patent No.:** **US D443,947 S**

(45) **Date of Patent:** **** *Jun. 19, 2001**

(54) **BACKPLATE FOR A LIGHTING FIXTURE**

(75) **Inventor:** **Antonio Garcia Calos, Cordon (ES)**

(73) **Assignee:** **Davoil, Inc., Fort Worth, TX (US)**

(*) **Notice:** This patent is subject to a terminal disclaimer.

(**) **Term:** **14 Years**

(21) **Appl. No.:** **29/098,645**

(22) **Filed:** **Dec. 10, 1999**

(51) **LOC (7) Cl.** **26-99**

(52) **U.S. Cl.** **D26/142**

(58) **Field of Search** D26/72, 80-92,
D26/142, 145, 148, 152-155; 362/147,
432, 433, 457, 441

(56) **References Cited**

U.S. PATENT DOCUMENTS

D. 74,635 * 3/1928 Shapiro D26/142

D. 74,819 * 4/1928 Boeringer D26/142

D. 403,464 * 12/1998 Fraile D26/142

D. 406,919 * 3/1999 Leon D26/142

* cited by examiner

Primary Examiner—Alan P. Douglas

Assistant Examiner—Linda Brooks

(74) *Attorney, Agent, or Firm*—Felsman, Bradley, Vaden,
Gunter & Dillon, LLP


(57) **CLAIM**

The ornamental design for a backplate for a lighting fixture,
as shown and described.

DESCRIPTION

FIG. 1 is a front view of the backplate for a lighting fixture;
FIG. 2 is a back view of the backplate for a lighting fixture;
FIG. 3 is a right side view of the backplate for a lighting
fixture, wherein the left side view is a mirror image thereof;
FIG. 4 is a bottom view of the backplate for a lighting
fixture; and,
FIG. 5 is a top view of the backplate for a lighting fixture.

1 Claim, 2 Drawing Sheets






Fig. 1

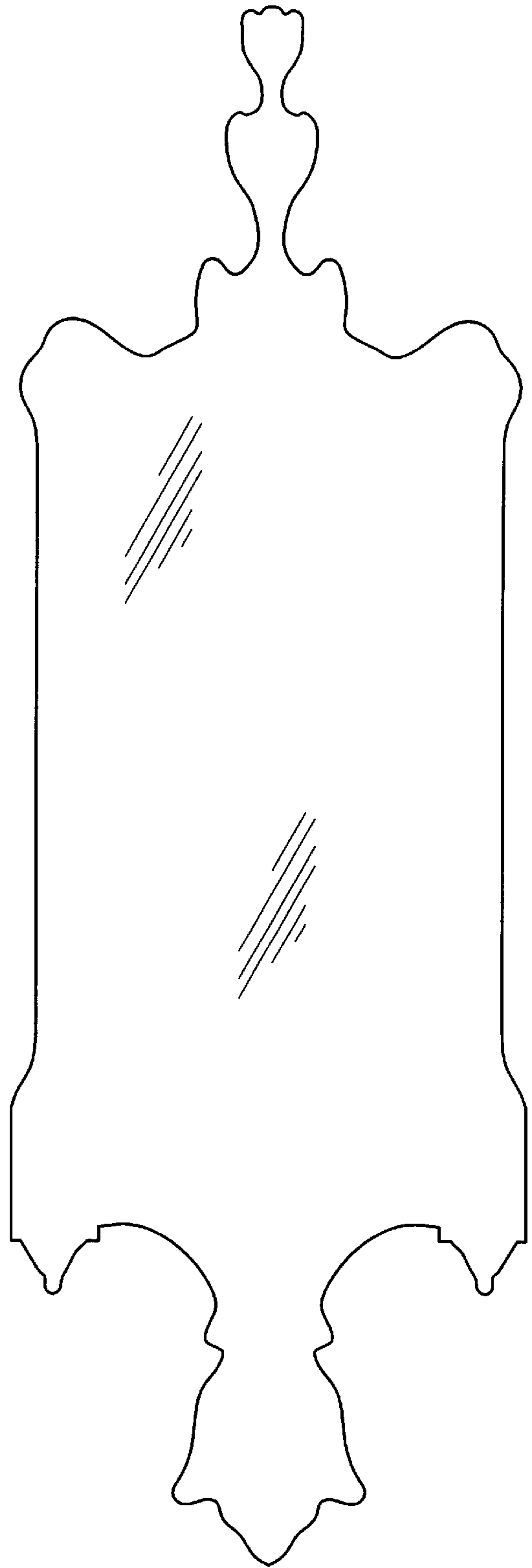


Fig. 2

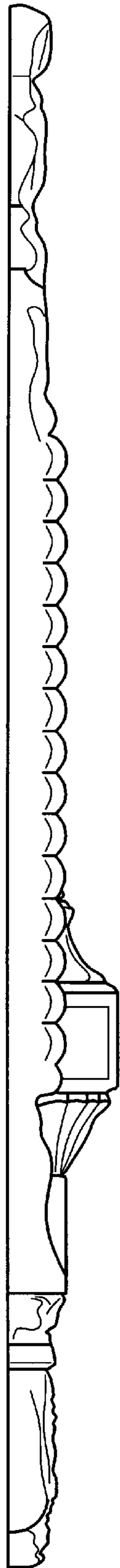


Fig. 3




Fig. 4

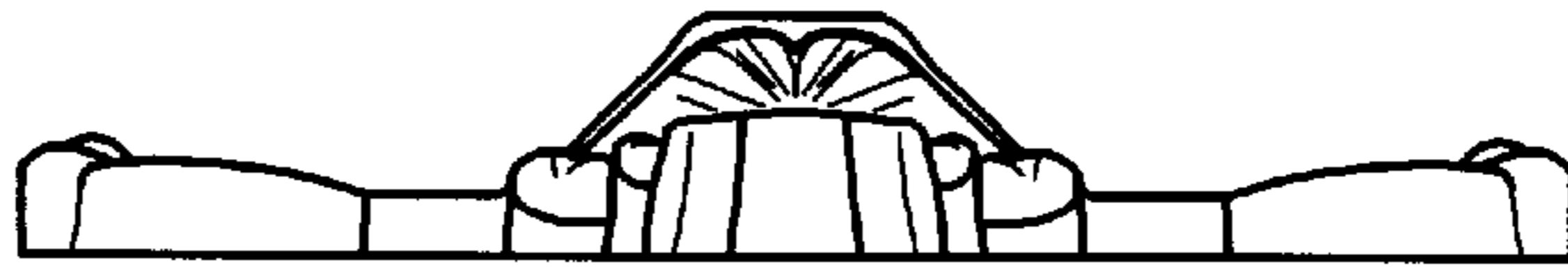


Fig. 5