



US00D443943S

(12) **United States Design Patent** (10) **Patent No.:** **US D443,943 S**
Brunner et al. (45) **Date of Patent:** **** Jun. 19, 2001**

(54) **LIGHT FIXTURE**

(74) *Attorney, Agent, or Firm*—Middleton Reutlinger; Jeffrey A. Haeberlin

(75) Inventors: **Richard L. Brunner; James L. Nadeau**, both of Louisville, KY (US)

(57) **CLAIM**

(73) Assignee: **Genlyte Thomas Group LLC**, Louisville, KY (US)

The ornamental design for a light fixture, as shown and described herein.

(**) Term: **14 Years**

DESCRIPTION

(21) Appl. No.: **29/109,136**

FIG. 1 is a front elevational view of a light fixture according to a preferred embodiment of the present invention;

(22) Filed: **Aug. 10, 1999**

FIG. 2 is a right side elevational view of the light fixture of FIG. 1;

(51) **LOC (7) Cl.** **26-05**

(52) **U.S. Cl.** **D26/87**

(58) **Field of Search** D26/85, 87, 92; 362/147, 432

FIG. 3 is a left side elevational view of the light fixture of FIG. 1;

(56) **References Cited**

U.S. PATENT DOCUMENTS

D. 388,213 * 12/1997 Littman D26/85

FIG. 4 is a back view of the light fixture of FIG. 1; and,

OTHER PUBLICATIONS

Visa Lighting catalog, 1992, p. 2, wall lamp # CB3550.*


FIG. 5 is a bottom view of the light fixture of FIG. 1.

* cited by examiner

The broken lines are shown for illustrative purposes only and form no part of the claimed design.

Primary Examiner—Susan J. Lucas

1 Claim, 4 Drawing Sheets






FIG. 1

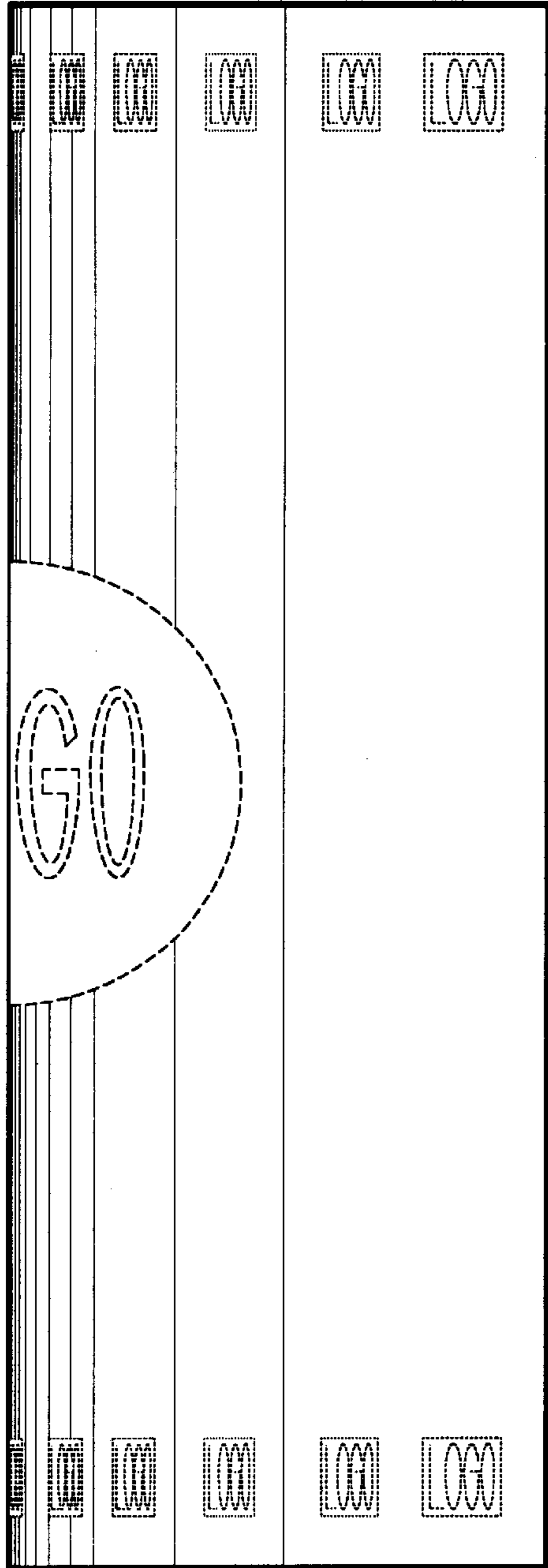


FIG. 2

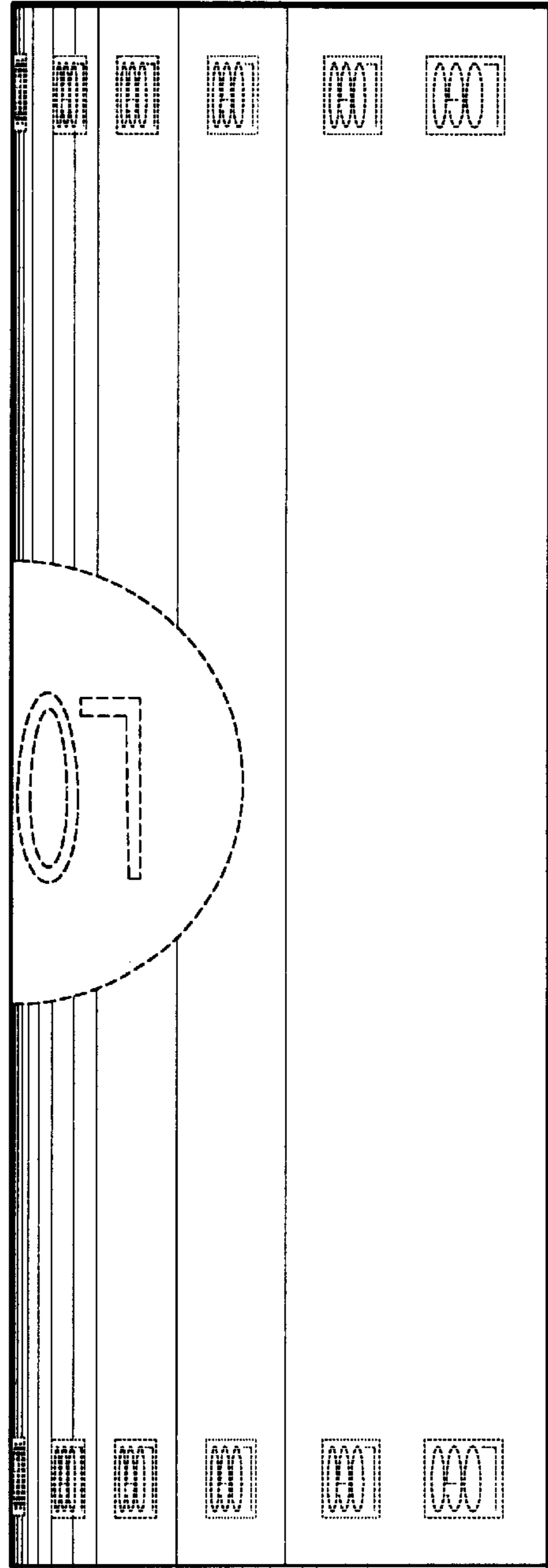


FIG. 3




FIG. 4

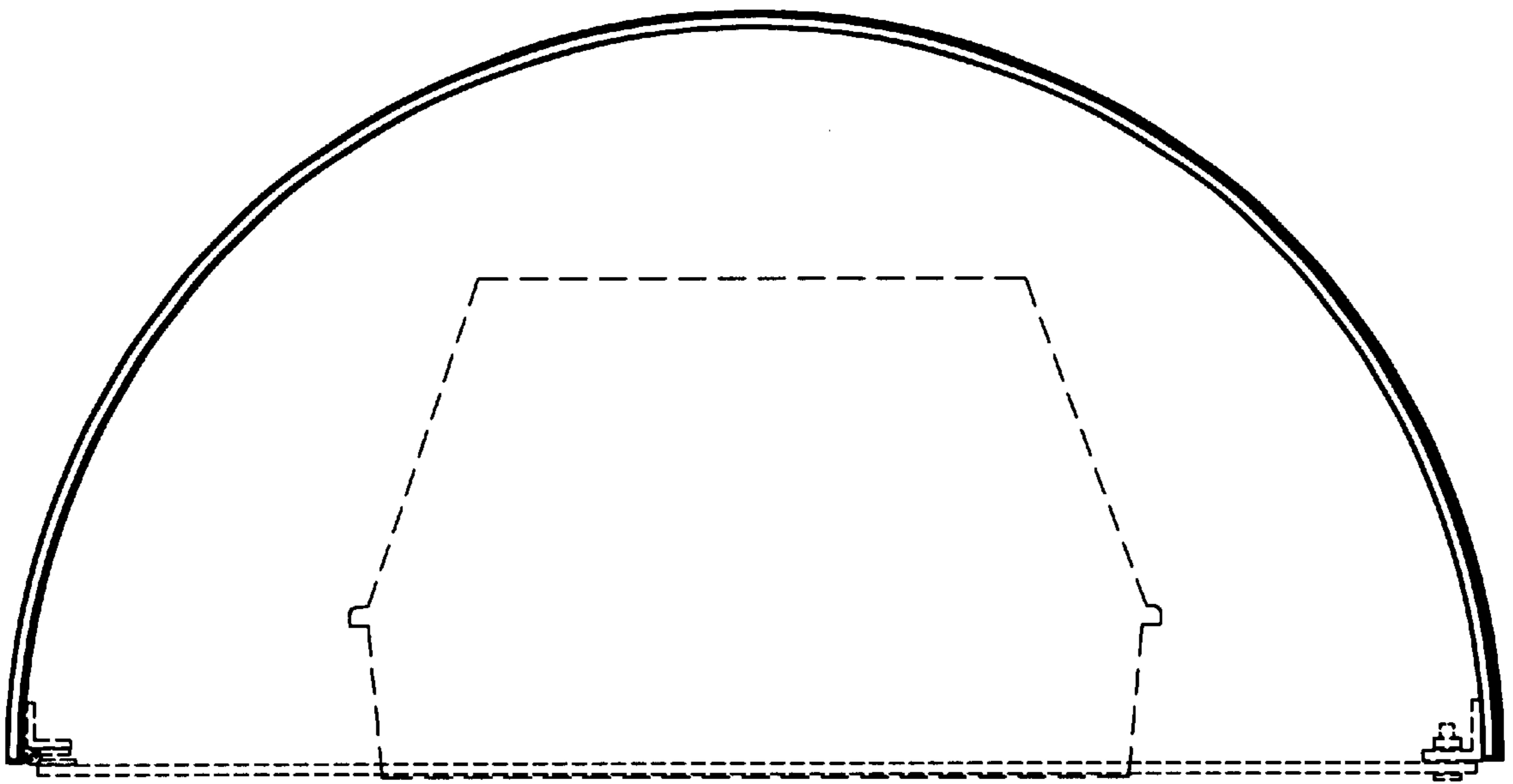


FIG. 5