



US00D443925S

(12) **United States Design Patent**
Peterson et al.

(10) **Patent No.:** **US D443,925 S**

(45) **Date of Patent:** **** Jun. 19, 2001**

(54) **DUCT ASSEMBLY**

5,732,747 * 3/1998 Holliday 52/220.5
5,901,512 * 5/1999 Bullwinkle 52/220.7

(75) Inventors: **Michael J. Peterson; H. Earl Ginn,**
both of Nashville, TN (US)

* cited by examiner

(73) Assignee: **Dialysis Systems, Inc.,** Nashville, TN
(US)

Primary Examiner—Mitchell Siegel
(74) *Attorney, Agent, or Firm*—Waddey & Patterson;
Lucian Wayne Beavers

(**) Term: **14 Years**

(57) **CLAIM**

(21) Appl. No.: **29/106,965**

What is claimed is the ornamental design for a duct assembly, as shown and described.

(22) Filed: **Jun. 24, 1999**

DESCRIPTION

(51) **LOC (7) Cl.** **23-99**

(52) **U.S. Cl.** **D23/393**

(58) **Field of Search** D23/393, 351;
D25/119; 52/211, 220.7, 239, 220.5, 220.1,
242, 287.1, 288.1; 174/48, 72 C, 97

FIG. 1 is a front elevation of the duct assembly of Applicant's invention.

FIG. 2 is a right side elevation of the duct assembly of Applicant's invention, the left side being a mirror image thereof.

FIG. 3 is a top view of the duct assembly of Applicant's invention; and,

FIG. 4 is a bottom view of the duct assembly of Applicant's invention.

There is no rear view shown, the same being unornamented and not visible in normal use of the invention.

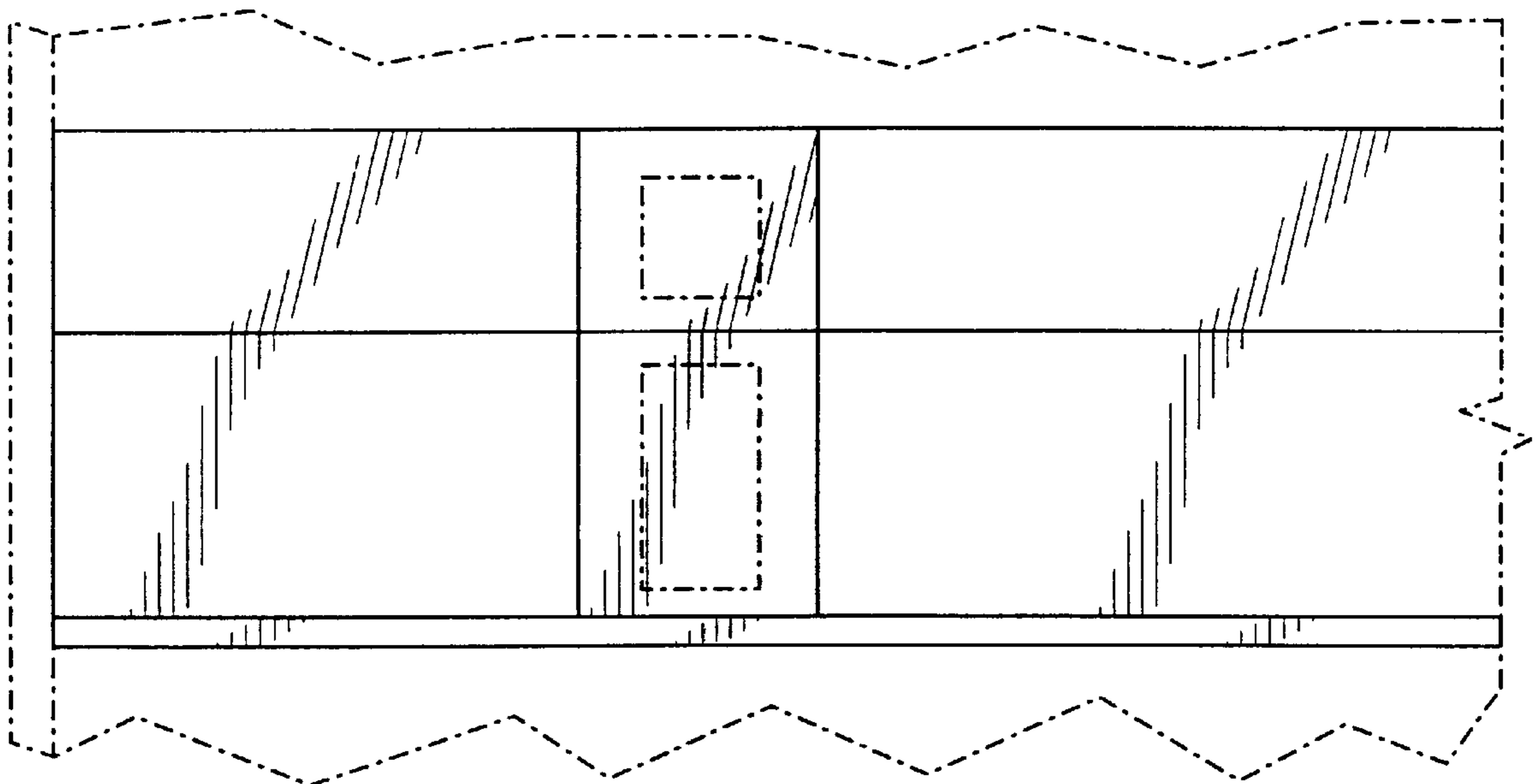
The dashed lines are provided to show surrounding background and are not a part of the design.

(56) **References Cited**

U.S. PATENT DOCUMENTS

2,355,629	*	8/1944	Carrier	D23/351 X
3,461,220	*	8/1969	Hukin	174/48
3,473,278	*	10/1969	Gossen	52/288.1
3,721,762	*	3/1973	Gooding	174/48
5,165,453	*	11/1992	Walker, Jr.	138/104
5,274,972	*	1/1994	Hansen	52/220.5
5,704,175	*	1/1998	Lewis	52/288.1

1 Claim, 1 Drawing Sheet



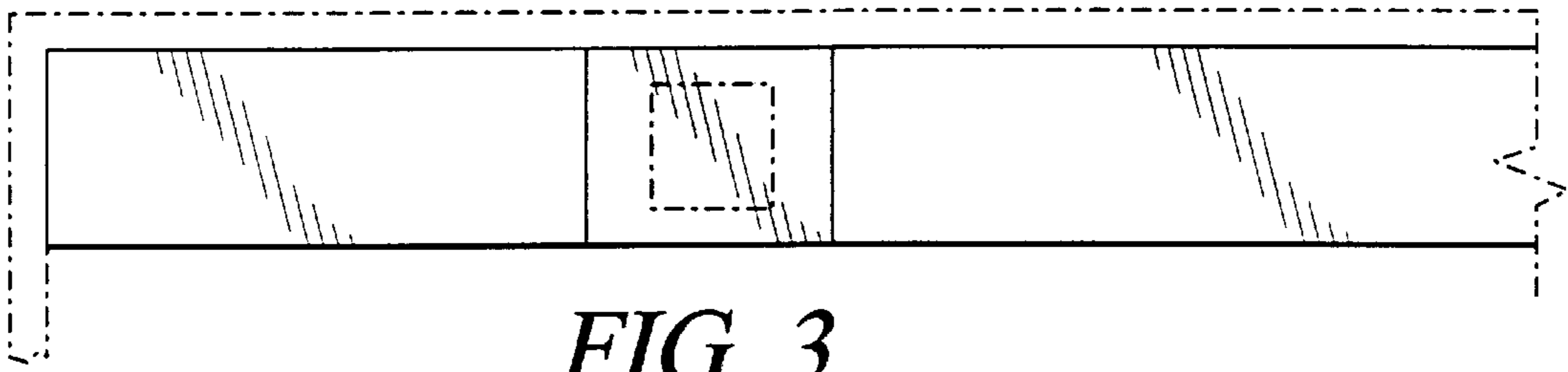


FIG. 3

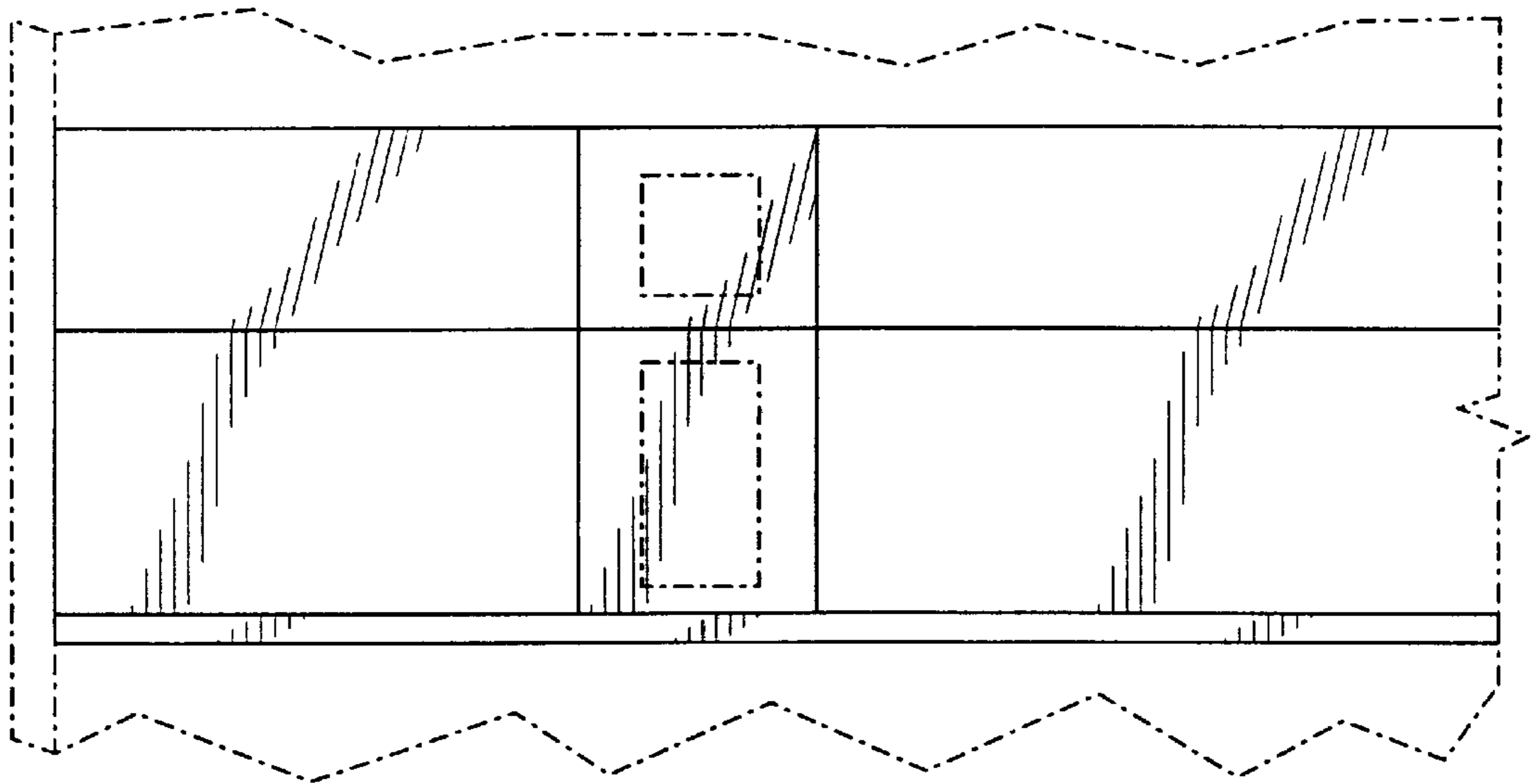


FIG. 1

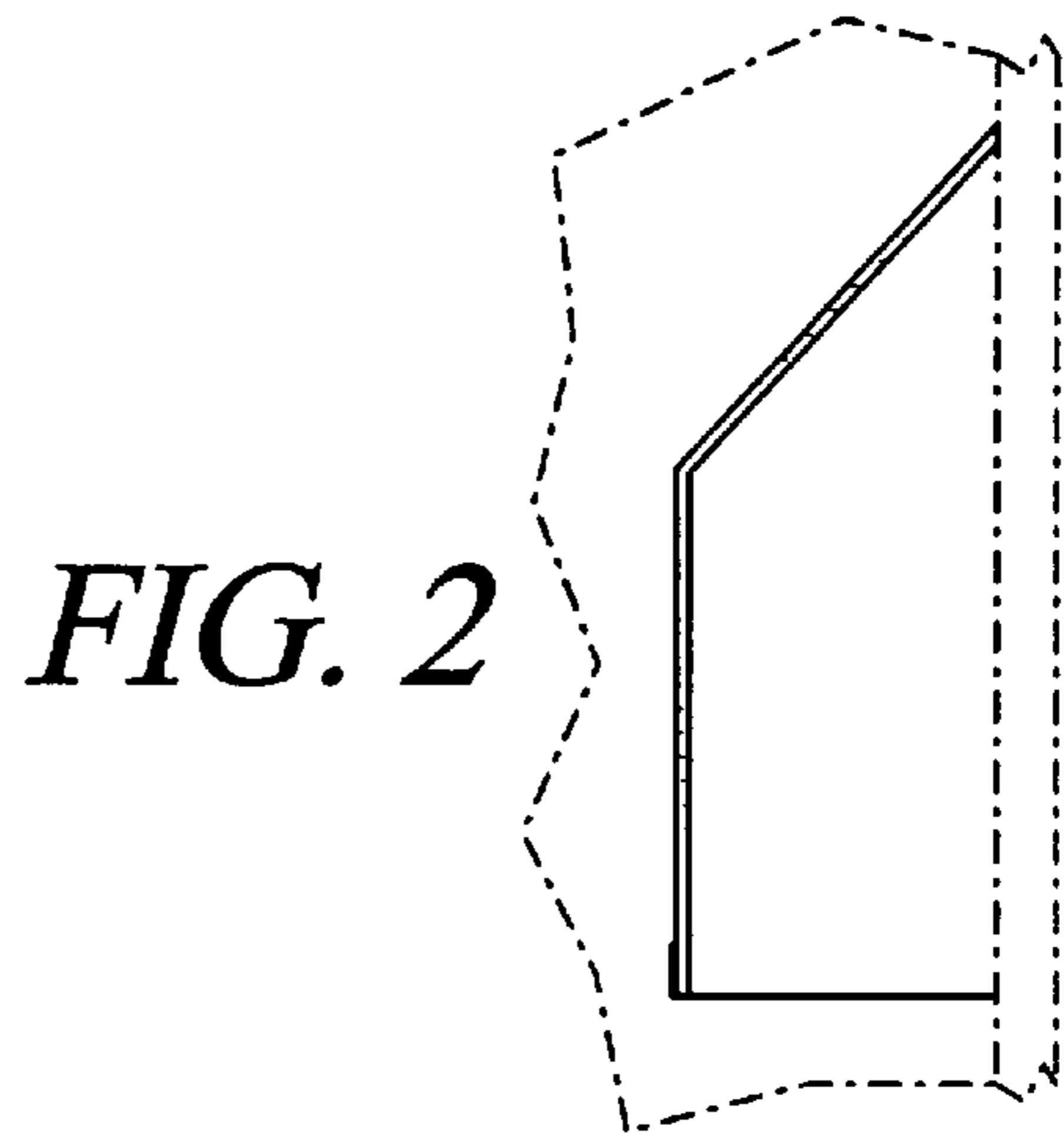


FIG. 2

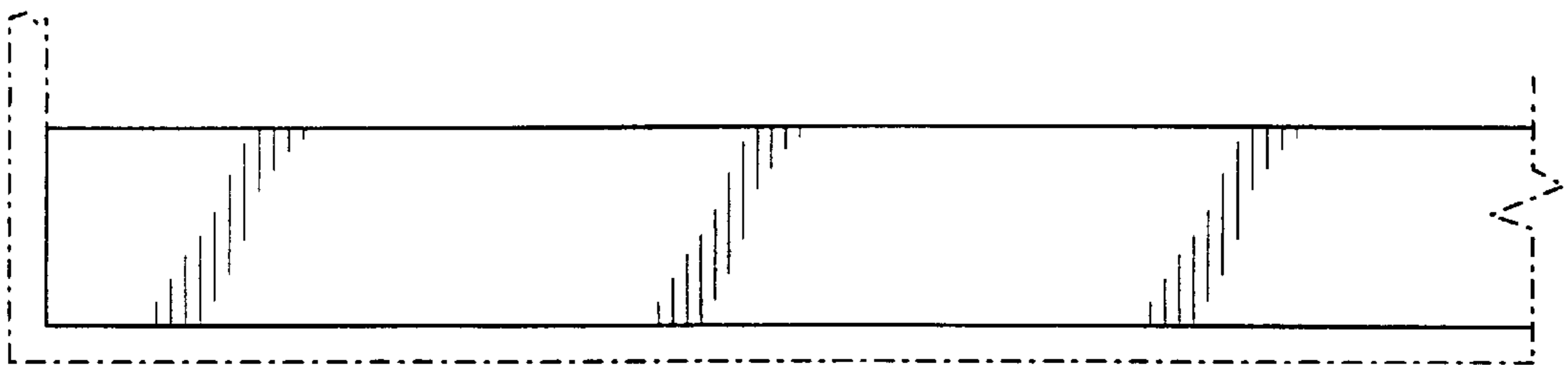


FIG. 4