



US00D443908S

(12) **United States Design Patent**
Baker

(10) **Patent No.:** **US D443,908 S**

(45) **Date of Patent:** **** Jun. 19, 2001**

(54) **POOL TABLE LEG**

D. 79,646 * 10/1929 Ekvall D6/495
D. 330,657 * 11/1992 Tarlow D6/495

(76) Inventor: **Ray H. Baker**, 1752 Misty Meadow
Cir., Sandy, UT (US) 84093

* cited by examiner

(**) Term: **14 Years**

Primary Examiner—Prabhakar Deshmukh
(74) *Attorney, Agent, or Firm*—Madson & Metcalf

(21) Appl. No.: **29/125,920**

(57) **CLAIM**

(22) Filed: **Jul. 5, 2000**

The ornamental design for a pool table leg, as shown and described.

Related U.S. Application Data

DESCRIPTION

(63) Continuation-in-part of application No. 29/109,578, filed on Aug. 17, 1999, now abandoned.

(51) **LOC (7) Cl.** **06-03**

(52) **U.S. Cl.** **D21/783**

(58) **Field of Search** D21/782, 783,
D21/784, 385; D6/491-497; D5/6, 15, 29,
99; 473/1, 4, 31, 32, 33; 292/338, 345

FIG. 1 is a side elevational view of a pool table leg of my new design.

FIG. 2 is a front elevational view of a pool table leg of my new design.

FIG. 3 is an enlarged front view of the pool table leg.

FIG. 4 is an enlarged side view of the pool table leg.

FIG. 5 is an enlarged top view of the pool table leg; and,

FIG. 6 is an enlarged bottom view of the pool table leg.

The broken line showing of a pool table is for illustrative purposes only and forms no part of the claimed design.


(56) **References Cited**

U.S. PATENT DOCUMENTS

D. 52,880 * 1/1919 Holstein D6/495

D. 76,216 * 9/1928 Bauer D6/495

1 Claim, 2 Drawing Sheets



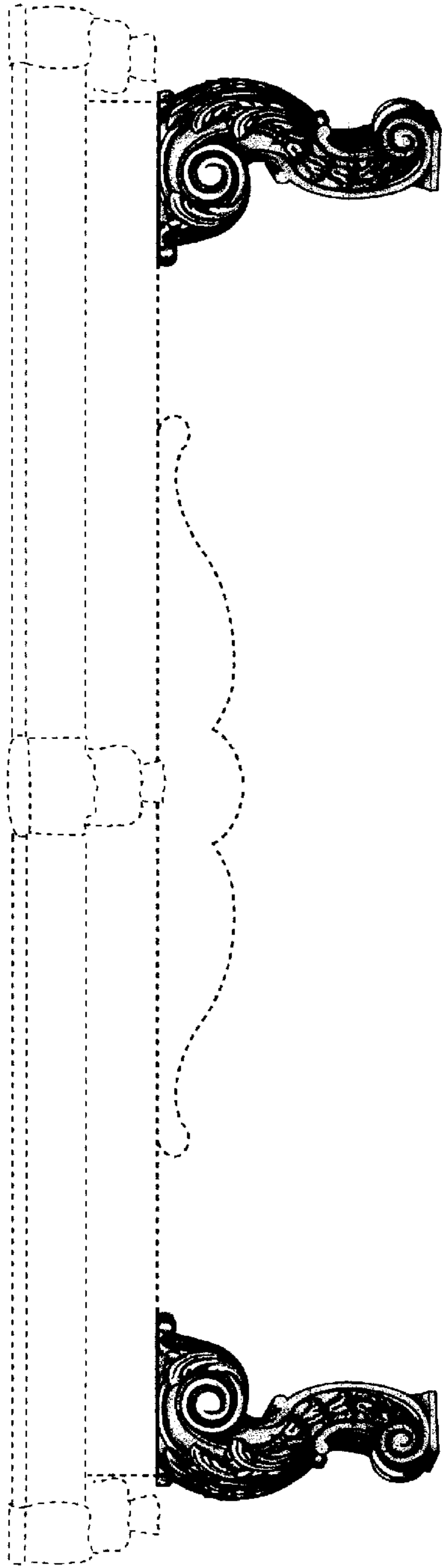


Fig. 1.

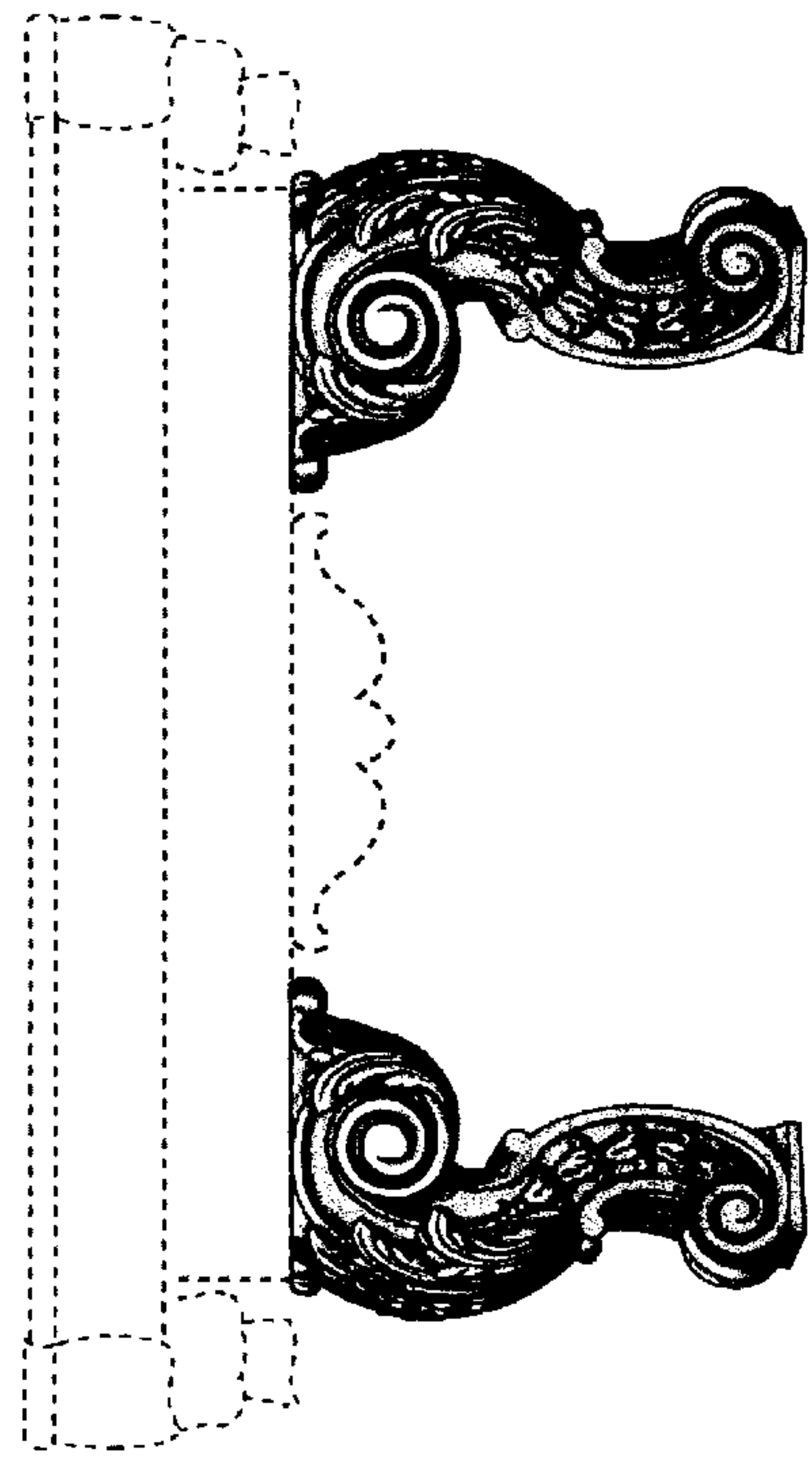


Fig. 2.

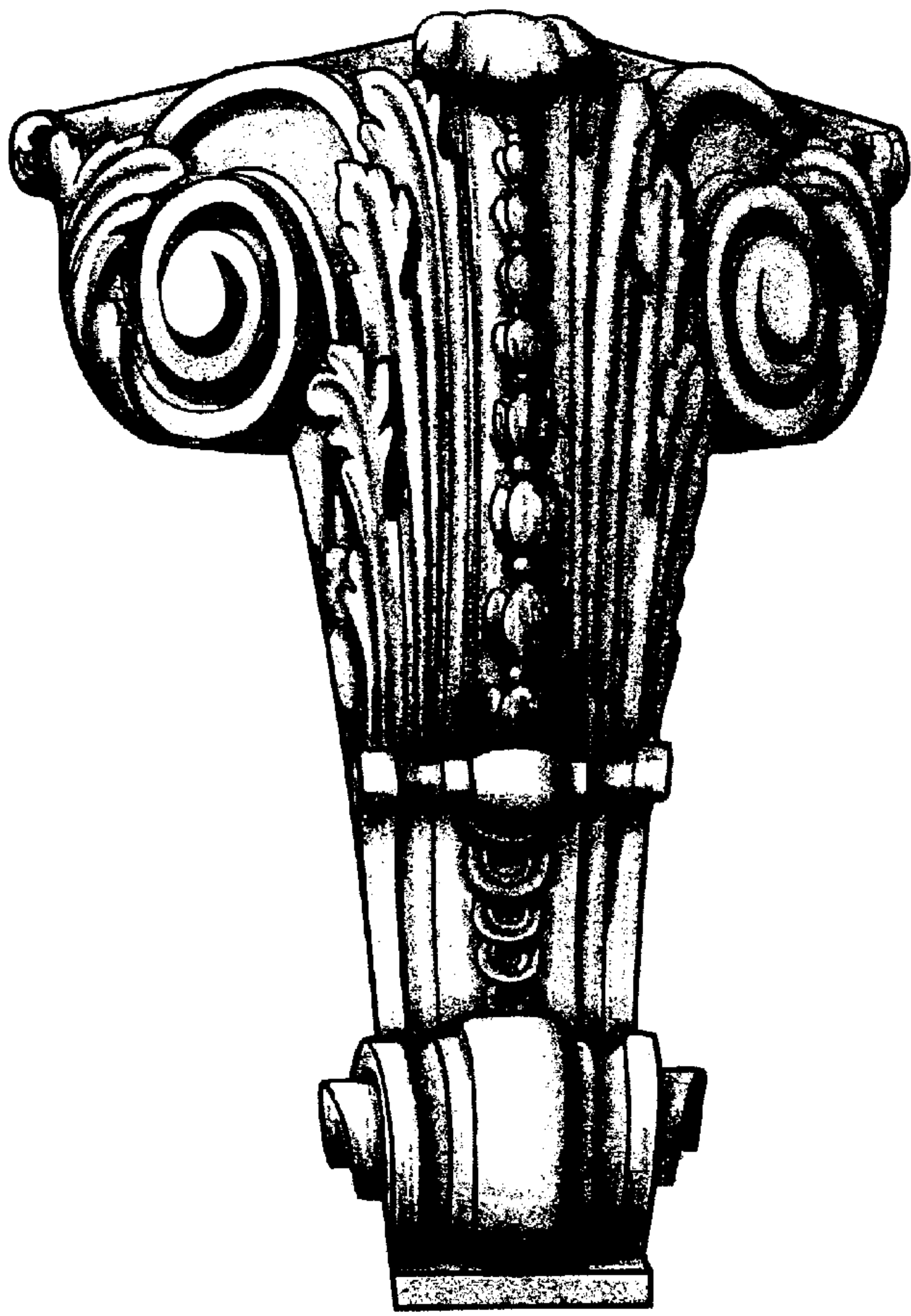


Fig. 3.

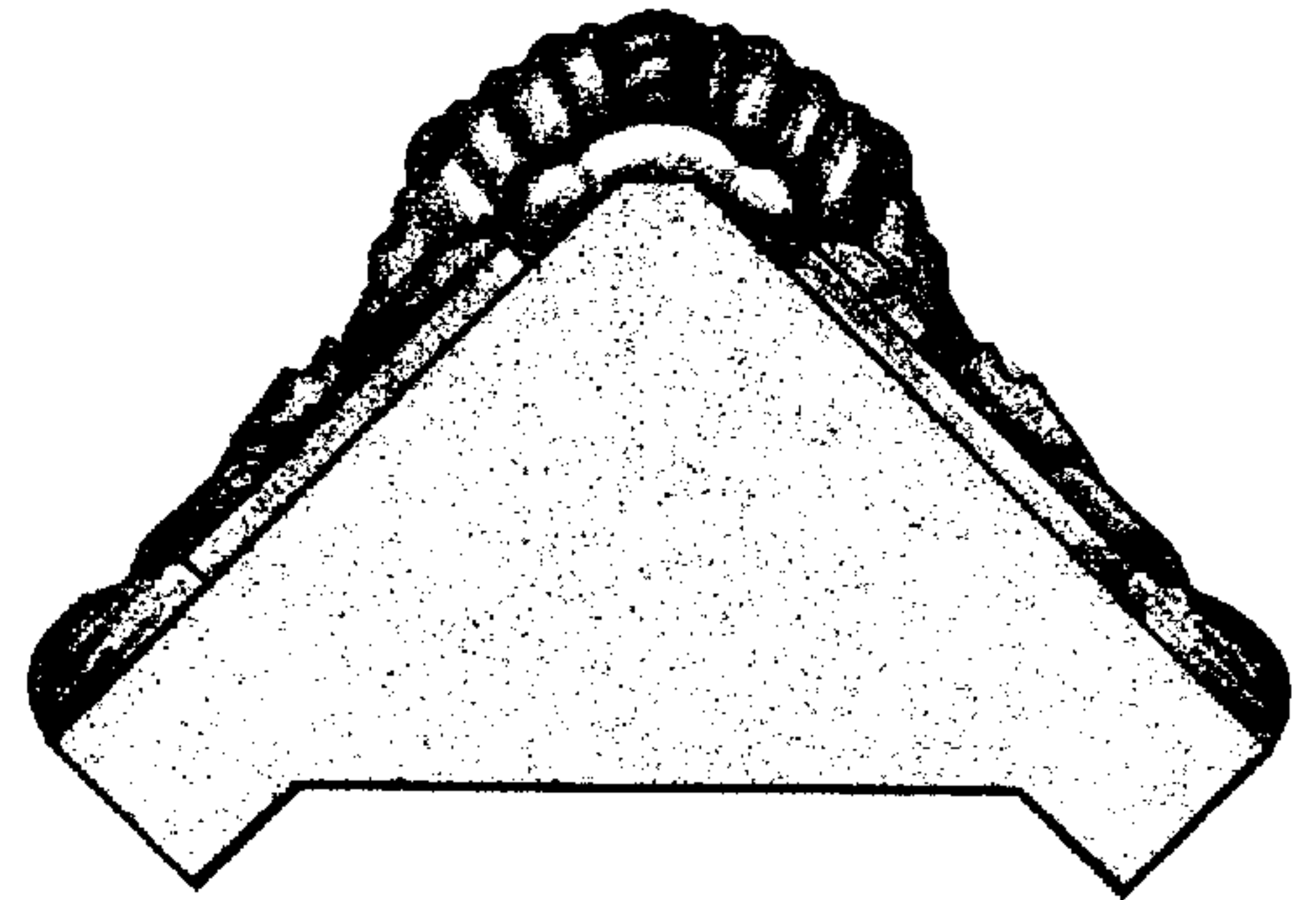


Fig. 5.




Fig. 4.




Fig. 6.