



US00D443900S

(12) **United States Design Patent**
Eklund

(10) **Patent No.:** **US D443,900 S**

(45) **Date of Patent:** **** Jun. 19, 2001**

(54) **GAMBLING EQUIPMENT**

(75) Inventor: **Gert Eklund**, Göteborg (SE)

(73) Assignee: **GE Spelutveckling AB** (SE)

(**) Term: **14 Years**

(21) Appl. No.: **29/090,052**

(22) Filed: **Jun. 29, 1998**

(30) **Foreign Application Priority Data**

Dec. 29, 1997 (SE) 97-2770

(51) **LOC (7) Cl.** **21-03**

(52) **U.S. Cl.** **D21/369**

(58) **Field of Search** D21/368-371;
273/276, 138.1; 463/17, 22, 26, 27, 46,
47

(56) **References Cited**

U.S. PATENT DOCUMENTS

- D. 208,197 * 8/1967 Burns, Jr. D21/370
- D. 403,363 * 12/1998 McGahn et al. D21/369
- 3,325,930 * 6/1967 Braeutigam D21/371

3,706,456 * 12/1972 Sesti et al. 273/276

* cited by examiner

Primary Examiner—Sandra L. Morris

(74) *Attorney, Agent, or Firm*—Lerner, David, Littenberg,
Krumholz & Mentlik, LLP

(57) **CLAIM**

The ornamental design for gambling equipment, as shown and described.

DESCRIPTION

FIG. 1 is a front, perspective view of gambling equipment in accordance with the present invention;

FIG. 2 is a right side, perspective view of the gambling equipment shown in FIG. 1;

FIG. 3 is a rear, perspective view of the gambling equipment shown in FIG. 1;

FIG. 4 is a left side, perspective view of the gambling equipment shown in FIG. 1;

FIG. 5 is a top, elevational view of the gambling equipment shown in FIG. 1; and,

FIG. 6 is a bottom, elevational view of the gambling equipment shown in FIG. 1.

1 Claim, 3 Drawing Sheets

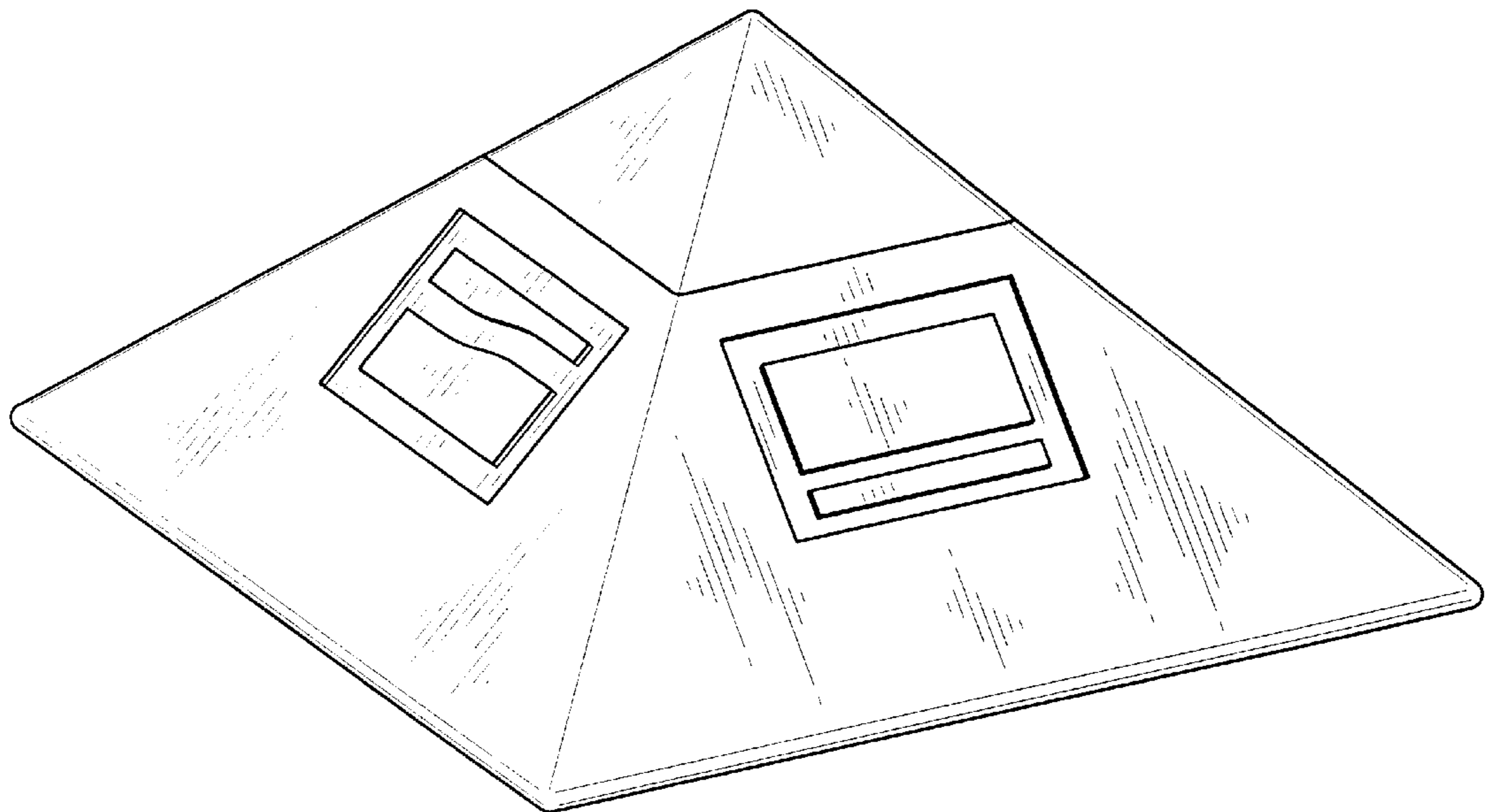


FIG. 1

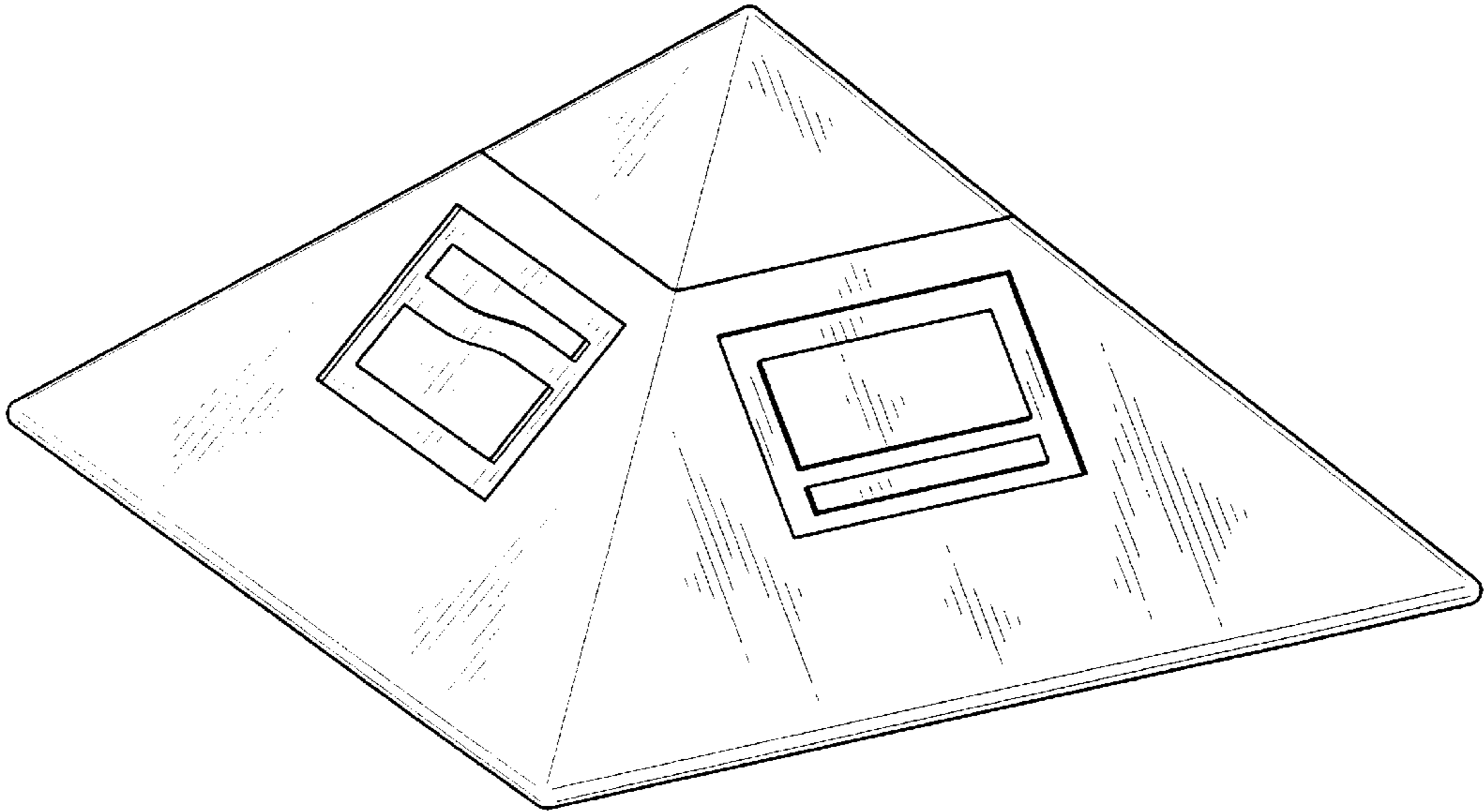


FIG. 2

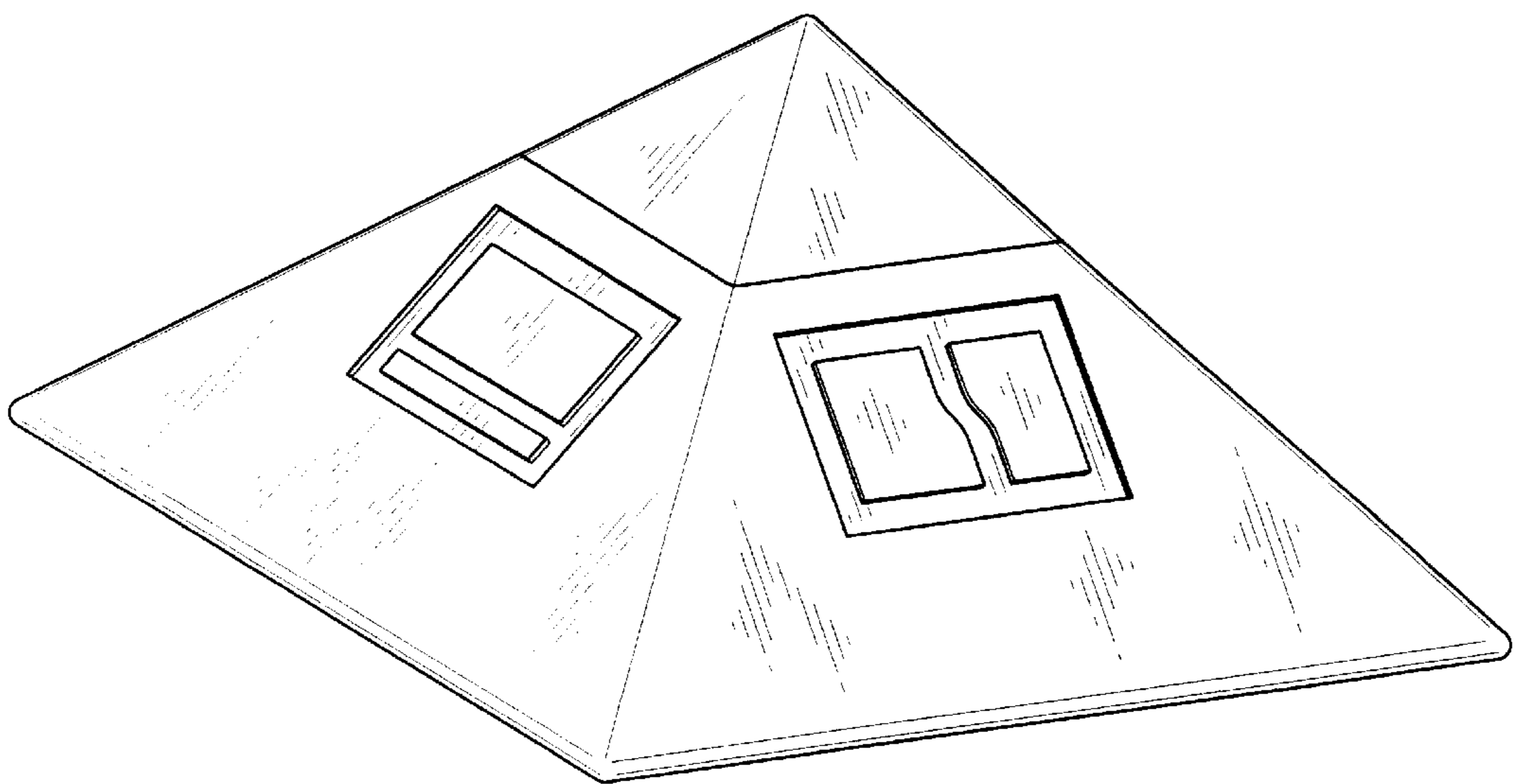


FIG. 3

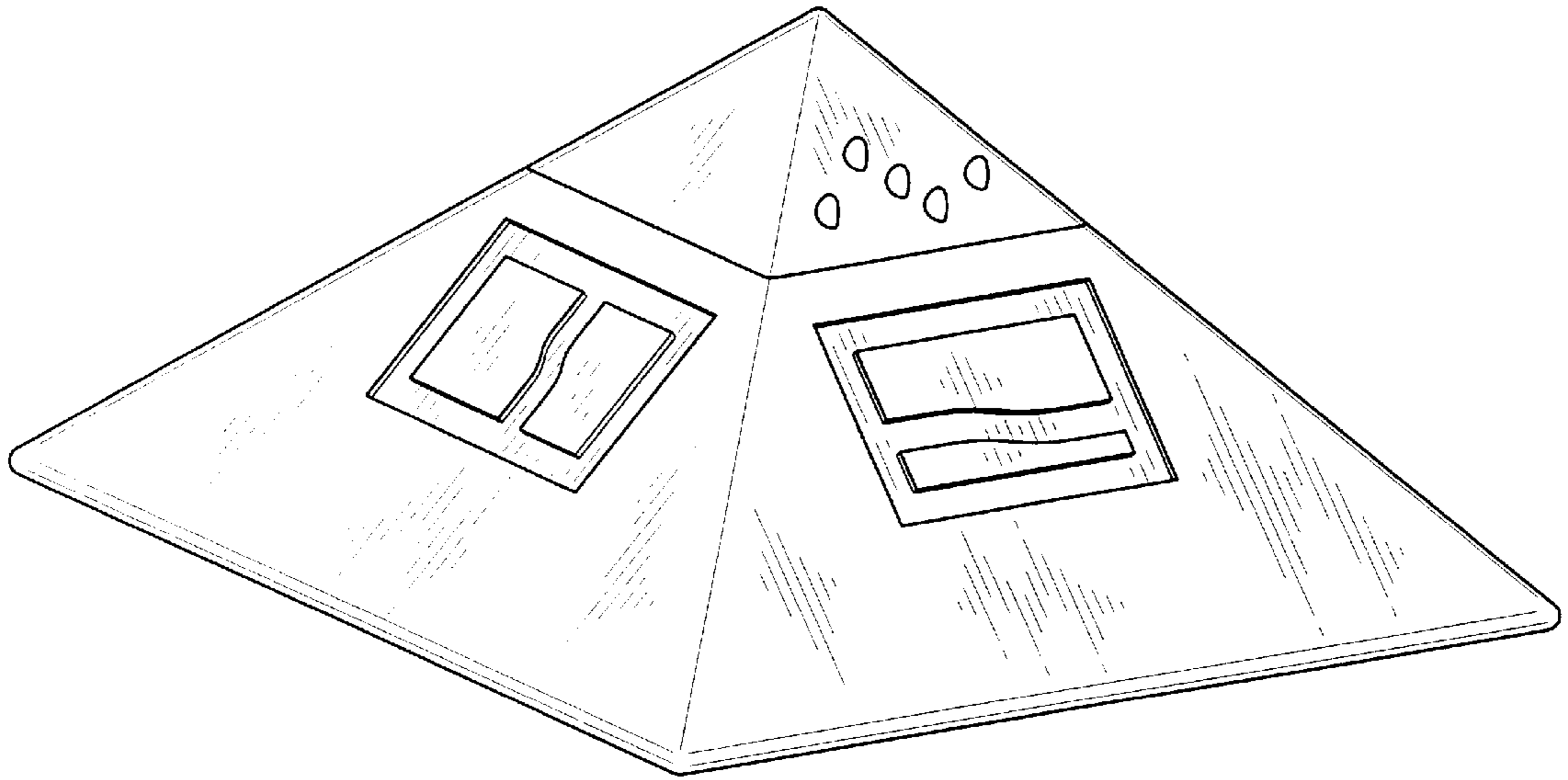


FIG. 4




FIG. 5




FIG. 6

