



US00D443879S

(12) **United States Design Patent**
Fujieda

(10) **Patent No.:** **US D443,879 S**

(45) **Date of Patent:** **** Jun. 19, 2001**

(54) **OUTBOARD MOTOR**

(75) Inventor: **Yoshiaki Fujieda, Shizuoka (JP)**

(73) Assignee: **Suzuki Motor Corporation, Shizuoka-ken (JP)**

(**) Term: **14 Years**

(21) Appl. No.: **29/117,642**

(22) Filed: **Jan. 28, 2000**

(30) **Foreign Application Priority Data**

Jul. 29, 1999 (JP) 11-20522

(51) **LOC (7) Cl.** **15-01**

(52) **U.S. Cl.** **D15/4**

(58) **Field of Search** D15/1-5; 440/52, 440/84, 88, 900, 3-6; 123/495; 290/43, 46, 54

(56) **References Cited**

U.S. PATENT DOCUMENTS

D. 412,911 * 8/1999 Iekura D15/4
D. 418,519 * 1/2000 Iekura D15/4
D. 422,599 * 4/2000 Iekura D15/4

D. 425,522 * 5/2000 Okamoto D15/4

D. 428,616 * 7/2000 Iekura D15/4

5,830,021 * 11/1998 Takahashi et al. 440/88

* cited by examiner

Primary Examiner—Melody N. Brown

(74) *Attorney, Agent, or Firm*—Darby & Darby

(57) **CLAIM**

The ornamental design for an outboard motor, as shown and described.

DESCRIPTION

FIG. 1 is a right side elevational view of an outboard motor showing my new design;

FIG. 2 is a front elevational view thereof;

FIG. 3 is a left side elevational view thereof;

FIG. 4 is a rear elevational view thereof;

FIG. 5 is a top plan view thereof;

FIG. 6 is a bottom plan view thereof;

FIG. 7 is a perspective view thereof from the front and right side; and,

FIG. 8 is a perspective view thereof from the rear and left side.

1 Claim, 7 Drawing Sheets






Fig. 1




Fig. 2




Fig. 3




Fig. 4




Fig. 5




Fig. 6




Fig. 7

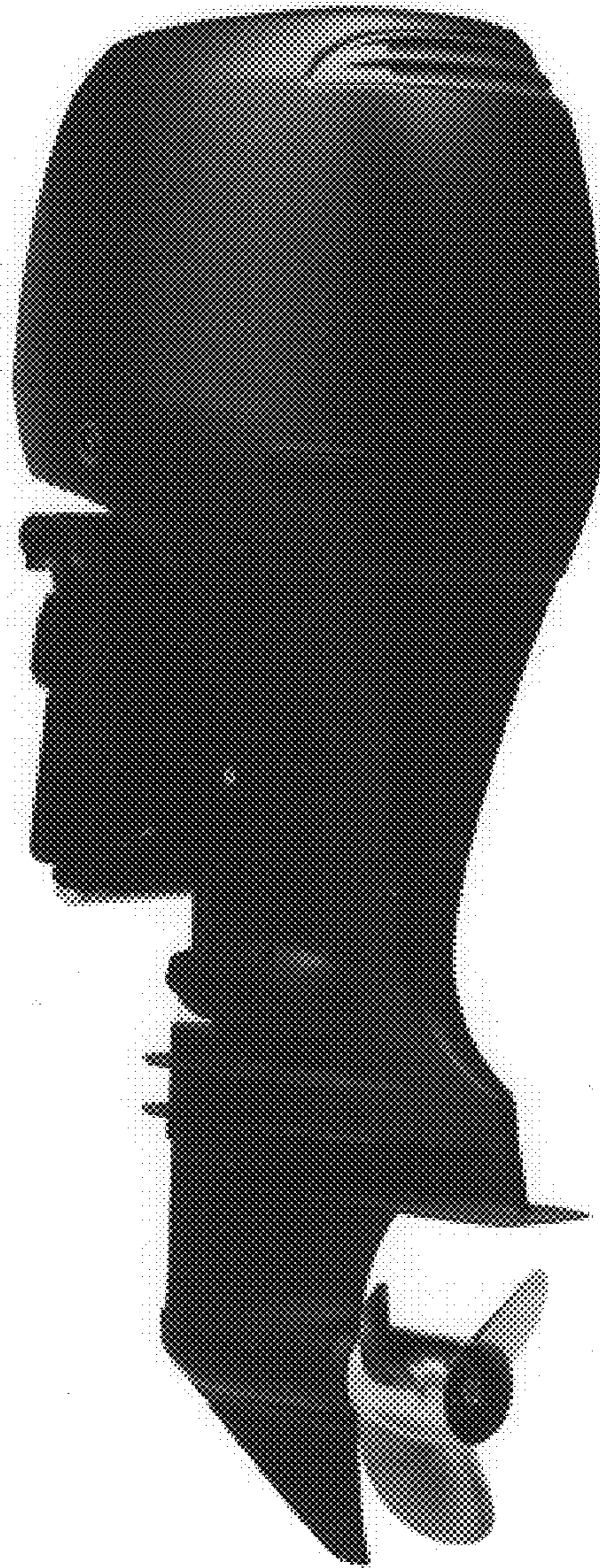


Fig. 8