



US00D443875S

(12) **United States Design Patent**  
**Ma et al.**

(10) **Patent No.:** **US D443,875 S**

(45) **Date of Patent:** **\*\* Jun. 19, 2001**

(54) **PORTABLE COMPUTER**

(75) Inventors: **Chih-Peng Ma; Chih-Wen Chiang;**  
**Ming-Hsun Chou**, all of Taipei (TW)

(73) Assignee: **Compal Electronics, Inc.**, Taipei (TW)

(\*\*) Term: **14 Years**

(21) Appl. No.: **29/127,609**

(22) Filed: **Aug. 10, 2000**

(51) **LOC (7) Cl.** ..... **14-02**

(52) **U.S. Cl.** ..... **D14/318**

(58) **Field of Search** ..... D14/318, 319,  
D14/322, 323, 327; D18/1, 2, 7; 235/145 A,  
145 R; 341/22, 23; 345/104, 156, 168,  
169, 173; 361/680-686; 400/486, 489

(56) **References Cited**

**U.S. PATENT DOCUMENTS**

- D. 384,043 \* 9/1997 Tamaki ..... D14/318
- D. 385,856 \* 11/1997 Kawa ..... D14/318

- D. 392,626 \* 3/1998 Kamata et al. .... D14/318
- D. 392,948 \* 3/1998 Inoue ..... D14/318
- D. 396,703 \* 8/1998 Han ..... D14/318

\* cited by examiner

*Primary Examiner*—Freda Nunn

(74) *Attorney, Agent, or Firm*—Pillsbury Winthrop LLP



(57) **CLAIM**

The ornamental design for a portable computer, as shown and described.

**DESCRIPTION**

FIG. 1 is a perspective view of a portable computer showing our new design;  
 FIG. 2 is a front elevational view thereof;  
 FIG. 3 is a rear elevational view thereof;  
 FIG. 4 is a left side elevational view thereof;  
 FIG. 5 is a right side elevational view thereof;  
 FIG. 6 is a top plan view thereof;  
 FIG. 7 is a bottom plan view thereof; and,  
 FIG. 8 is a perspective view thereof when not in use.

**1 Claim, 5 Drawing Sheets**






FIG. 1

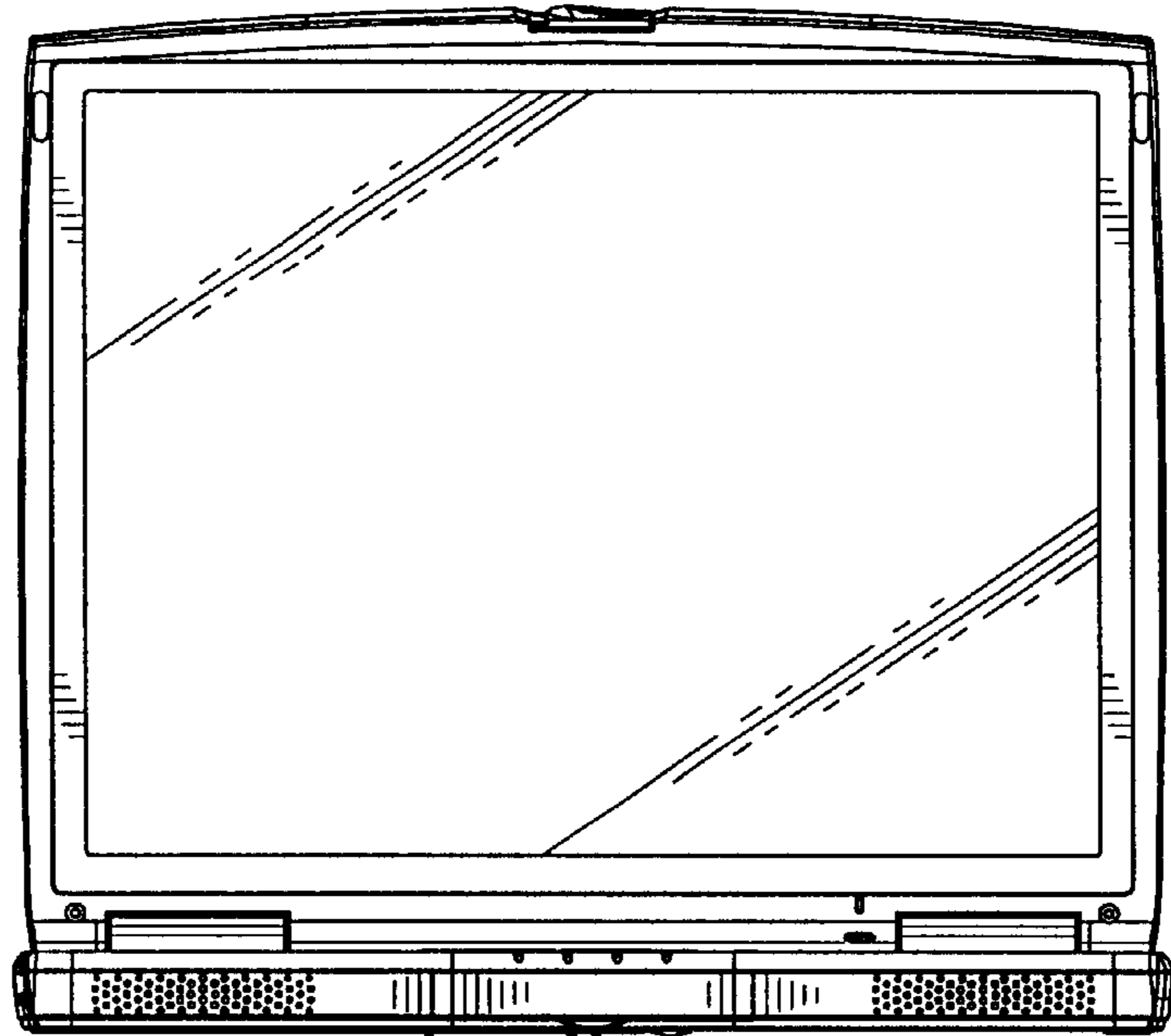


FIG. 2




FIG. 3

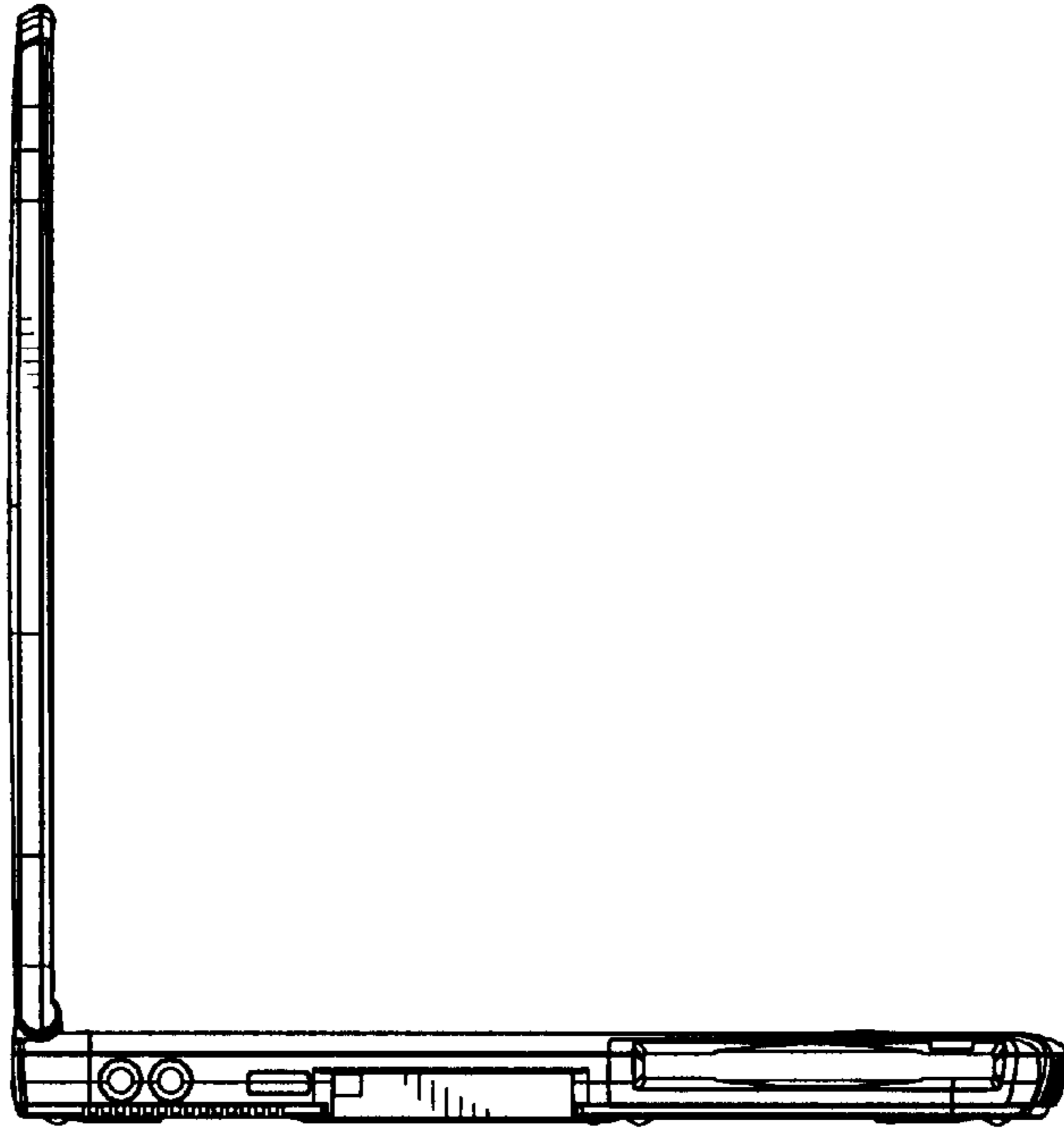


FIG. 4

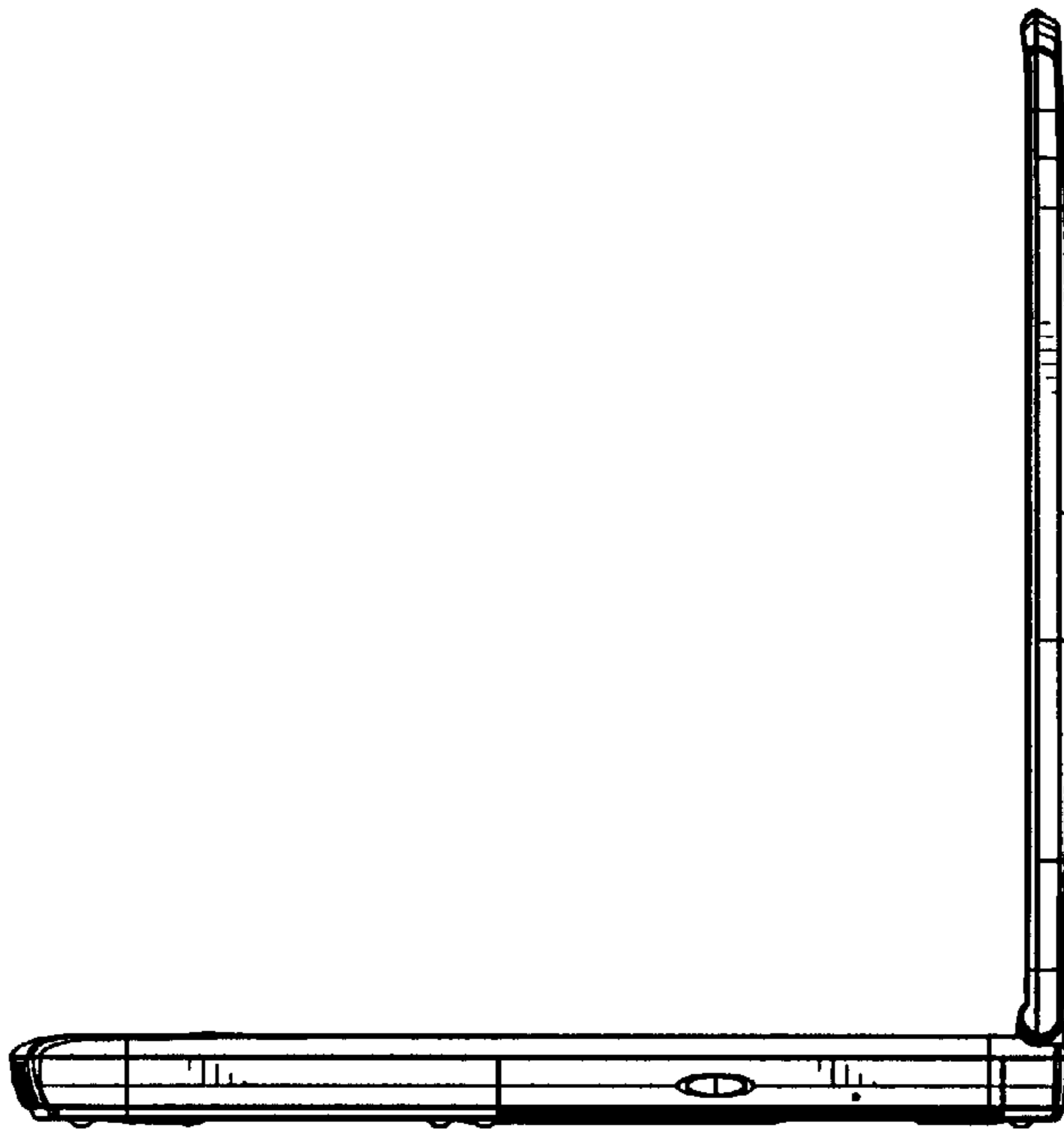


FIG. 5




FIG. 6

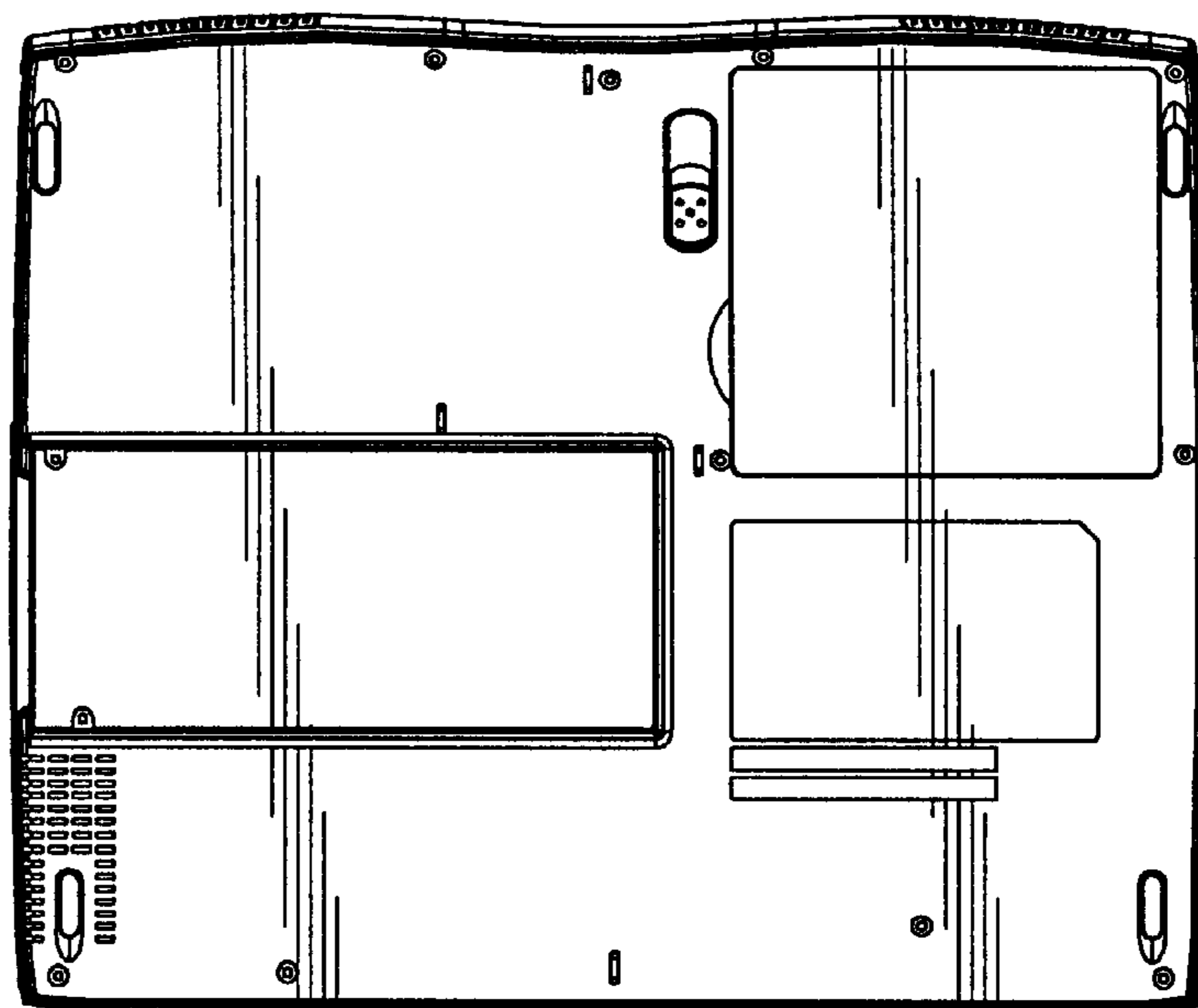


FIG. 7






FIG. 8